



US00D431616S

# United States Patent [19]

Broudy et al.

[11] **Patent Number: Des. 431,616**

[45] **Date of Patent: \*\* Oct. 3, 2000**

[54] **EXERCISE DEVICE**

[76] Inventors: **Jack W. Broudy**, 121 Grandview Ave.,  
Leucadia, Calif. 92024; **Paul  
Mayberry**, 2851 Ivy St., San Diego,  
Calif. 92104

[\*\*] Term: **14 Years**

[21] Appl. No.: **29/101,663**

[22] Filed: **Mar. 9, 1999**

[51] **LOC (7) Cl.** ..... **21-02**

[52] **U.S. Cl.** ..... **D21/689; D21/688**

[58] **Field of Search** ..... D21/662, 688,  
D21/689, 686; 482/80, 79, 146, 147

[56] **References Cited**

**U.S. PATENT DOCUMENTS**

4,200,282 4/1980 Agyagos ..... 482/147  
4,319,749 3/1982 Agyagos ..... 482/147

5,730,690 3/1998 Guidry ..... 482/146  
5,807,210 9/1998 Devlin ..... 482/52  
5,830,107 11/1998 Briigliadoro ..... 482/147  
5,879,275 3/1999 Ariun ..... 482/146

*Primary Examiner*—Philip S. Hyder  
*Attorney, Agent, or Firm*—Matthew A. Newboles

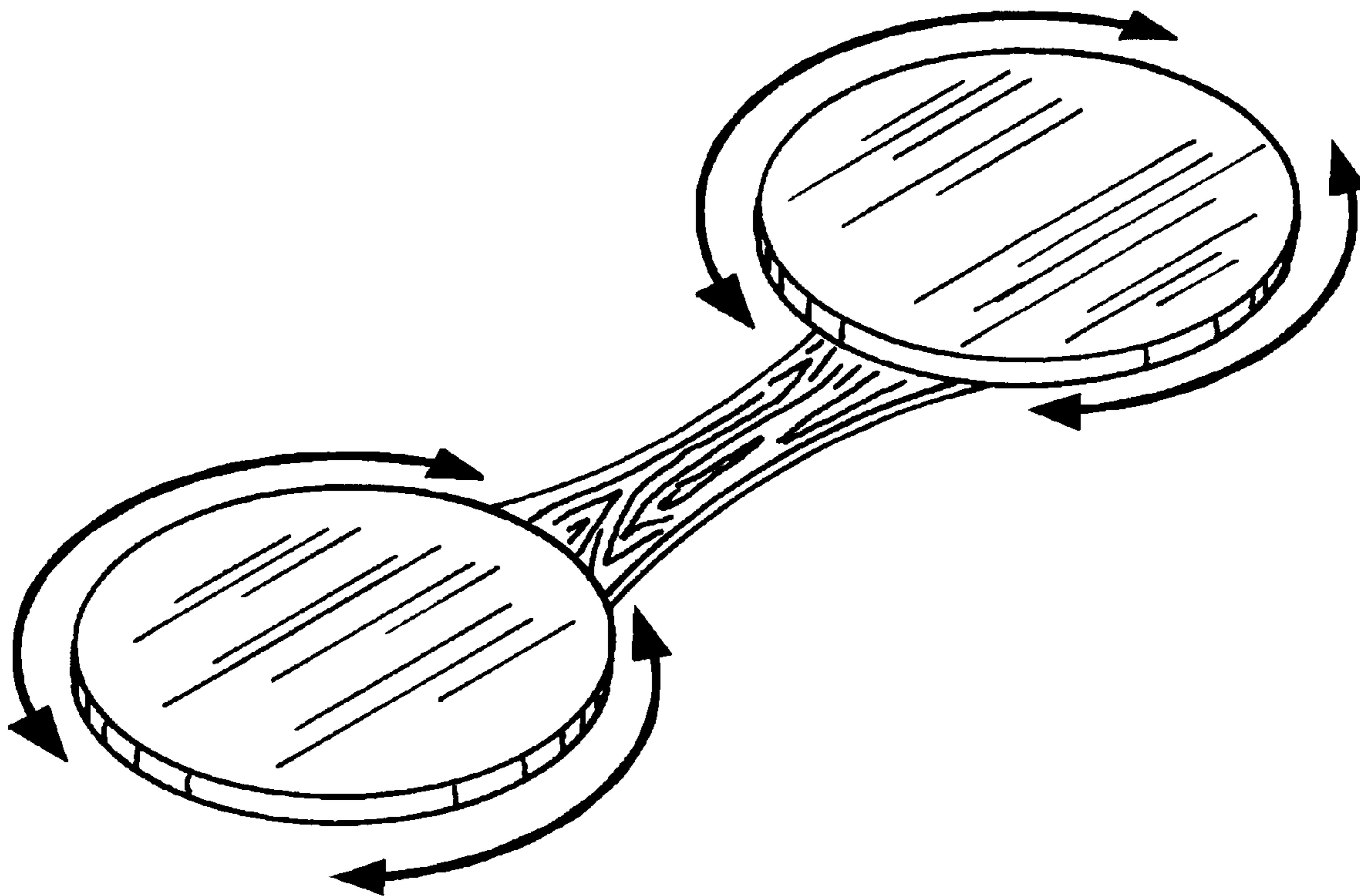
[57] **CLAIM**

The ornamental design for an exercise device, as shown and described.

**DESCRIPTION**

FIG. 1 is a perspective view of the exercise device of the present invention showing our new design; FIG. 2 is a side elevational view thereof; FIG. 3 is an end elevational view thereof; FIG. 4 is a bottom plan view thereof; and, FIG. 5 is a top plan view thereof.

**1 Claim, 1 Drawing Sheet**



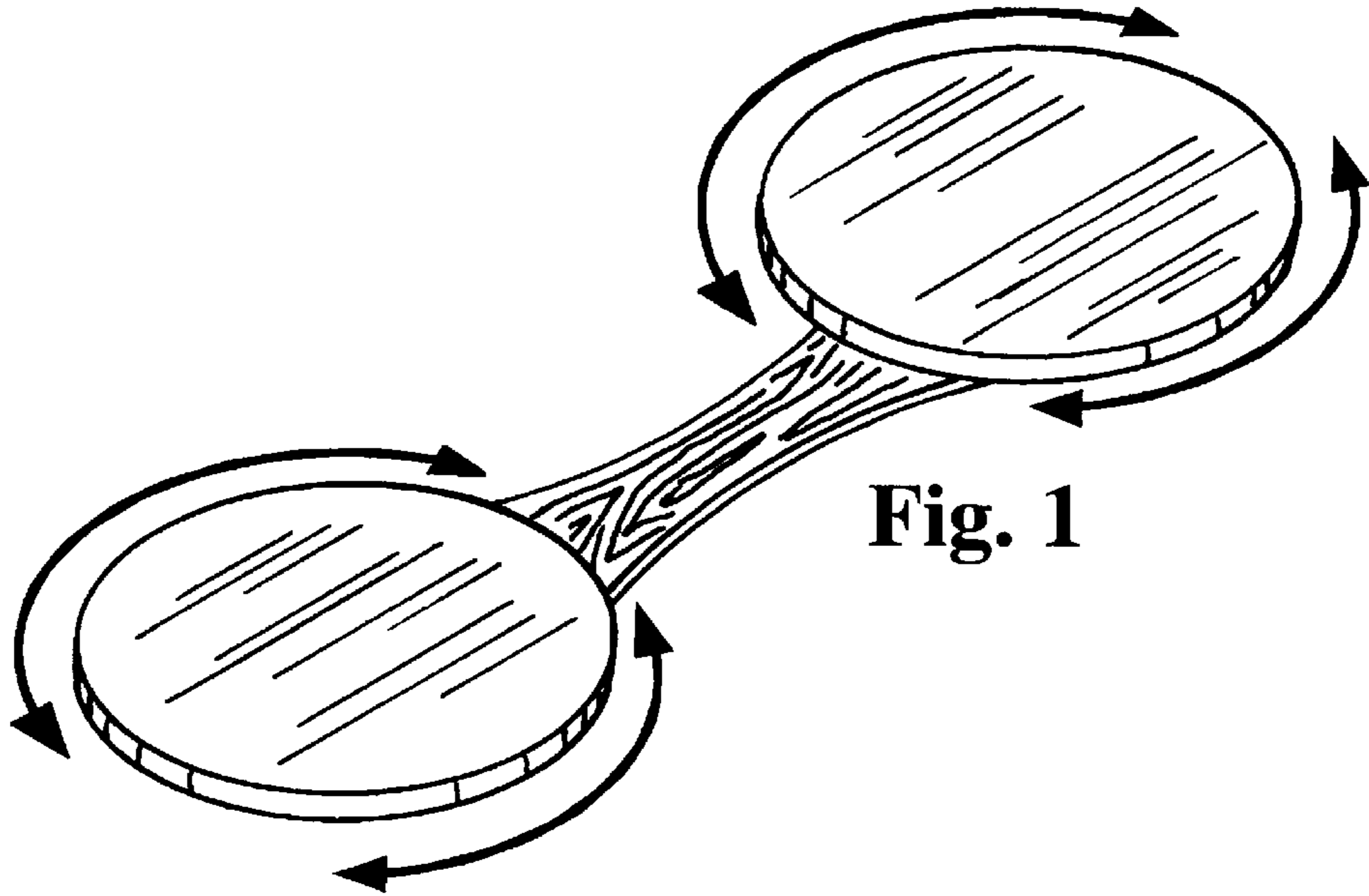


Fig. 2



Fig. 3

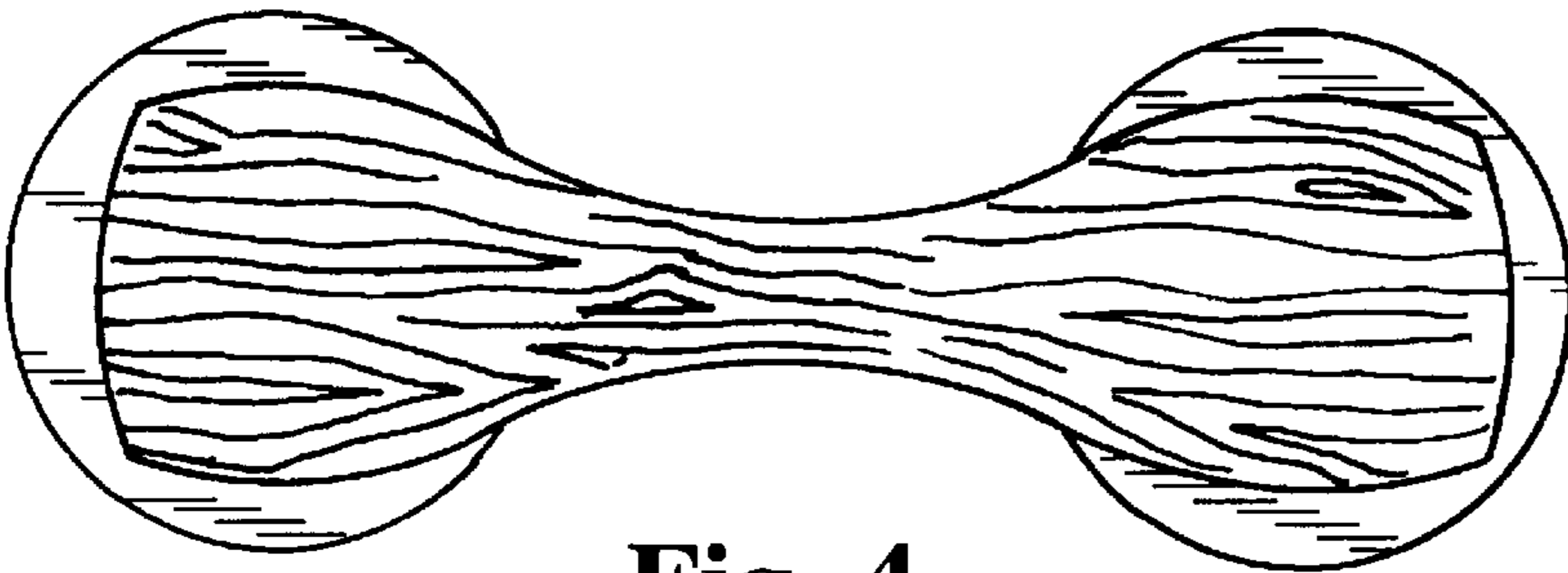


Fig. 4

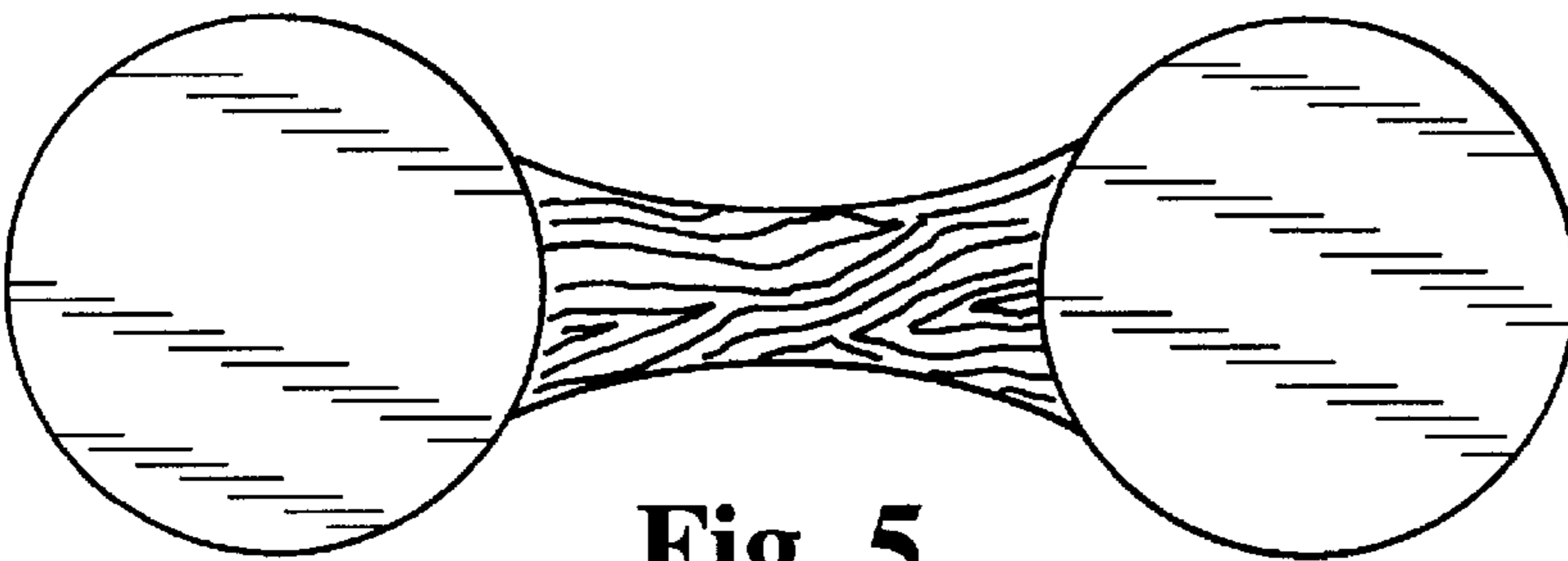


Fig. 5