



US00D431606S

United States Patent [19]

Shimomura et al.

[11] Patent Number: **Des. 431,606**

[45] Date of Patent: **** Oct. 3, 2000**

[54] **OPERATING APPARATUS FOR GAME MACHINE**

[75] Inventors: **Satoshi Shimomura**, Tama; **Masayuki Takahashi**, Ota-ku, both of Japan

[73] Assignee: **Konami Co., Ltd.**, Hyogo-ken, Japan

[**] Term: **14 Years**

[21] Appl. No.: **29/110,768**

[22] Filed: **Sep. 13, 1999**

[30] **Foreign Application Priority Data**

Mar. 19, 1999 [JP] Japan 11-7084

[51] **LOC (7) Cl.** **21-01**

[52] **U.S. Cl.** **D21/333**

[58] **Field of Search** D21/324, 329, D21/331, 333; D14/412-416; 273/148 B; 463/1-5, 29-35, 46, 47, 49, 50, 51; 345/156, 161, 168, 169, 903, 978

[56] **References Cited**

U.S. PATENT DOCUMENTS

D. 395,925 7/1998 Wai D21/329

D. 408,366 4/1999 Popadiuk D21/333
D. 411,584 6/1999 Beyer D21/329
D. 416,588 11/1999 Goto D21/333
5,476,261 12/1995 Hulstrand 273/148 B
5,697,612 12/1997 Piotrowski et al. 273/127 R
5,805,141 9/1998 Hsu 345/161
5,812,116 9/1998 Malhi 345/168
5,823,057 7/1998 Hsien 273/148 B X

Primary Examiner—Prabhakar Deshmukh
Attorney, Agent, or Firm—Jordan and Hamburg LLP

[57] **CLAIM**

The ornamental design for operating apparatus for game machine, as shown and described.

DESCRIPTION

FIG. 1 is a perspective view of operating apparatus for game machine;
FIG. 2 is a front view thereof;
FIG. 3 is a rear view thereof;
FIG. 4 is a left side view thereof;
FIG. 5 is a right side view thereof;
FIG. 6 is a top view thereof; and,
FIG. 7 is a bottom view thereof.

1 Claim, 2 Drawing Sheets



Fig. 1




Fig. 2




Fig. 3




Fig. 4




Fig. 5




Fig. 6




Fig. 7

