



US00D431602S

**United States Patent** [19]  
**Van Genechten**

[11] **Patent Number: Des. 431,602**  
[45] **Date of Patent: \*\* Oct. 3, 2000**

[54] **LUMINOUS SIGN**  
[75] Inventor: **Michel Van Genechten**, Seny, Belgium  
[73] Assignee: **Guillaume S.A.**, Beaufays, Belgium  
[\*\*] Term: **14 Years**

1,562,140 11/1925 Bird et al. .... 40/624  
5,042,182 8/1991 King ..... 40/574 X  
5,701,695 12/1997 Current ..... 40/606

*Primary Examiner*—Alan P. Douglas  
*Assistant Examiner*—Jennifer Rivard  
*Attorney, Agent, or Firm*—Henderson & Sturm LLP

[21] Appl. No.: **29/077,811**  
[22] Filed: **Oct. 14, 1997**

[57] **CLAIM**

The ornamental design for a luminous sign, as shown and described.

[30] **Foreign Application Priority Data**

**DESCRIPTION**

Apr. 14, 1997 [BE] Belgium ..... DM/039872

[51] **LOC (7) Cl.** ..... **20-01**  
[52] **U.S. Cl.** ..... **D20/10; 40/584; D20/10**  
[58] **Field of Search** ..... 40/584, 607, 601,  
40/617, 574, 611, 624; D20/10, 41, 39,  
42

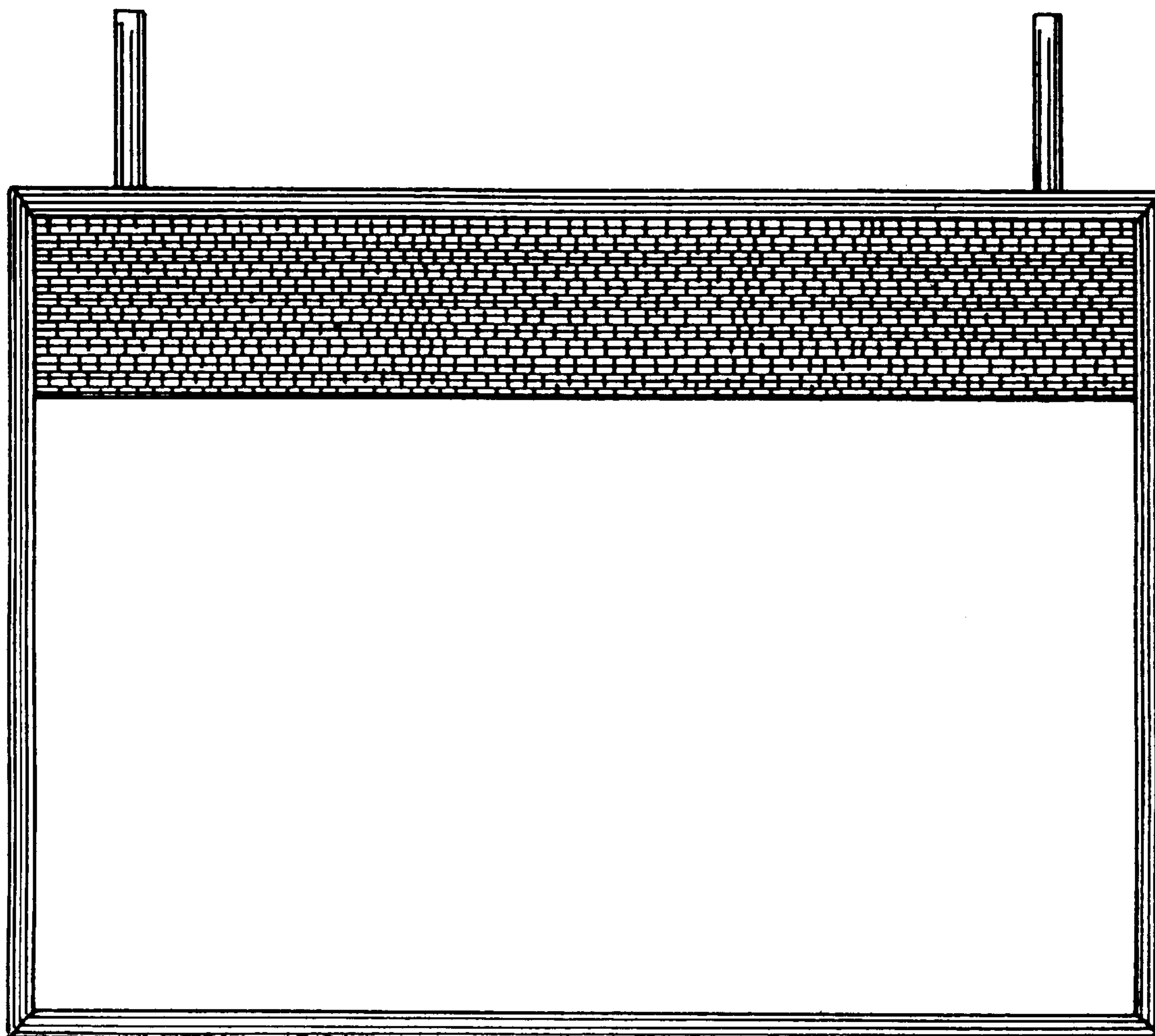
FIG. 1 is a front view of the luminous sign showing the new design the rear view of which is identical;  
FIG. 2 is a front view thereof in an open position the rear view of which is identical;  
FIG. 3 is a left side view thereof, the right side view being identical;  
FIG. 4 is a left side view thereof in an open position the right view of which is identical;  
FIG. 5 is a bottom view thereof in a closed position; and,  
FIG. 6 is a top view thereof in a closed position.

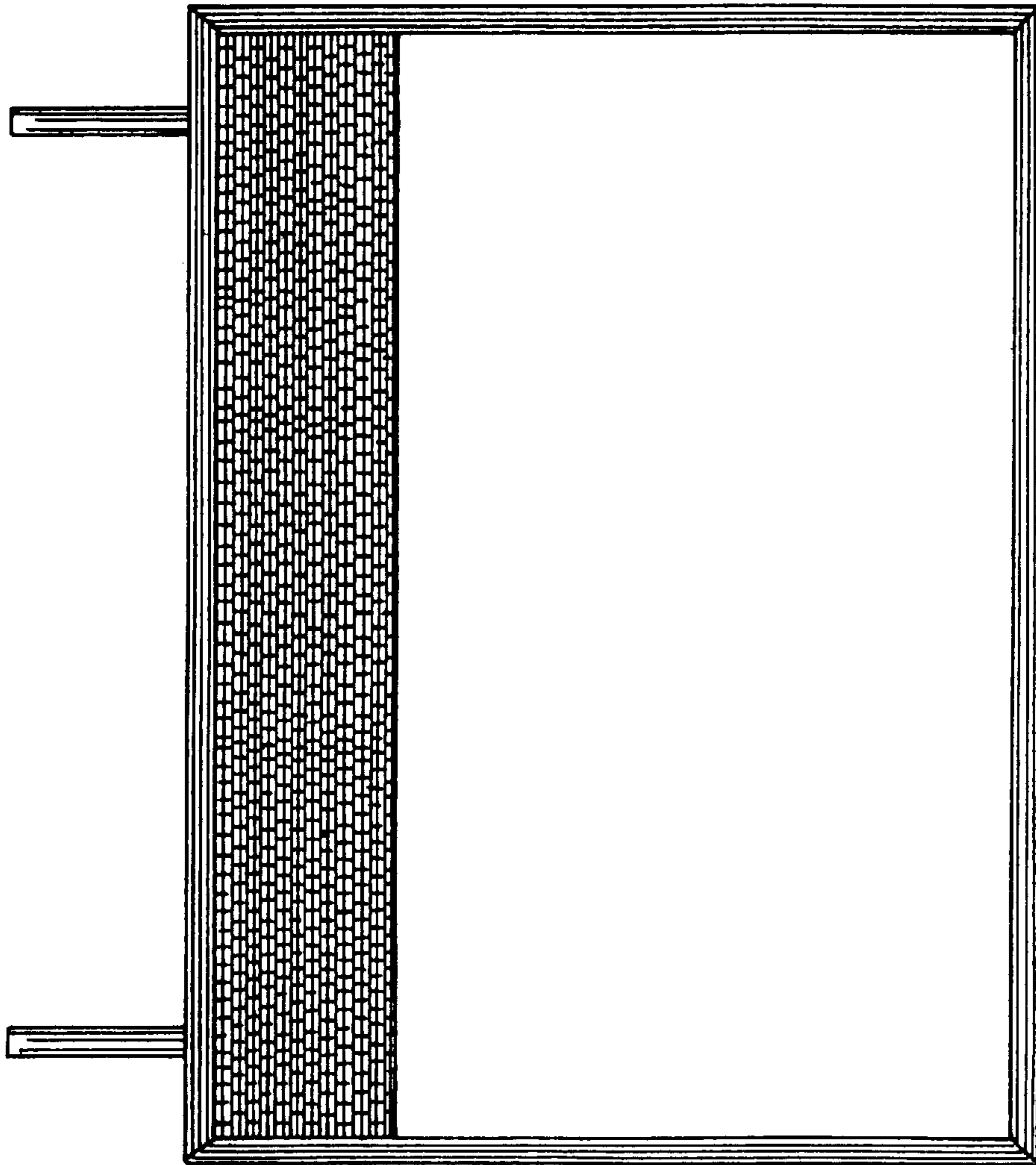
[56] **References Cited**

**U.S. PATENT DOCUMENTS**

D. 285,456 9/1986 Wiens ..... D20/39  
D. 373,145 8/1996 Pettus ..... D20/19

**1 Claim, 3 Drawing Sheets**





*Fig. 1*

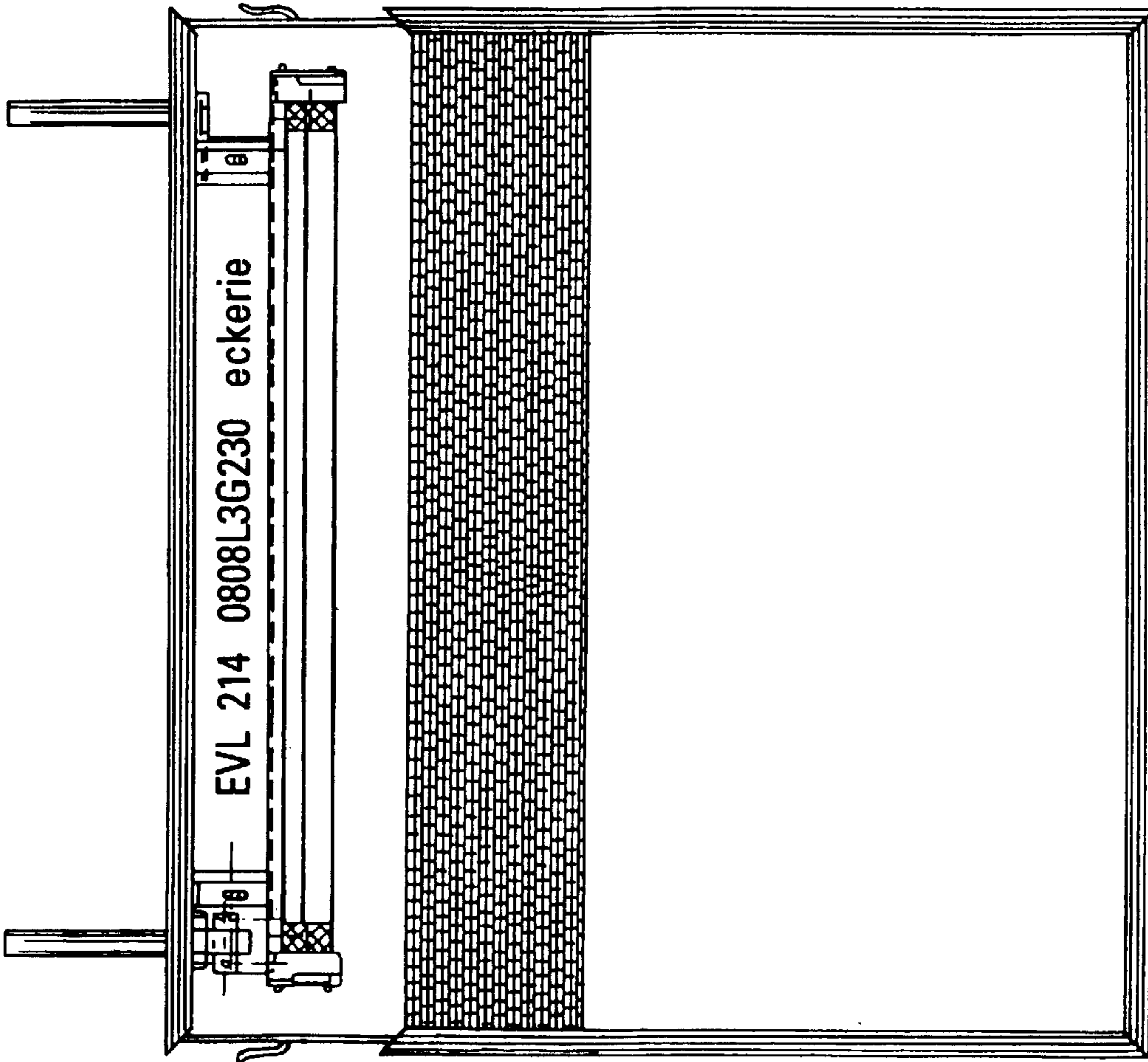


Fig. 2




Fig. 3




Fig. 4




Fig. 5

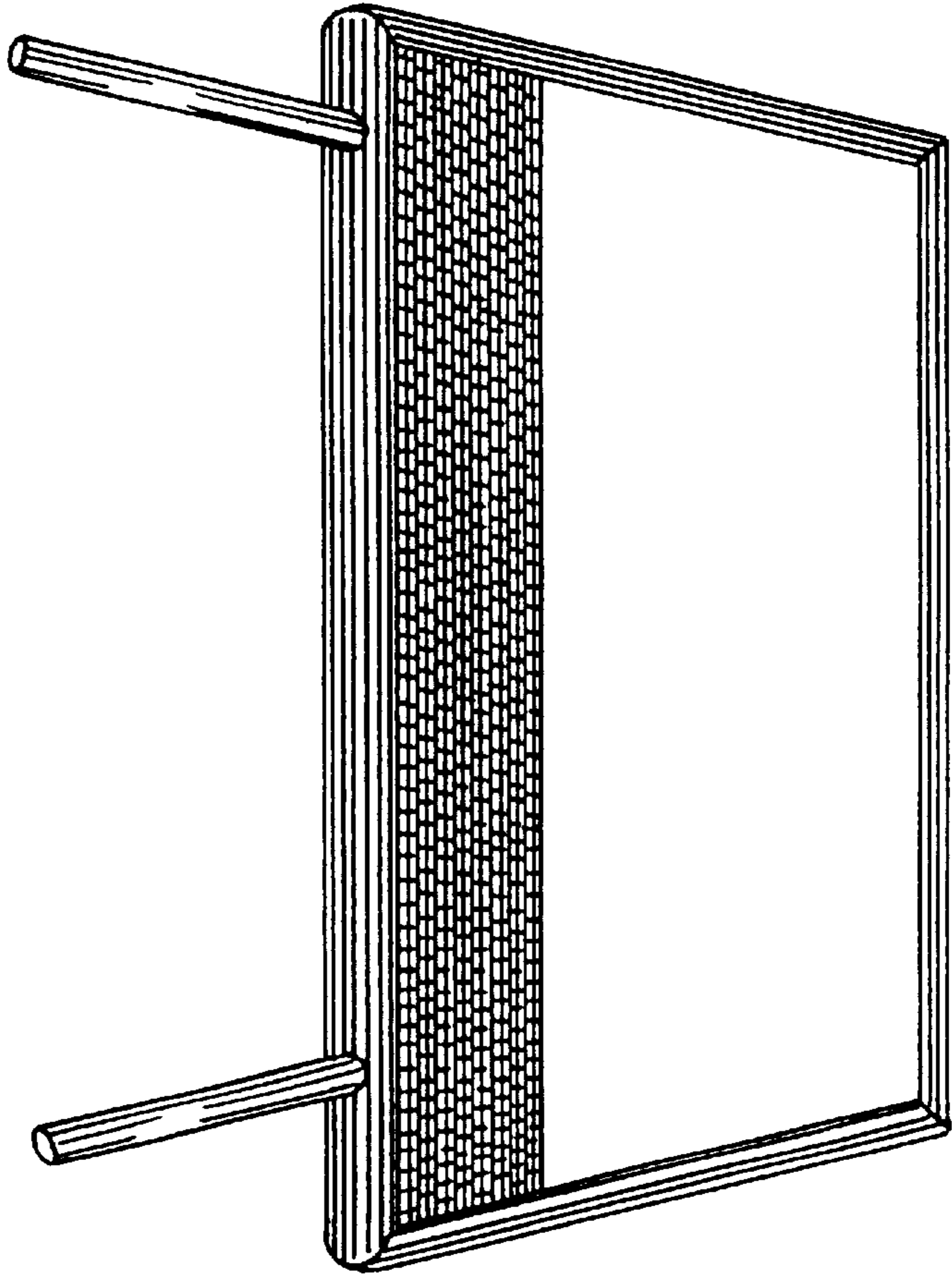


Fig. 6