



US00D431598S

United States Patent [19]

Kim et al.

[11] Patent Number: Des. 431,598

[45] Date of Patent: ** Oct. 3, 2000

[54] COMBINATION STYLUS AND PEN

5,717,435	2/1998	Fukushima et al.	345/179
5,747,748	5/1998	Zigler	178/18
5,913,629	6/1999	Hazzard	401/33

[75] Inventors: Daniel Sung-hwe Kim; Edwin W. Thorn, III; Dennis Joseph Boyle, all of Palo Alto; Markus Diebel, San Francisco, all of Calif.; Elisha Tal, Macabin, Israel

FOREIGN PATENT DOCUMENTS

2614842	11/1988	France .
298 02 841 U	6/1998	Germany .

OTHER PUBLICATIONS

ttools, LLC; Internet; HTTP://www.ttools.net/specs.htm. Duo-1 pen stylus-black; PDA Direct, Inc.; last modified Oct. 5, 1998; Internet; HTTP://www.handhelddirect.com/pda31230.htm. "Electronic Pen with Retractable Tip"; IBM Technical Disclosure Bulletin, vol. 39, No. 7, Jul. 1996, pp. 19,20.

Primary Examiner—Martie K. Holtje
Attorney, Agent, or Firm—Carr & Ferrell LLP

[73] Assignee: IDEO Product Development, Palo Alto, Calif.

[**] Term: 14 Years

[21] Appl. No.: 29/093,962

[22] Filed: Sep. 21, 1998

[51] LOC (7) Cl. 19-06

[52] U.S. Cl. D19/36; D19/51; D19/56; D14/114

[58] Field of Search D19/35, 36, 41-51, D19/53-58, 81-85; D14/114, 116; 178/18, 19, 19.01-19.07; 401/6, 7, 29-34, 88, 37, 52, 207, 209, 202, 195, 213, 267; 345/179-183

[56] References Cited

U.S. PATENT DOCUMENTS

24,758	7/1859	Richardson .	
27,311	2/1860	Richardson .	
40,846	12/1863	Lownds .	
D. 178,033	6/1956	Young et al.	D19/51
D. 198,348	6/1964	Fehling et al.	D19/51
D. 280,421	9/1985	Giugiaro	D19/49
D. 335,142	4/1993	Katami et al.	D19/57
D. 395,449	6/1998	Bussiere et al.	D19/57
D. 402,690	12/1998	Hazzard	D19/51
555,752	3/1896	Bacho .	
1,738,367	12/1929	Haught .	
2,002,501	5/1935	Donato	120/9
2,114,203	4/1938	Agbayani	120/84
2,267,147	12/1941	Baker	401/267
2,592,406	4/1952	Faltin	401/34
5,564,850	10/1996	Nagaoka	401/37

[57] CLAIM

The ornamental design for a combination stylus and pen, as shown and described.

DESCRIPTION

FIG. 1 is a right rear perspective view of a combination stylus and pen showing our new design; FIG. 2 is a front elevational view; FIG. 3 is a side elevational view, the opposite side being a mirror image thereof; FIG. 4 is a rear elevational view; FIG. 5 is a bottom plan view; FIG. 6 is a top plan view; FIG. 7 is an enlarged fragmentary rear perspective view; FIG. 8 is a view of FIG. 7 with the writing tip extended; FIG. 9 is a second enlarged fragmentary rear perspective view; FIG. 10 is a view of FIG. 9 with the writing tip extended; FIG. 11 is an enlarged top and side perspective view of the upper portion of the combination stylus and pen; and, FIG. 12 is a front perspective view of FIG. 11.

1 Claim, 4 Drawing Sheets


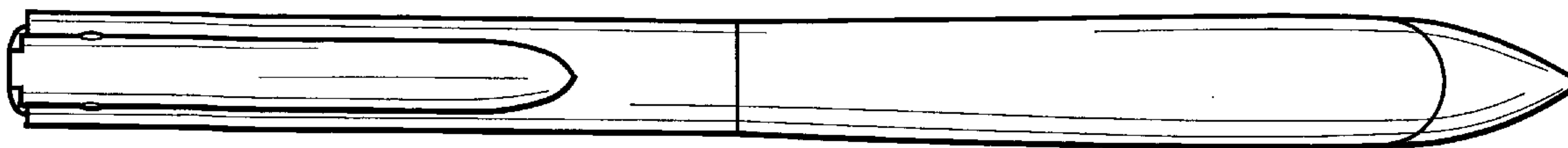


FIG. 1

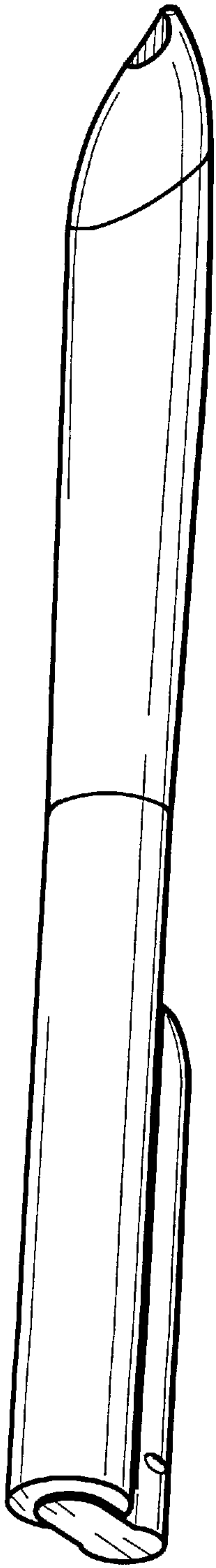


FIG. 2

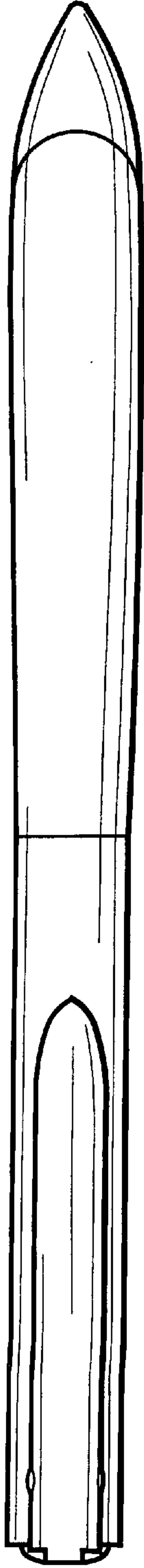
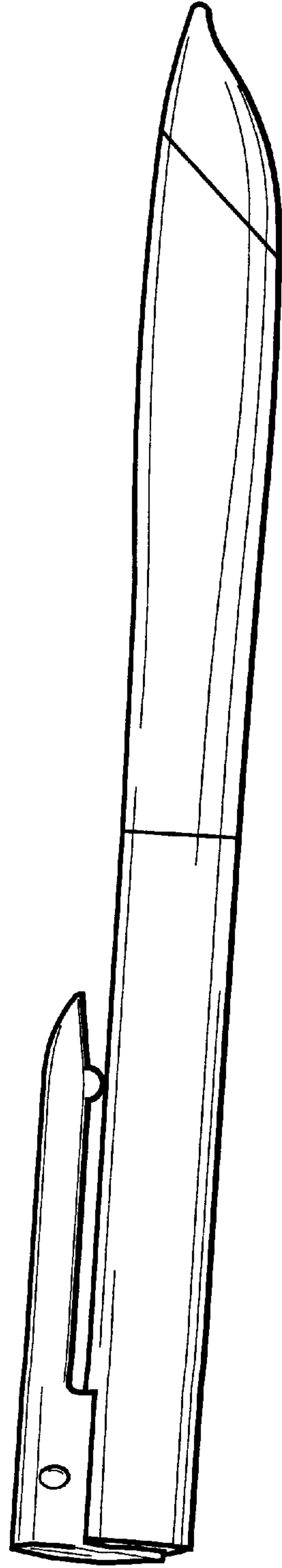


FIG. 3



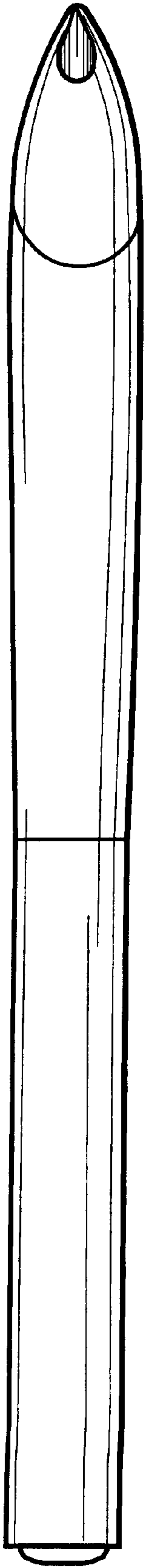


FIG. 4

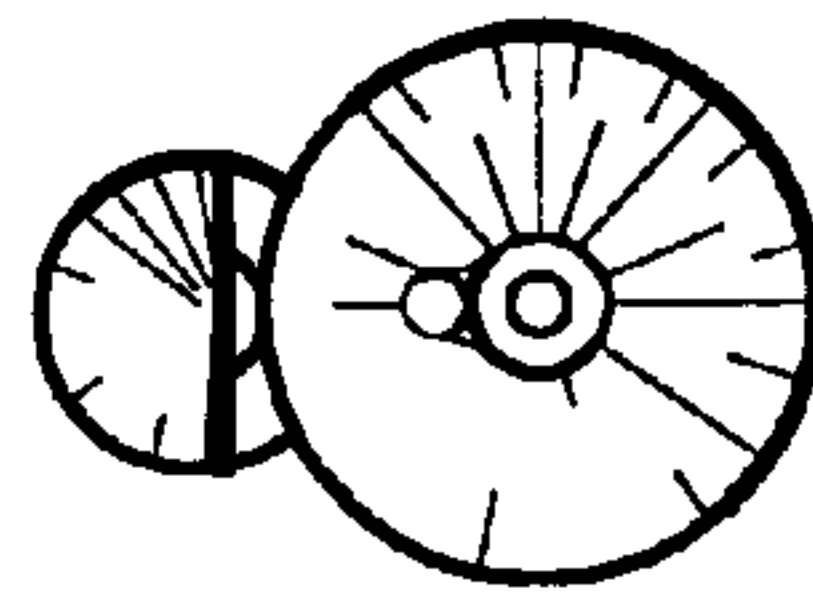


FIG. 5

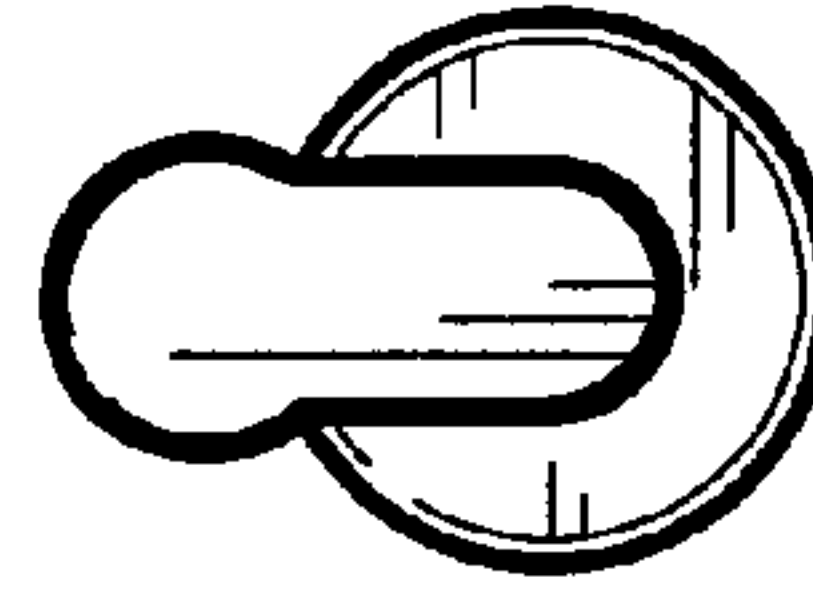


FIG. 6

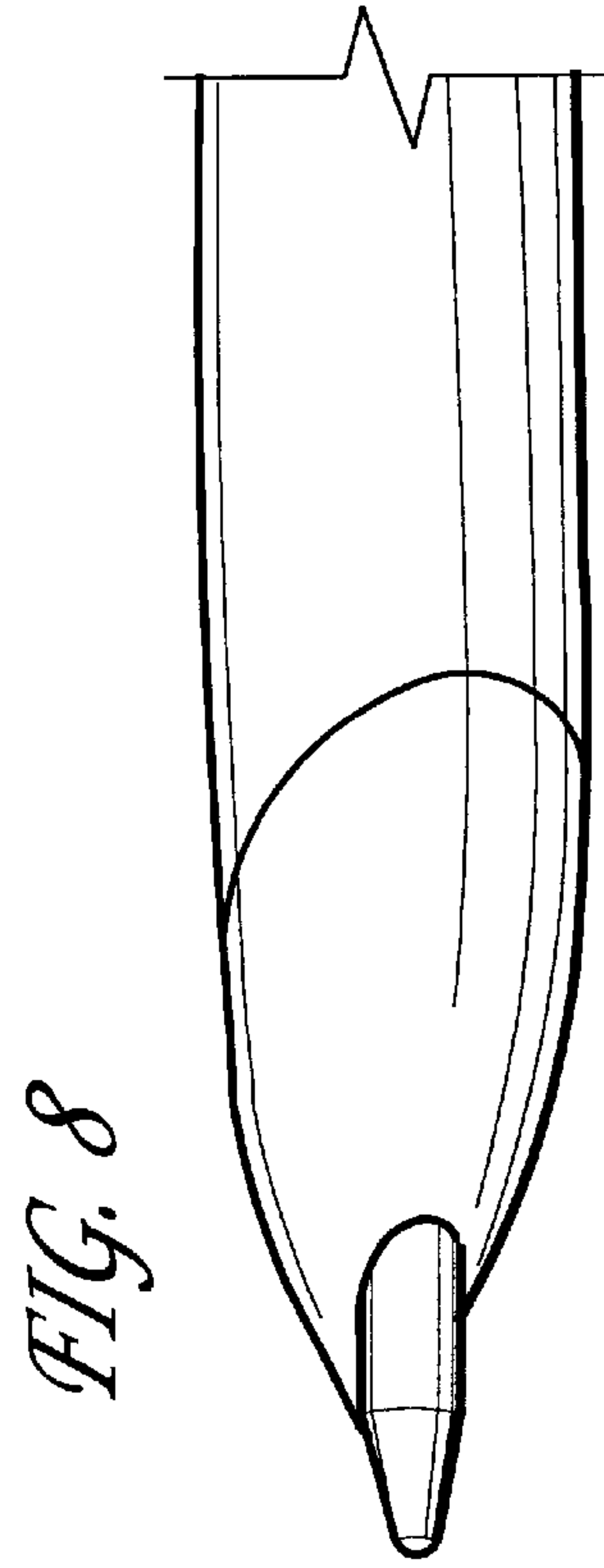
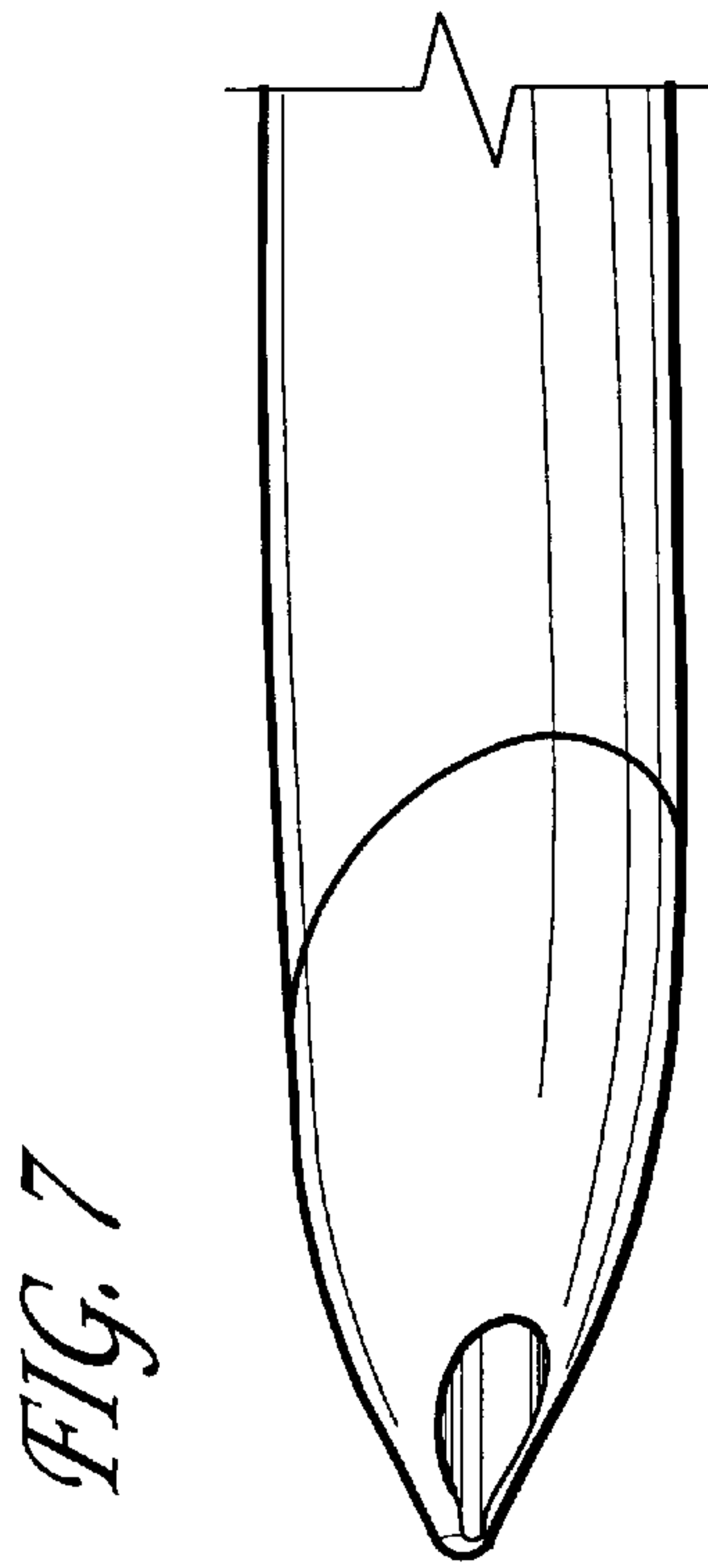
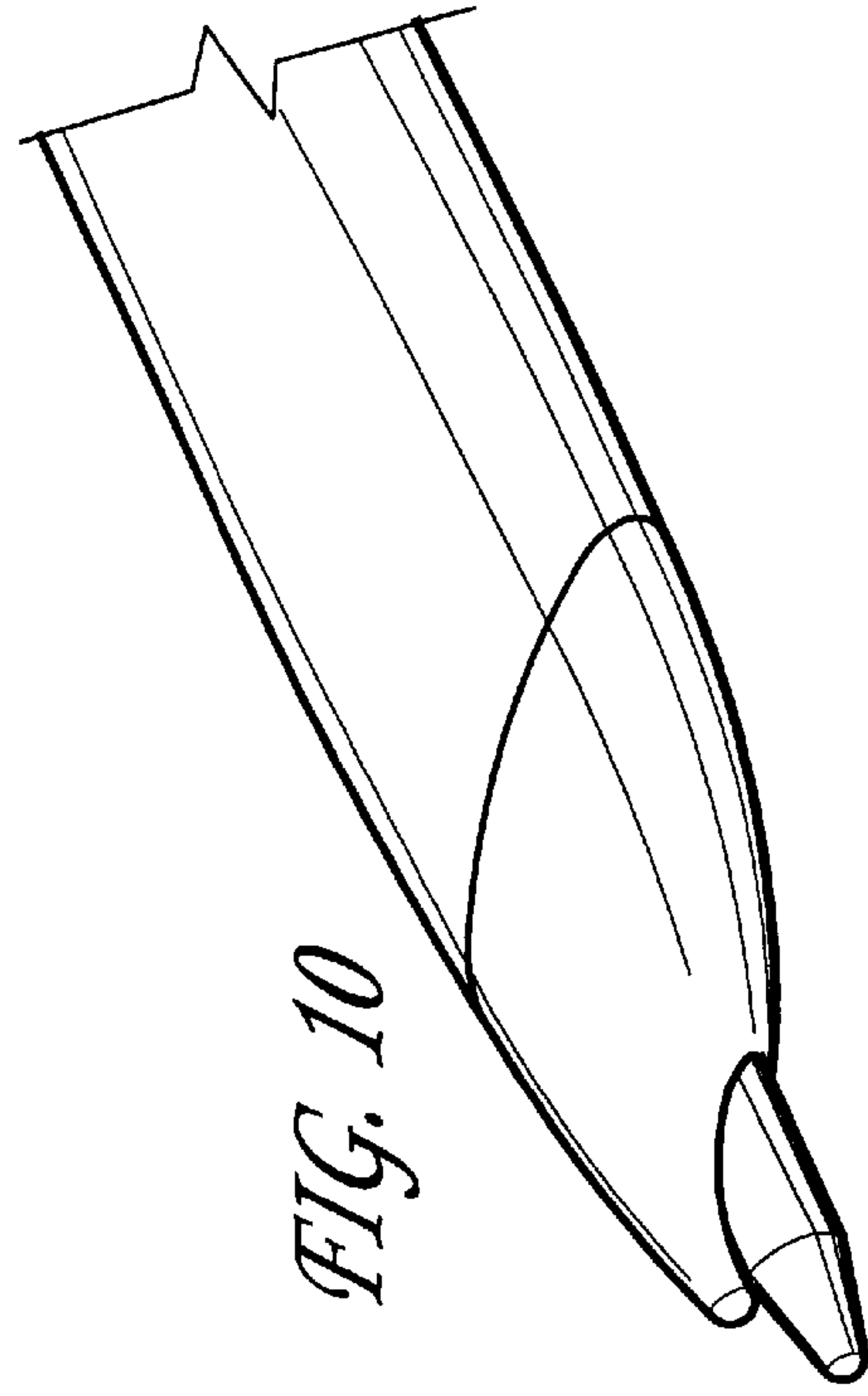



FIG. 11



FIG. 12

