



US00D431575S

United States Patent [19] Park

[11] **Patent Number: Des. 431,575**

[45] **Date of Patent: ** Oct. 3, 2000**

[54] **BACKHOE LOADER**

[75] Inventor: **Ken Park**, Walled Lake, Mich.

[73] Assignee: **New Bright Industrial Co., Ltd.**,
Kowloon, The Hong Kong Special
Administrative Region of the People's
Republic of China

[**] Term: **14 Years**

[21] Appl. No.: **29/109,775**

[22] Filed: **Aug. 24, 1999**

[51] **LOC (7) Cl.** **12-13**

[52] **U.S. Cl.** **D15/25; D21/537**

[58] **Field of Search** **D15/10, 22-26;**
D21/537; 37/341, 403, 421, 442, 443, 452;
180/89.1, 89.12, 89.13; 296/190.1, 190.8;
414/680, 685, 694, 722-724

[56] **References Cited**

U.S. PATENT DOCUMENTS

- D. 405,807 2/1999 Amy et al. D15/25
- D. 412,506 8/1999 Boyer et al. D15/25

- D. 416,266 11/1999 Del Torchio D15/25
- D. 419,618 1/2000 Park D21/537
- 4,272,222 6/1981 Davis 414/694
- 4,329,109 5/1982 Den Bleyker 414/685
- 4,825,567 5/1989 Andiano et al. 414/718
- 5,265,995 11/1993 Beck 414/694
- 5,873,612 2/1999 Connor 296/190.1

Primary Examiner—Sandra L. Morris
Attorney, Agent, or Firm—Nixon & Vanderhye P.C.


[57] **CLAIM**

The ornamental design for a backhoe loader, as shown and described.

DESCRIPTION

FIG. 1 is a front, top and right side perspective view of a backhoe loader according to my design;
FIG. 2 is a left side elevational view thereof;
FIG. 3 is a front elevational view thereof;
FIG. 4 is a right side elevational view thereof;
FIG. 5 is a rear elevational view thereof;
FIG. 6 is a top plan view thereof; and,
FIG. 7 is a bottom plan view thereof.

1 Claim, 7 Drawing Sheets






Fig. 1




Fig.2




Fig.3



Fig.4




Fig.5




Fig.6




Fig.7