



US00D431569S

United States Patent [19]

[11] **Patent Number: Des. 431,569**

Jean et al.

[45] **Date of Patent: ** Oct. 3, 2000**

[54] **COMPUTER FRONT BEZEL**

D. 413,321 9/1999 Su D14/441

[75] Inventors: **Paul Jean**, Taipei; **Kaven Kan**,
Tau-Yuan; **Ying-Sheng Yeh**, Pan-Chiao,
all of Taiwan

Primary Examiner—Freda Nunn
Attorney, Agent, or Firm—Wei Te Chung

[73] Assignee: **Hon Hai Precision Ind. Co., Ltd.**,
Taipei Hsien, Taiwan

[57] CLAIM

[**] Term: **14 Years**

The ornamental design for a computer front bezel, as shown and described.

[21] Appl. No.: **29/111,774**

[22] Filed: **Oct. 1, 1999**

[30] Foreign Application Priority Data

Jul. 30, 1999 [TW] Taiwan 88304993

[51] **LOC (7) Cl.** **14-02**

[52] **U.S. Cl.** **D14/441**

[58] **Field of Search** D14/441, 446;
D13/162, 184, 164, 177, 199; 312/223.2;
361/600, 622

DESCRIPTION


FIG. 1 is a perspective view of a computer front bezel showing our new design;
FIG. 2 is a front elevational view thereof;
FIG. 3 is a rear elevational view thereof;
FIG. 4 is a left side elevational view thereof;
FIG. 5 is a right side elevational view thereof;
FIG. 6 is a top plan view thereof;
FIG. 7 is a bottom plan view thereof; and,
FIG. 8 is a perspective view thereof mounted to a computer case which is shown in broken lines for illustrative purposes only and forms no part of the claimed design.

[56] References Cited

U.S. PATENT DOCUMENTS

D. 389,475 1/1998 Autry et al. D14/441

1 Claim, 6 Drawing Sheets






FIG.1

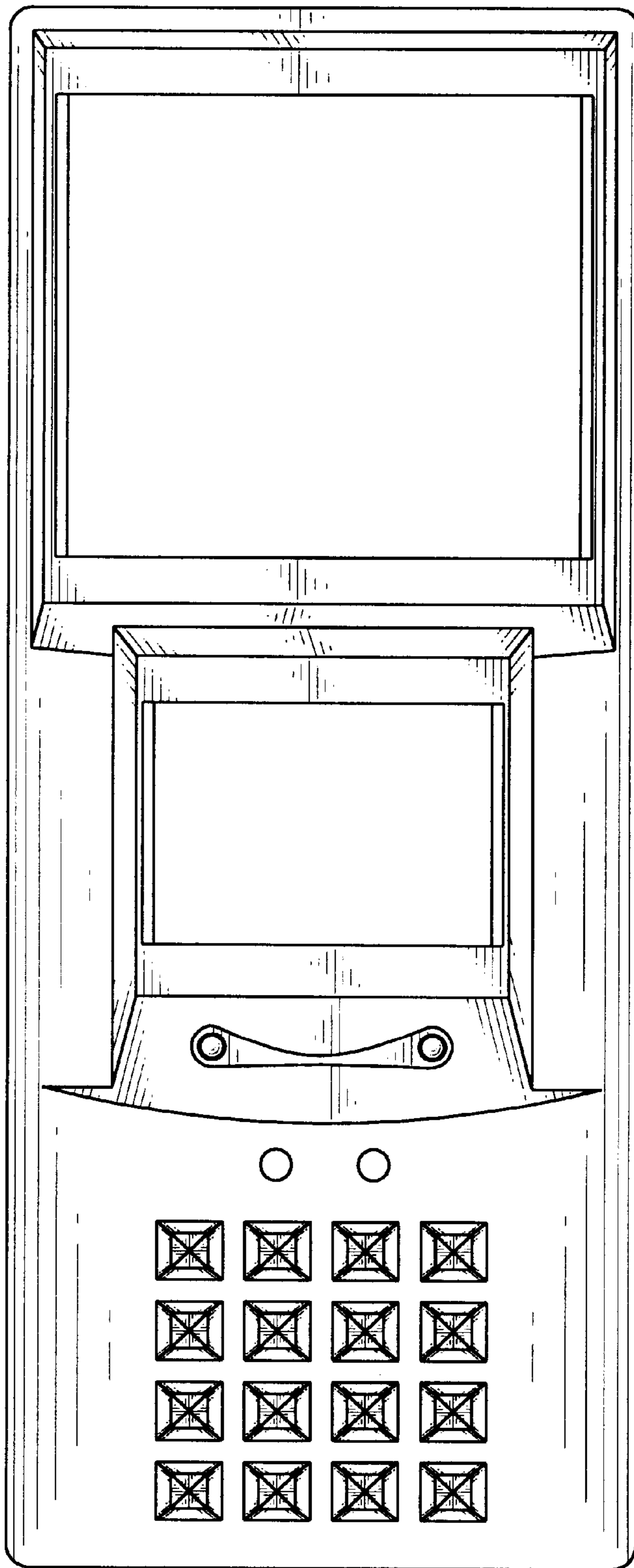


FIG. 2




FIG.3




FIG. 4

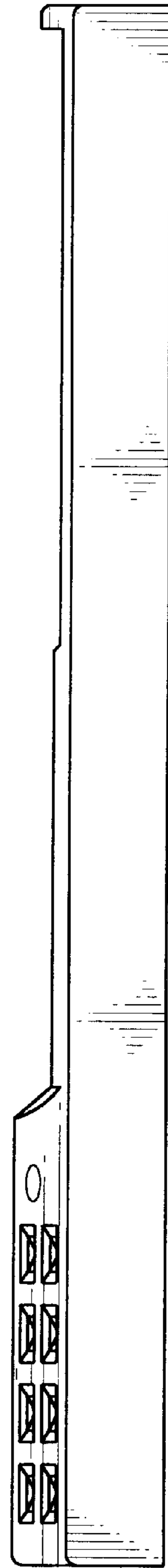


FIG. 5

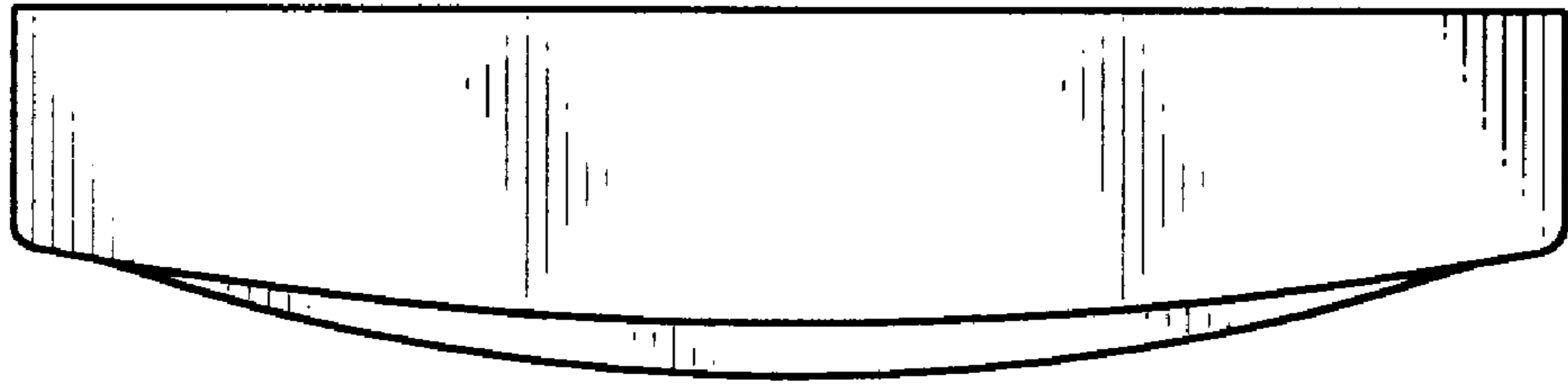


FIG. 6




FIG. 7

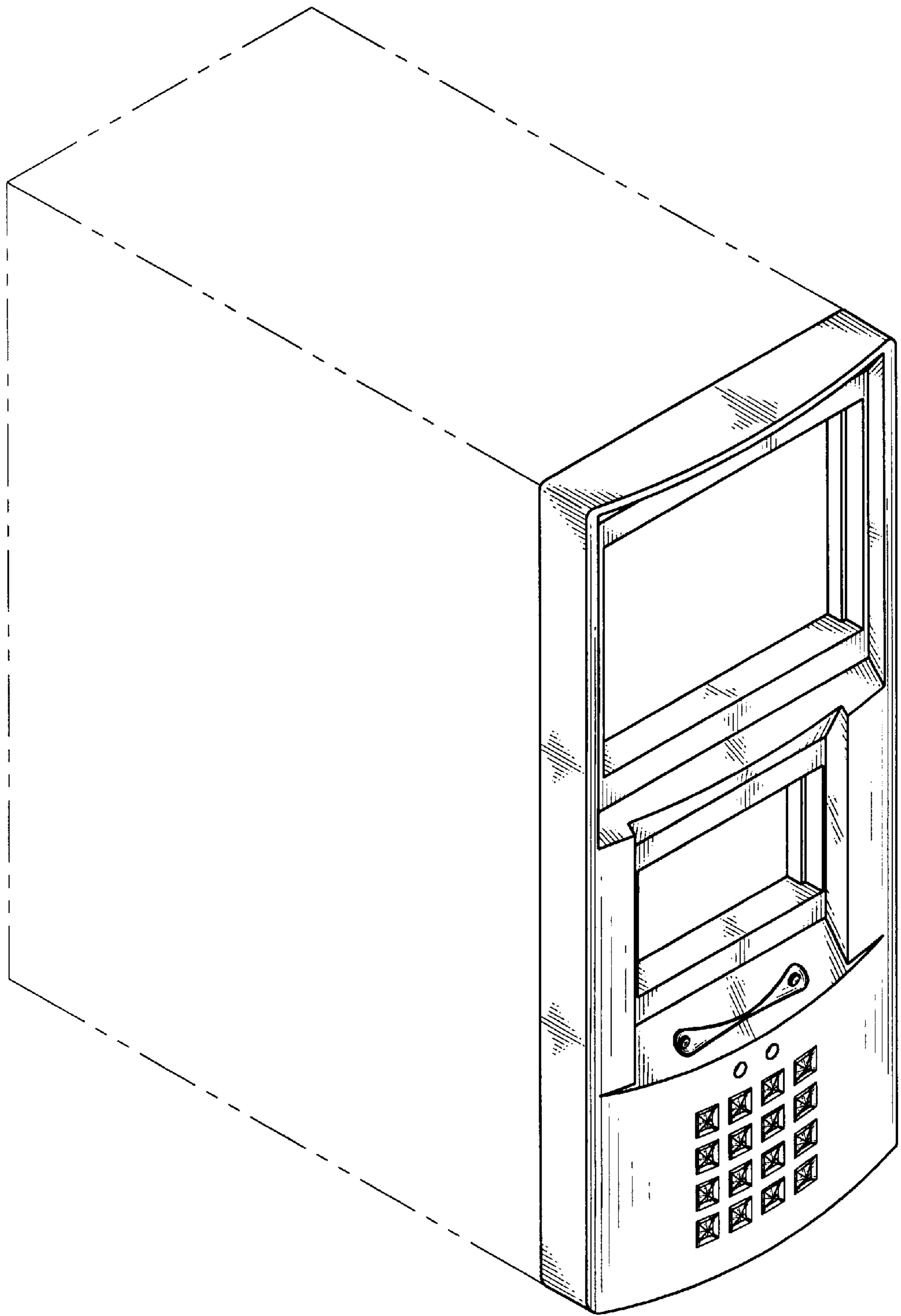


FIG.8