



US00D431547S

# United States Patent [19]

Mirone

[11] Patent Number: **Des. 431,547**

[45] Date of Patent: **\*\* Oct. 3, 2000**

[54] **COMBINED DISC PLAYER, RECORDER, RADIO TUNER, TAPE PLAYER AND RECORDER**

[75] Inventor: **Gabriele Mirone**, Surrey, United Kingdom

[73] Assignee: **Sony Corporation**, Japan

[\*\*] Term: **14 Years**

[21] Appl. No.: **29/115,472**

[22] Filed: **Dec. 16, 1999**

[30] **Foreign Application Priority Data**

Jul. 8, 1999 [JP] Japan ..... 11-17982

[51] **LOC (7) Cl.** ..... **14-01**

[52] **U.S. Cl.** ..... **D14/168**

[58] **Field of Search** ..... D14/124, 156, D14/160-168, 171, 188, 193-198, 204, 209-216; 181/144-145, 147-148, 150, 153, 157, 198-199; 455/344-345, 347-351

[56] **References Cited**

**U.S. PATENT DOCUMENTS**

D. 384,069 9/1997 Kokkinis ..... D14/168 X

D. 400,532 11/1998 Hattori ..... D14/168

D. 404,033 1/1999 Fong ..... D14/194 X  
D. 411,198 6/1999 Kawase ..... D14/168  
D. 416,557 11/1999 Matsuoka ..... D14/168  
D. 416,900 11/1999 Yamada ..... D14/168  
5,146,618 9/1992 Wenner ..... 455/345

**OTHER PUBLICATIONS**

Catalog "92", pp 98, 120-121, Sony (Jul. 1999).

*Primary Examiner*—Nanda Bondade  
*Attorney, Agent, or Firm*—Rader, Fishman&Grauer

[57] **CLAIM**

The ornamental design for a combined disc player, recorder, radio tuner, tape player and recorder, as shown and described.

**DESCRIPTION**

FIG. 1 is a perspective view of a combined disc player, recorder, radio tuner, tape player and recorder showing my new design;

FIG. 2 is a top plan view thereof;

FIG. 3 is a left side elevational view thereof;

FIG. 4 is a front elevational view thereof;

FIG. 5 is a bottom plan view thereof;

FIG. 6 is a right side elevational view thereof; and,

FIG. 7 is a rear elevational view thereof.

**1 Claim, 4 Drawing Sheets**




FIG. 1




FIG. 2

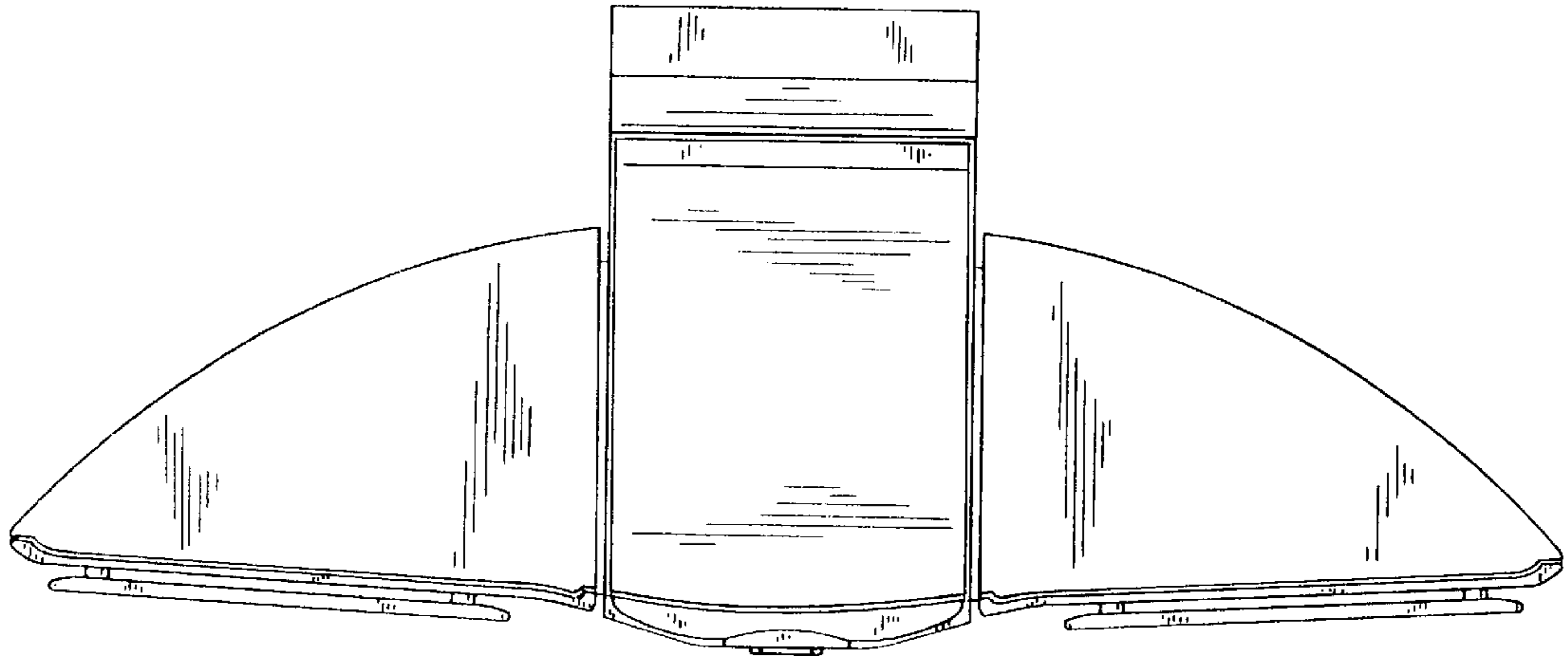


FIG. 3

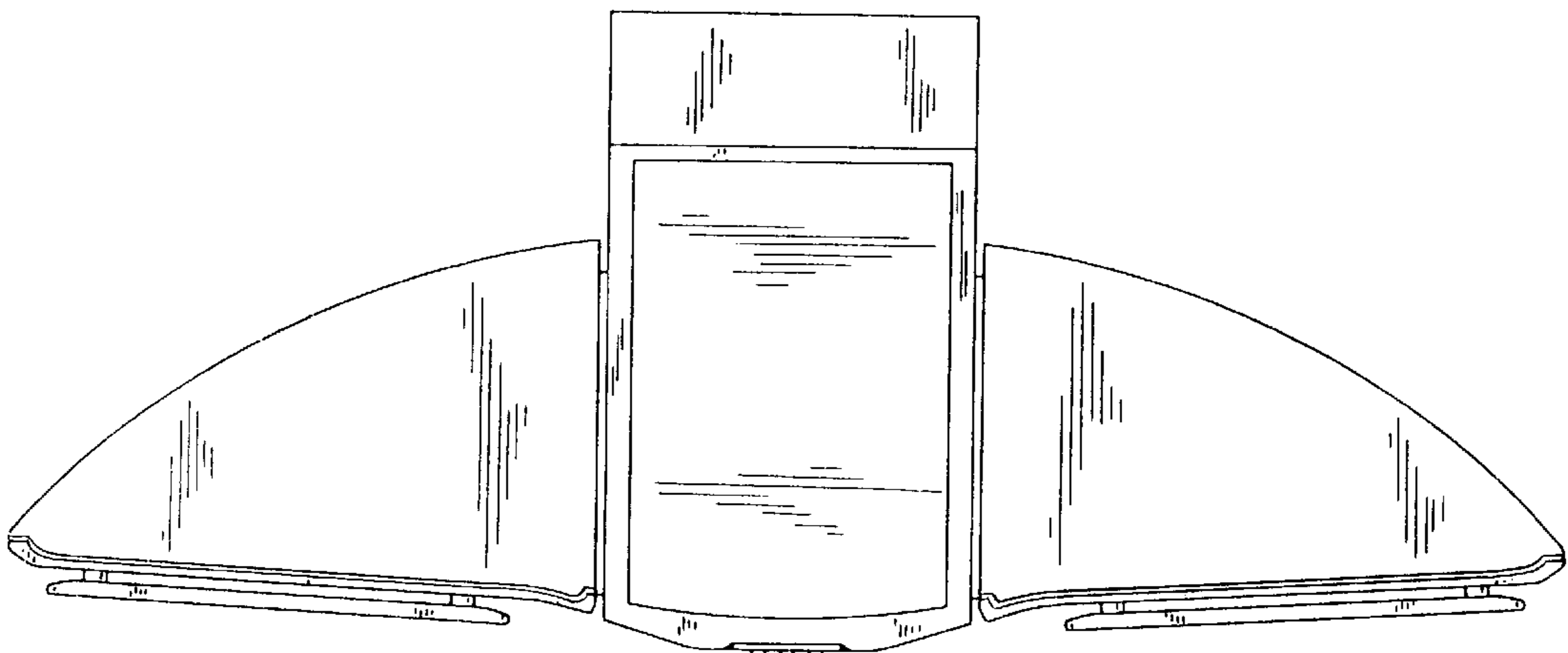


FIG. 4

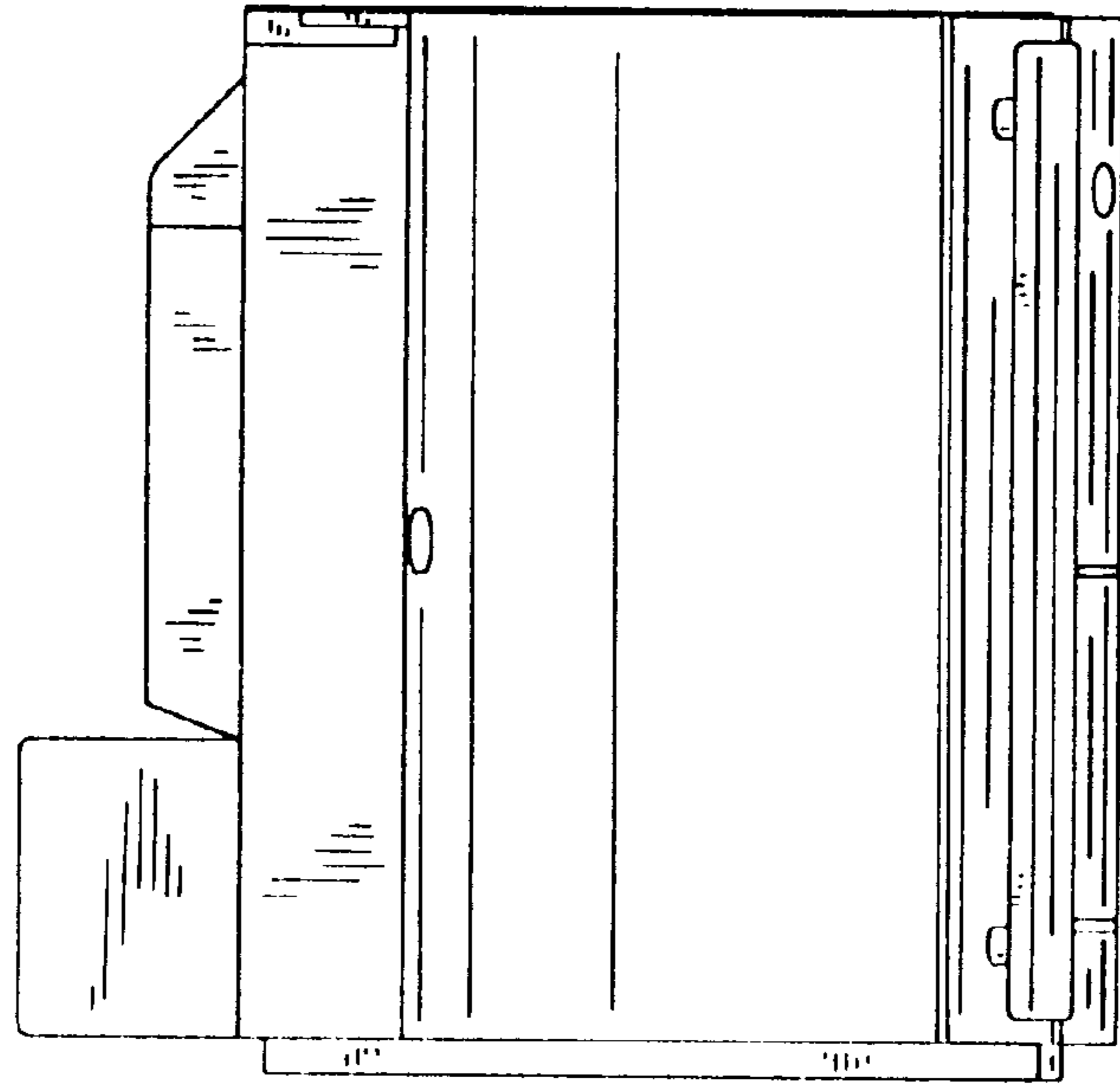


FIG. 5

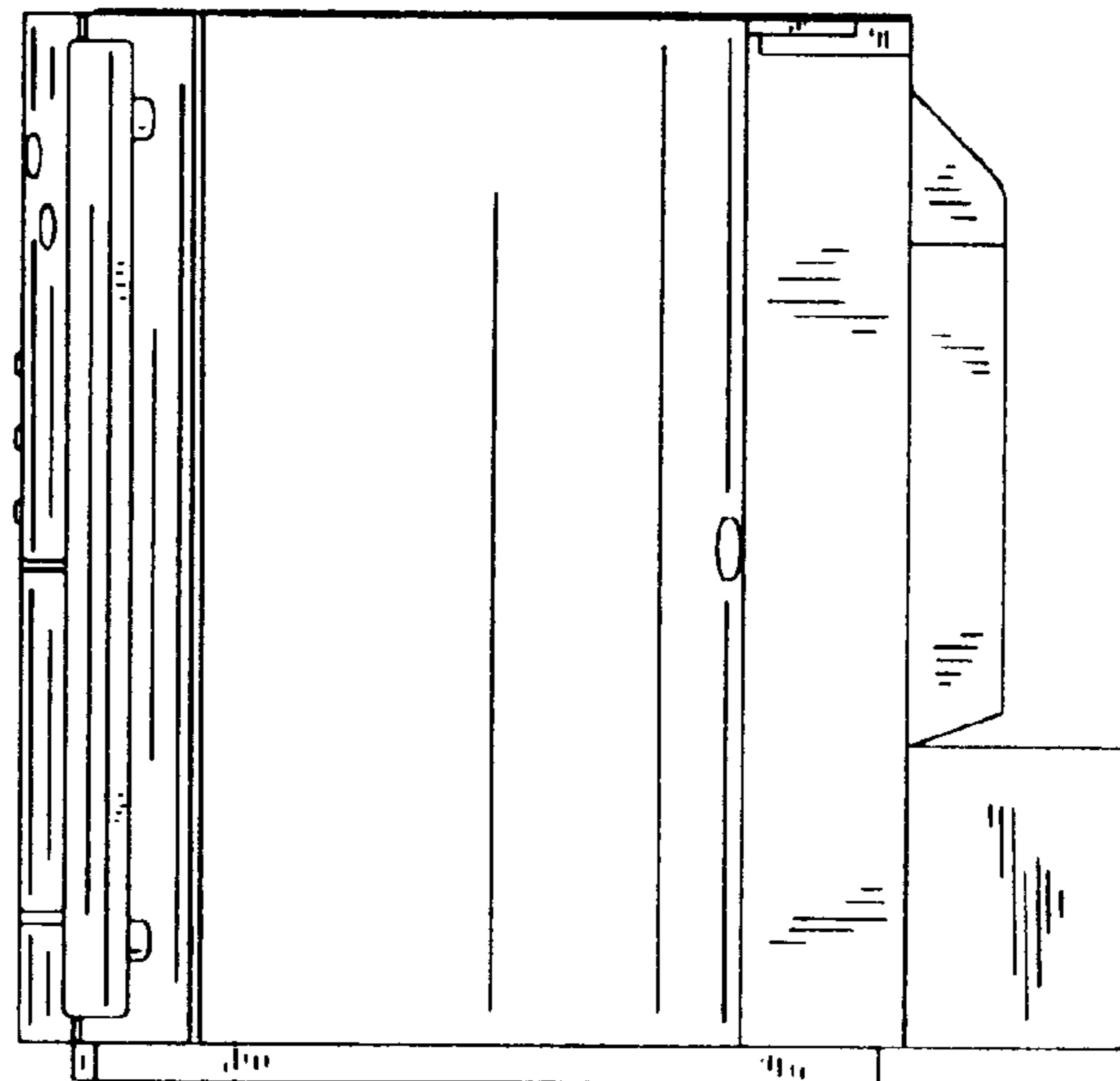


FIG. 6

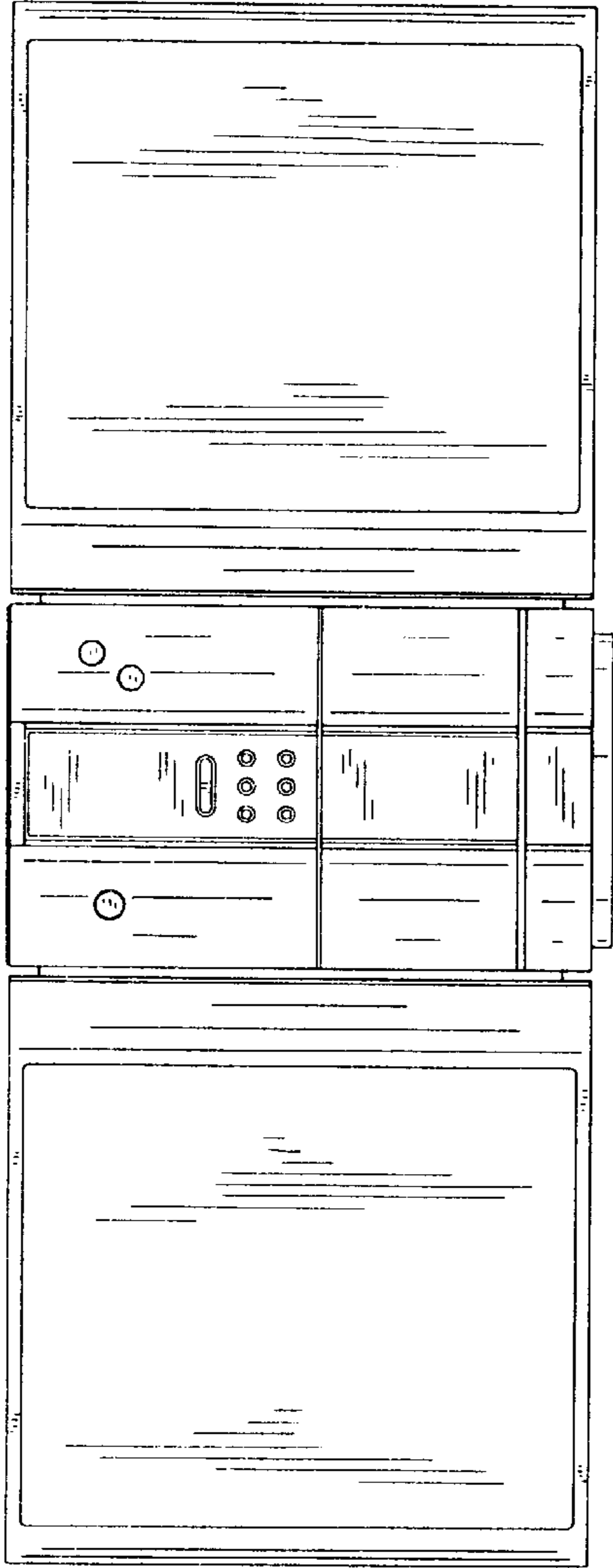


FIG. 7

