



US00D431546S

# United States Patent [19]

Ito et al.

[11] **Patent Number: Des. 431,546**

[45] **Date of Patent: \*\* Oct. 3, 2000**

[54] **DIGITAL AUDIO DISC RECORDER**

[75] Inventors: **Masafumi Ito; Hiroyuki Watanabe; Minoru Sube**, all of Musashino, Japan

[73] Assignee: **Teac Corporation**, Tokyo, Japan

[\*\*] Term: **14 Years**

[21] Appl. No.: **29/117,313**

[22] Filed: **Jan. 20, 2000**

### [30] Foreign Application Priority Data

Jul. 23, 1999 [JP] Japan ..... 11-19849

[51] **LOC (7) Cl.** ..... **14-01**

[52] **U.S. Cl.** ..... **D14/167; D14/156**

[58] **Field of Search** ..... D14/135-136, D14/156-157, 160-165, 167-168, 188, 197-198, 257-260; 369/77.1, 77.2, 75.1, 75.2

### [56] References Cited

#### U.S. PATENT DOCUMENTS

D. 380,756 7/1997 Ohba ..... D14/168

D. 391,957 3/1998 Ito et al. .... D14/160 X  
D. 412,905 8/1999 Miyazaki et al. .... D14/168 X  
5,172,360 12/1992 Decoster ..... 369/75.2  
5,177,730 1/1993 Utsugi ..... 369/75.1

*Primary Examiner*—Nanda Bondade  
*Attorney, Agent, or Firm*—Ladas & Parry

### [57] CLAIM

The ornamental design for a digital audio disc recorder, as shown and described.

### DESCRIPTION

FIG. 1 is a perspective view of a digital audio disc recorder showing our new design;  
FIG. 2 is a front view thereof;  
FIG. 3 is a rear view thereof;  
FIG. 4 is a right side view thereof;  
FIG. 5 is a left side view thereof;  
FIG. 6 is a top view thereof; and,  
FIG. 7 is a bottom view thereof.

**1 Claim, 3 Drawing Sheets**

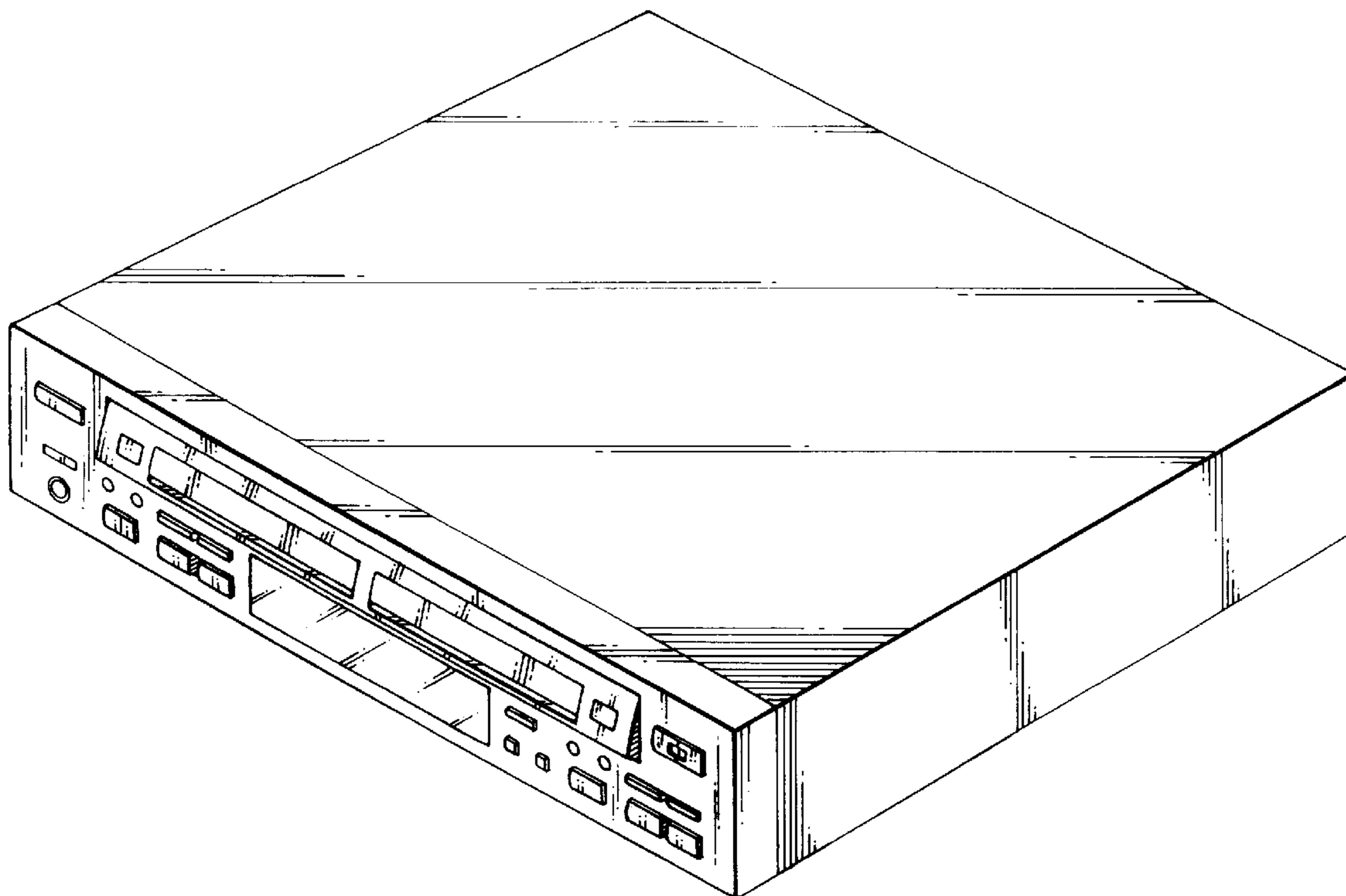


FIG. 1

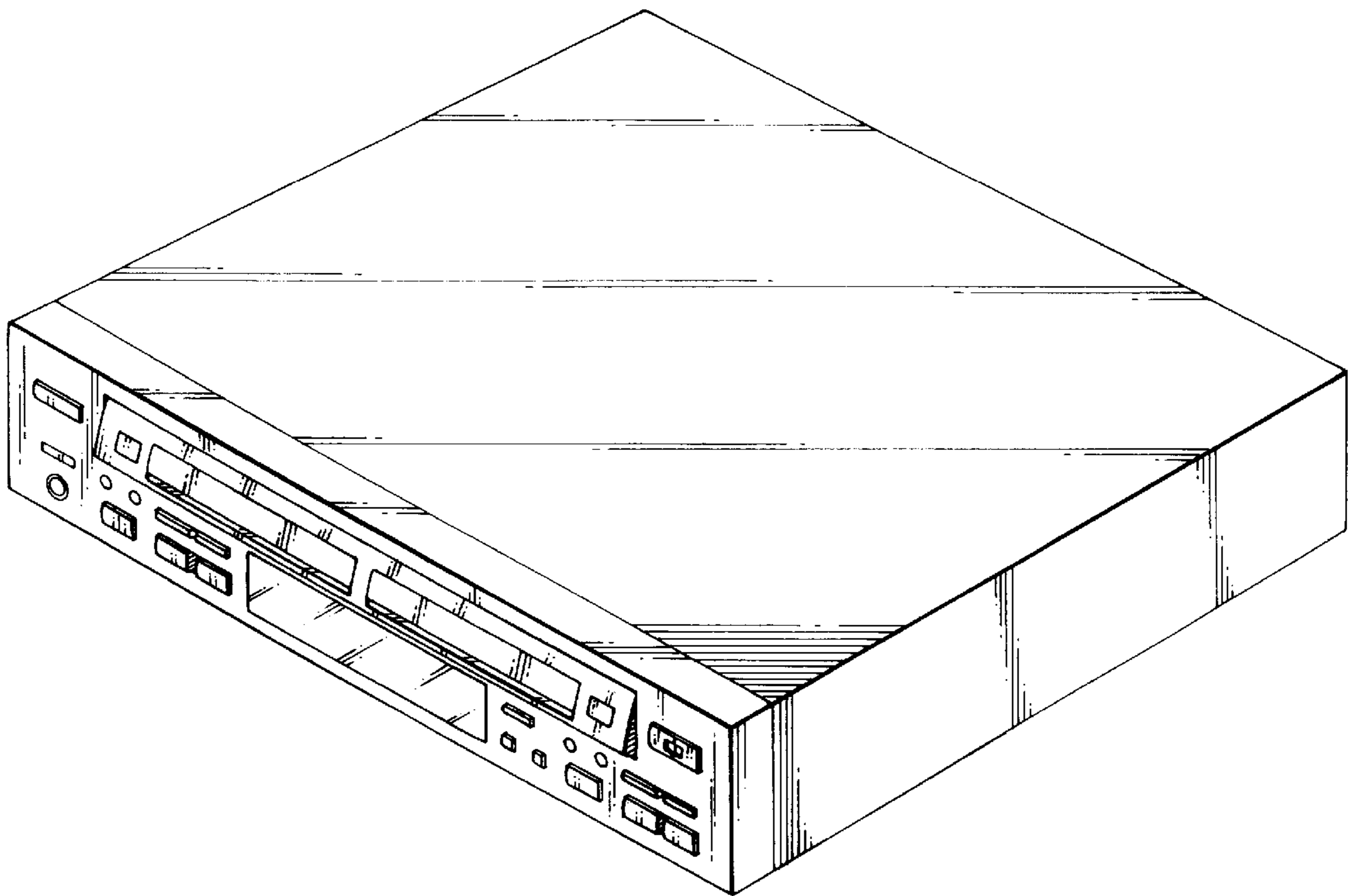


FIG. 2

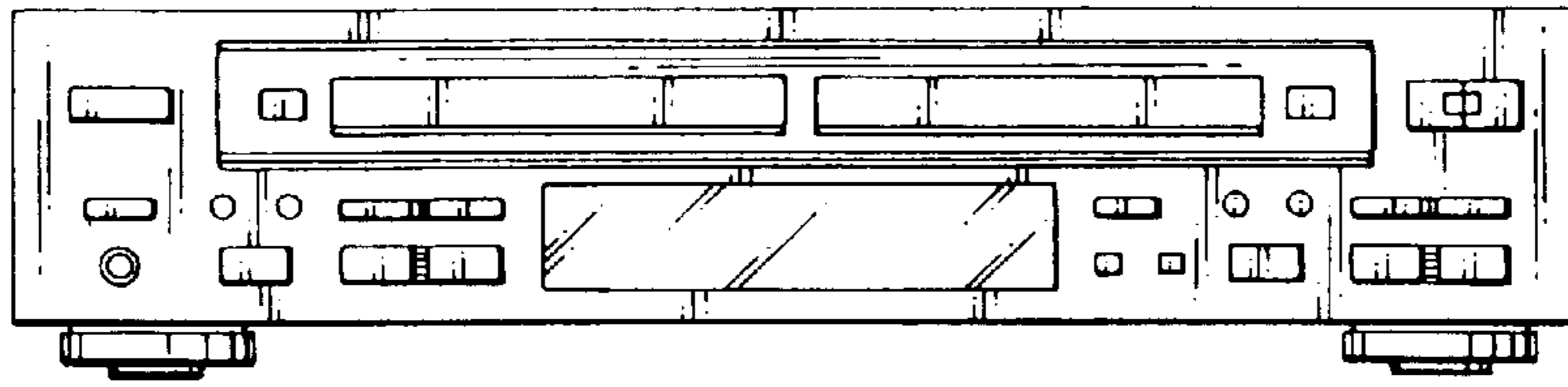


FIG. 3

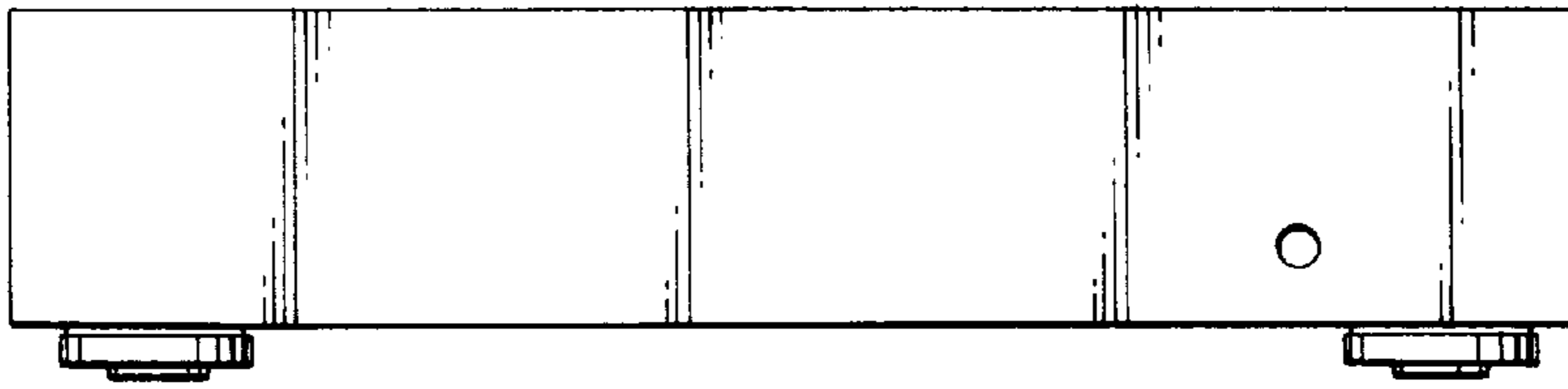


FIG. 4

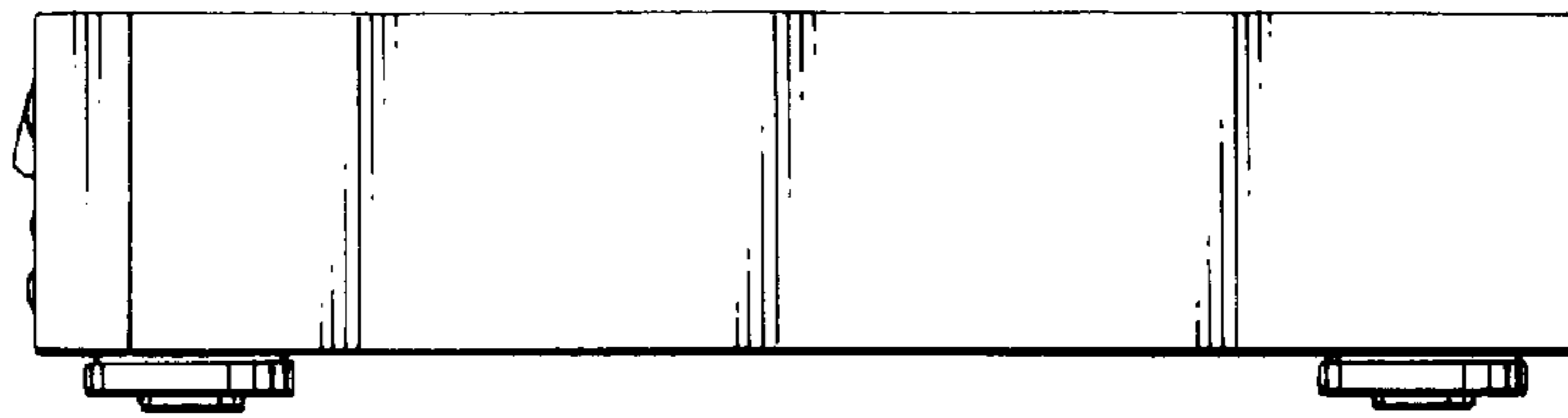


FIG. 5

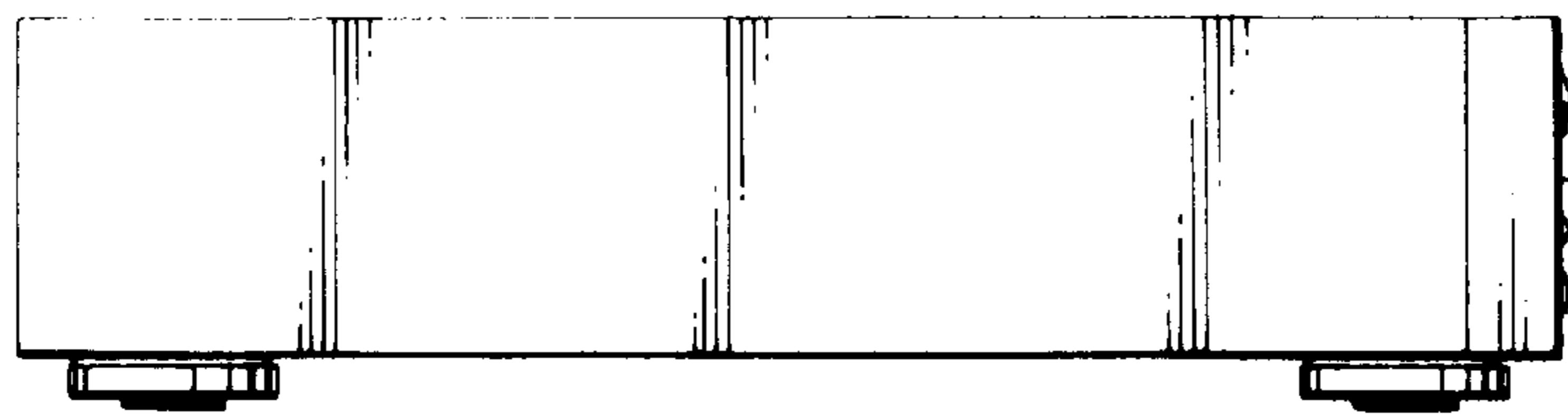


FIG. 6




FIG. 7

