



US00D431521S

# United States Patent [19]

Howard et al.

[11] Patent Number: **Des. 431,521**

[45] Date of Patent: **\*\* Oct. 3, 2000**

[54] **PERSONAL WATERCRAFT**

5,460,551 10/1995 Beres .

[76] Inventors: **Harry Howard**, 1926 S. Glenstone, #214, Springfield, Mo. 65804; **Tara Ann Howard**, 8805 Ampezo Trail, Austin, Tex. 78745

### OTHER PUBLICATIONS

Bob Stuart, "Stability and Other Factors in the Design of Displacement Boats," *Human Power*, vol. 13, No. 3, Summer/Fall 1998, pp. 3-5.

[\*\*] Term: **14 Years**

Bob Stuart, "My HPV . . . is an HPB," *Human Power*, vol. 13, No. 3, Summer/Fall 1998, pp. 10-12.

[21] Appl. No.: **29/112,292**

*Primary Examiner*—Kay H. Chin  
*Attorney, Agent, or Firm*—Alvin R. Wirthlin; Akin, Gump, Strauss, Hauer & Feld, L.L.P.

[22] Filed: **Oct. 13, 1999**

[51] **LOC (7) Cl.** ..... **12-06**

[52] **U.S. Cl.** ..... **D12/300; D12/306; D12/302**

[58] **Field of Search** ..... D12/300-318;  
114/61.1, 288, 290, 355, 357, 56, 347,  
351; 440/30, 21

### [57] CLAIM

The ornamental design for a personal watercraft, as shown and described.

### [56] References Cited

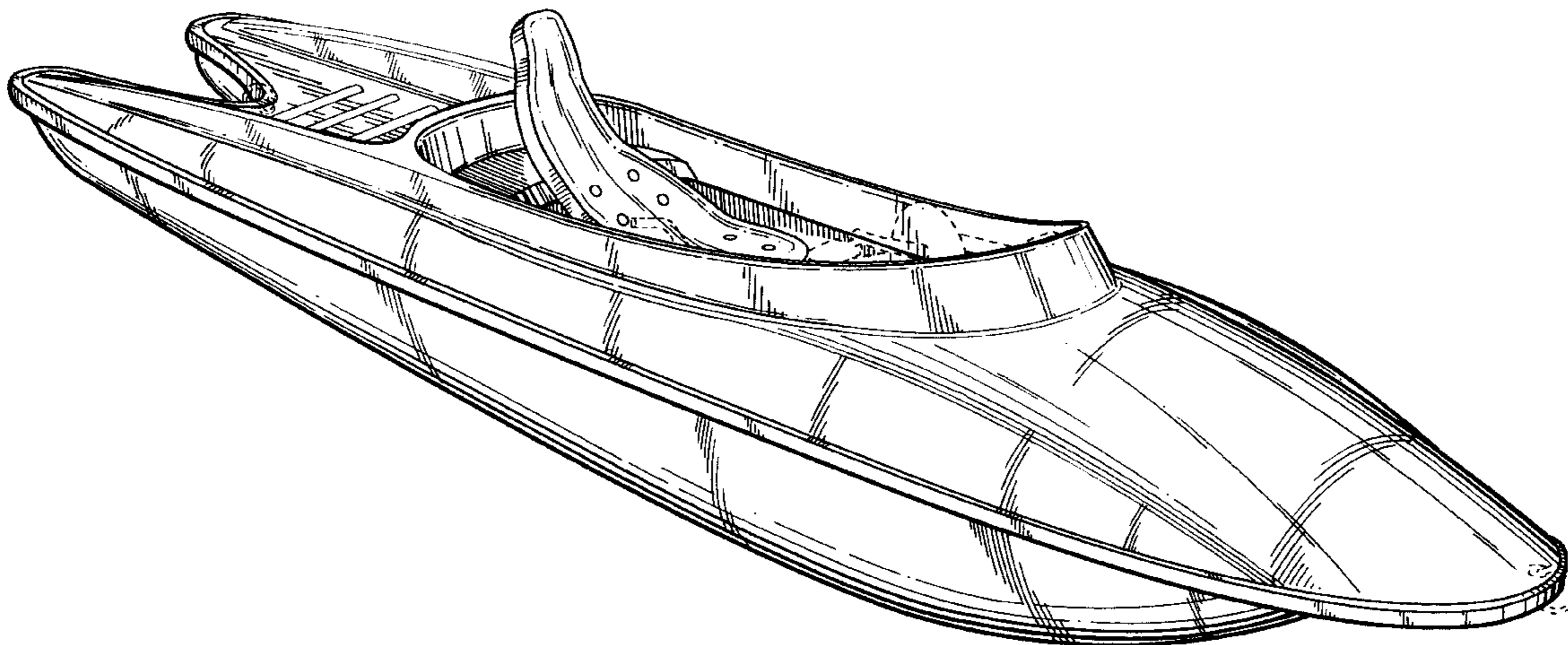
#### U.S. PATENT DOCUMENTS

D. 326,840	6/1992	Bullock .	
D. 375,930	11/1996	Howard .....	D12/306
D. 399,814	10/1998	Toro et al. ....	D12/306
2,735,392	2/1956	Cox .	
2,945,466	7/1960	Shelton .	
3,257,987	6/1966	Liard .	
3,910,214	10/1975	Holter .	
4,746,312	5/1988	Matos Teodosio et al. .	
4,795,381	1/1989	Willems .	
5,042,416	8/1991	Arcouette .	

### DESCRIPTION

FIG. 1 is a front and top perspective view of a personal watercraft showing our new design; FIG. 2 is a top plan view thereof; FIG. 3 is a bottom plan view thereof; FIG. 4 is a side elevational view thereof, the opposite side view being a mirror image of that shown; FIG. 5 is a front elevational view thereof; and, FIG. 6 is a rear elevational view thereof. The items shown in dashed line are not part of the claimed invention.

**1 Claim, 4 Drawing Sheets**



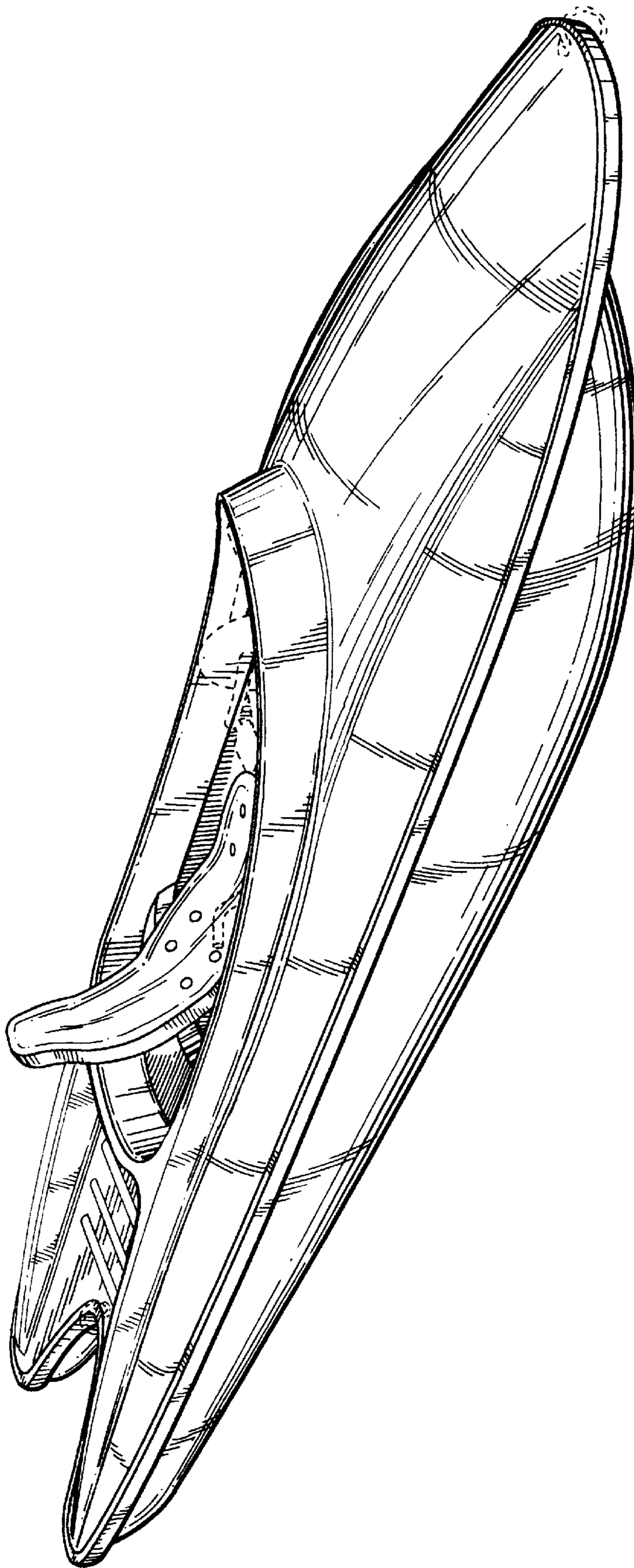


FIG. 1

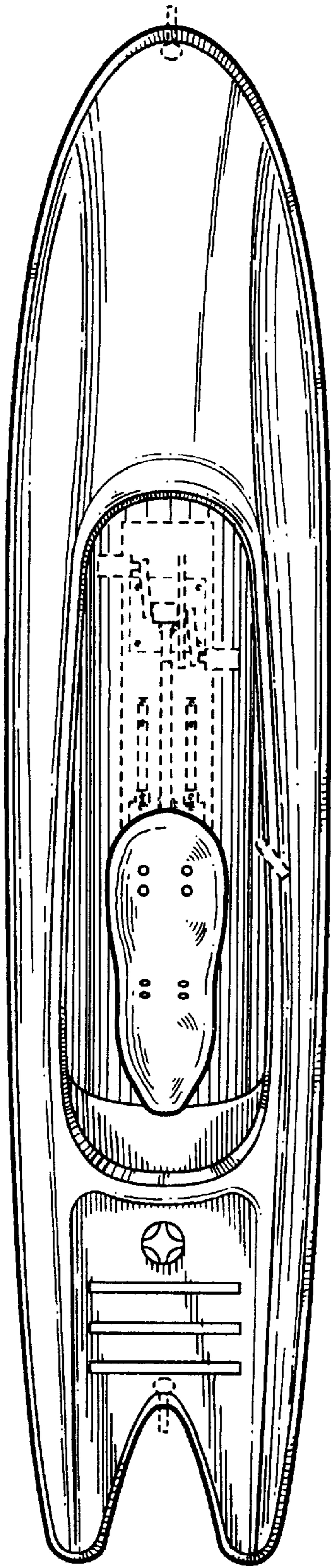


FIG. 2

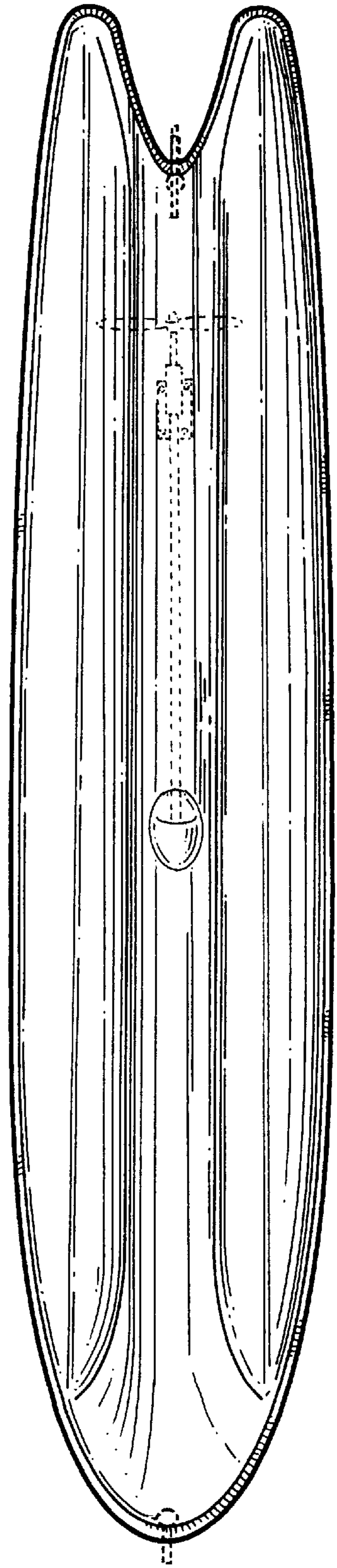


FIG. 3

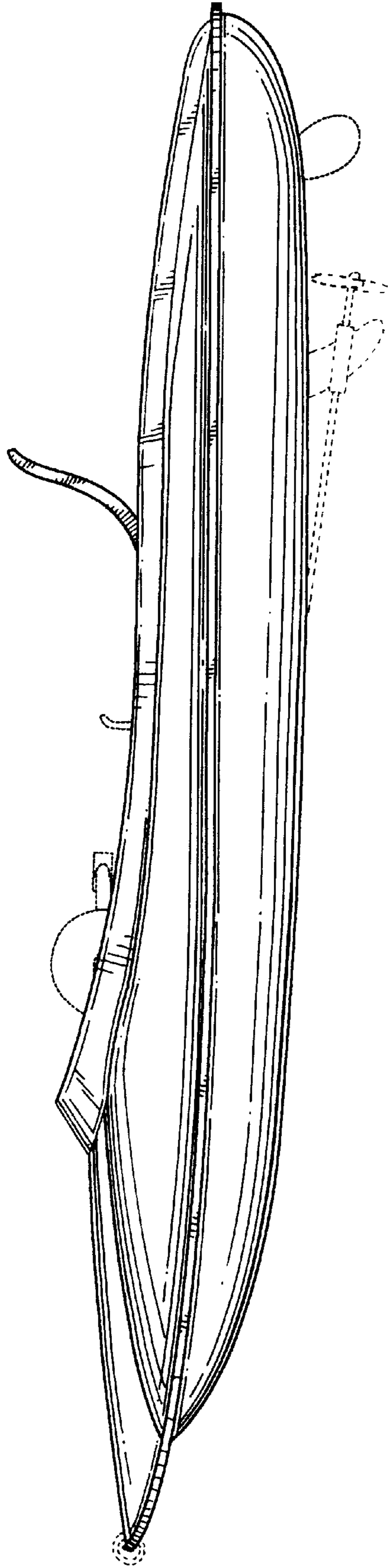


Fig. 4

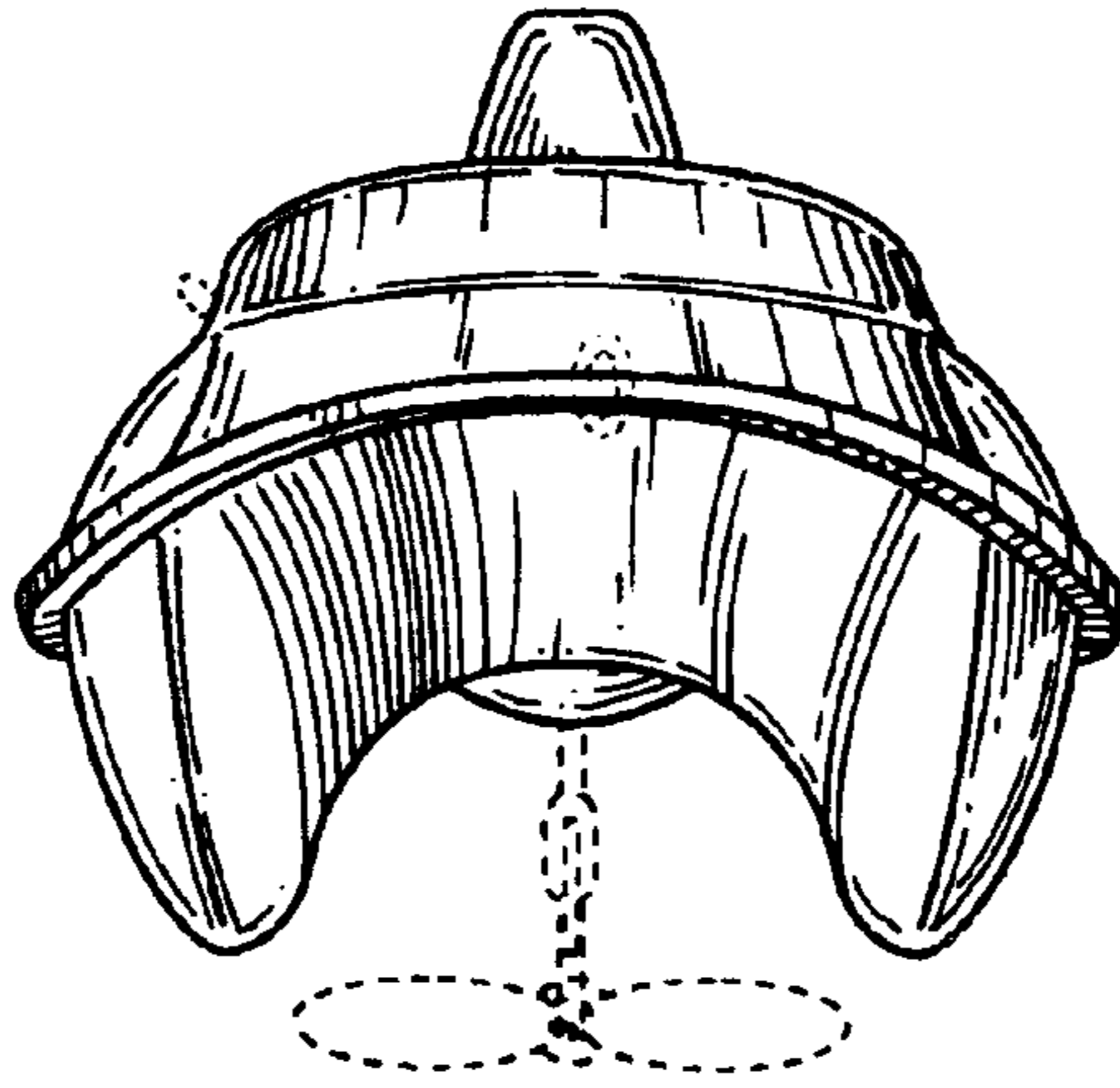


Fig. 5

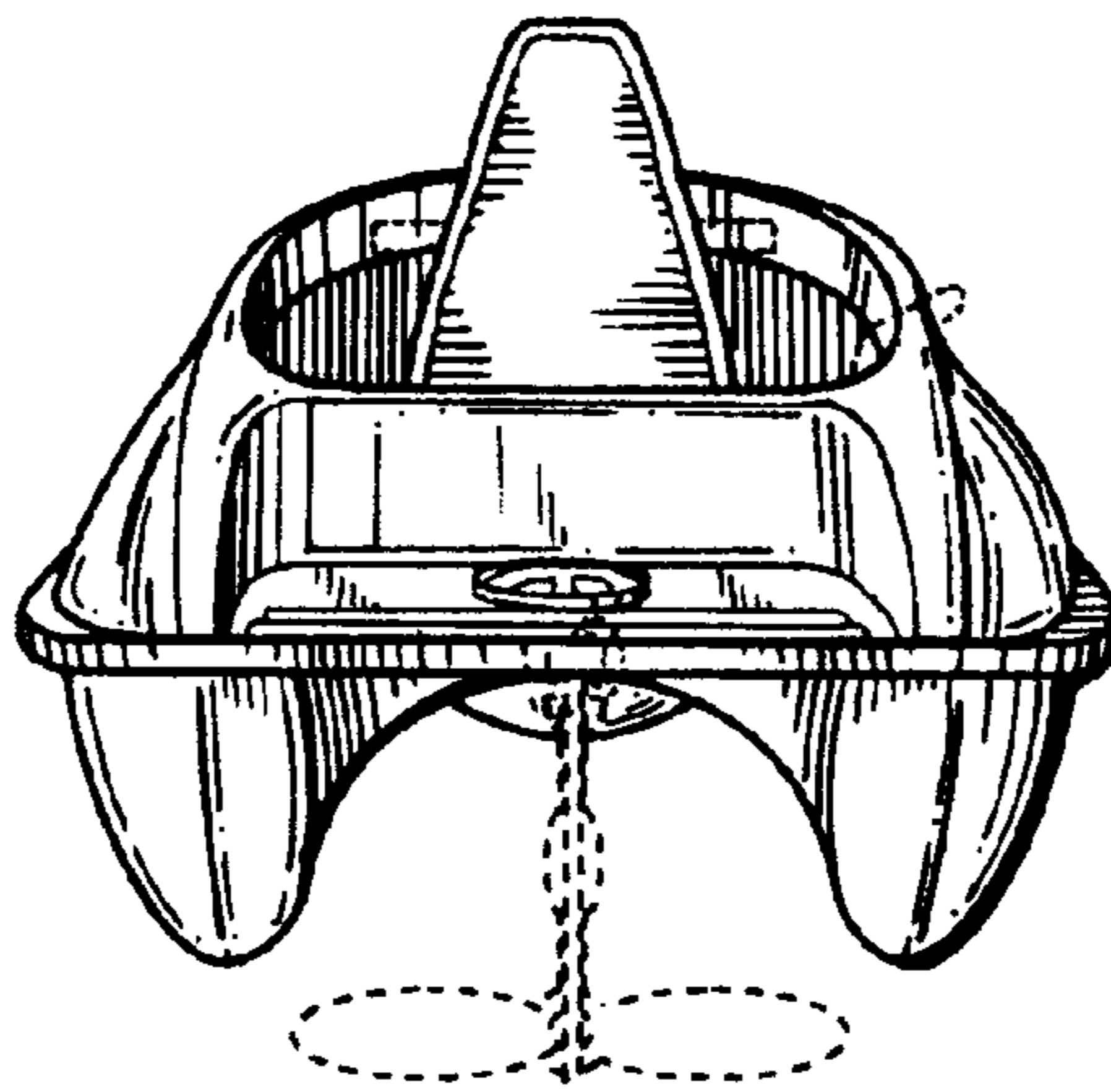


Fig. 6