



US00D431520S

United States Patent [19]

Breesch et al.

[11] Patent Number: Des. 431,520

[45] Date of Patent: ** Oct. 3, 2000

[54] WIPER ARM

[75] Inventors: **Frans Breesch**, Borgloon; **Joris Grammens**, Linter; **Peter De Block**, Halen, all of Belgium

[73] Assignee: **Robert Bosch GmbH**, Stuttgart, Germany

[**] Term: **14 Years**

[21] Appl. No.: **29/105,139**

[22] Filed: **May 19, 1999**

[30] Foreign Application Priority Data

Nov. 19, 1998 [DE] Germany 498 11 393

[51] LOC (7) Cl. **12-06**

[52] U.S. Cl. **D12/219**

[58] Field of Search D12/219, 220, D12/400; 15/250.31-250.33, 250.351-250.361, 250.201, 250.453, 250.25, 250.44, 250.04

[56] References Cited

U.S. PATENT DOCUMENTS

- D. 152,340 1/1949 Krohm D12/220
- D. 297,224 8/1988 Kock D12/220
- D. 345,537 3/1994 Bianco et al. D12/220

- D. 345,538 3/1994 Bianco et al. D12/220
- 3,061,865 11/1962 Krohm 15/250.23
- 3,131,412 5/1964 McClain et al. 15/250.351
- 3,344,458 10/1967 Deibel et al. 15/250.351
- 3,480,985 12/1969 Forster 15/250.361
- 3,480,986 12/1969 Forster 15/250.361
- 4,133,071 1/1979 Jaske 15/250.04
- 4,477,940 10/1984 Will 15/250.351
- 5,724,699 3/1998 Bexten 15/250.04
- 5,862,567 1/1999 Kim 15/250.201

Primary Examiner—Stacia Cadmus
Attorney, Agent, or Firm—Michael J. Striker

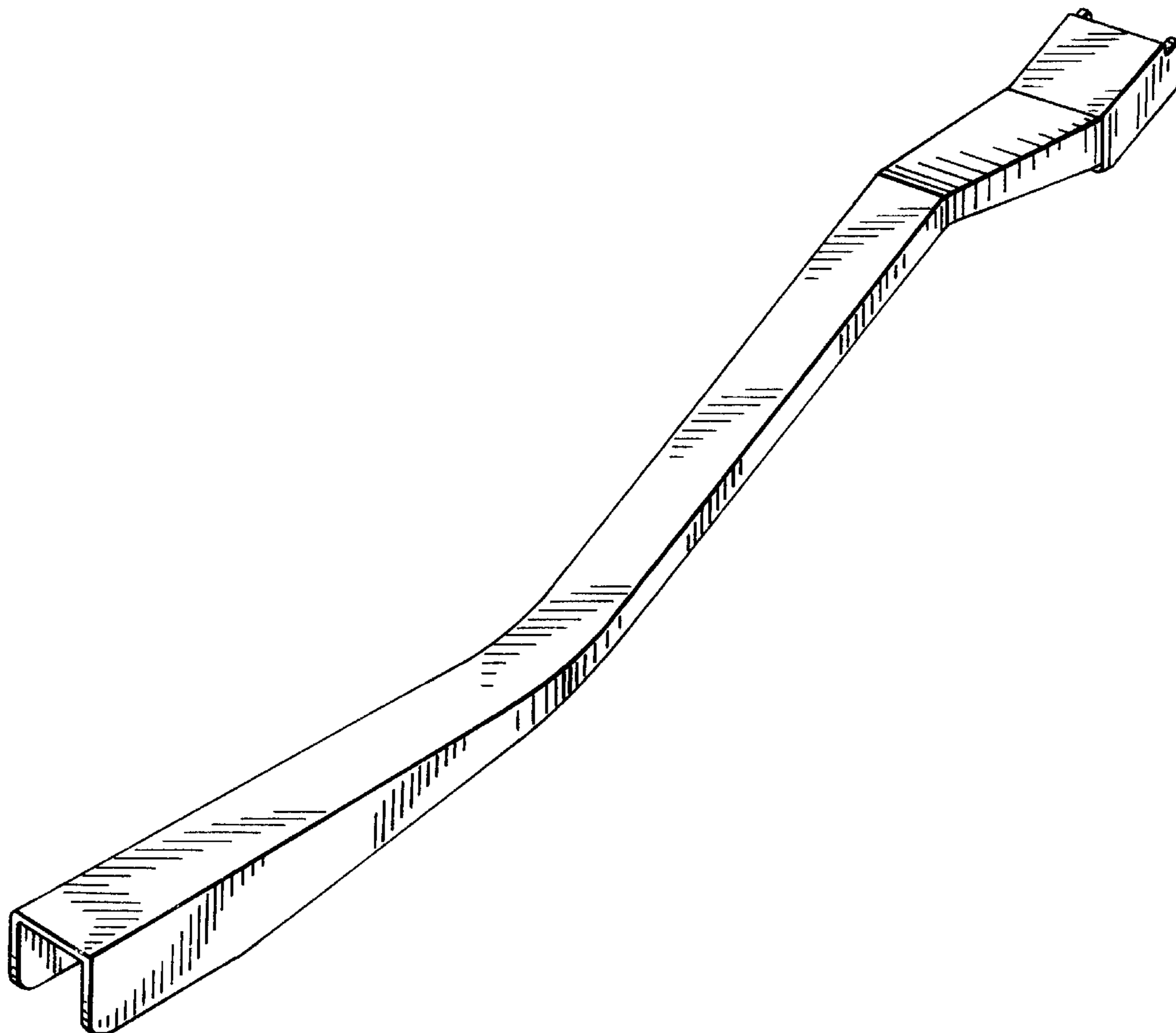
[57] CLAIM

The ornamental design for a wiper arm, as shown and described.

DESCRIPTION

FIG. 1 is a perspective view of a wiper arm showing our new design;
 FIG. 2 is a top view thereof;
 FIG. 3 is a bottom view thereof;
 FIG. 4 is a side view thereof;
 FIG. 5 is an opposite side view thereof;
 FIG. 6 is an enlarged detail of the wiper arm; and,
 FIG. 7 is the opposite view of the enlarged detail of the wiper arm.

1 Claim, 6 Drawing Sheets



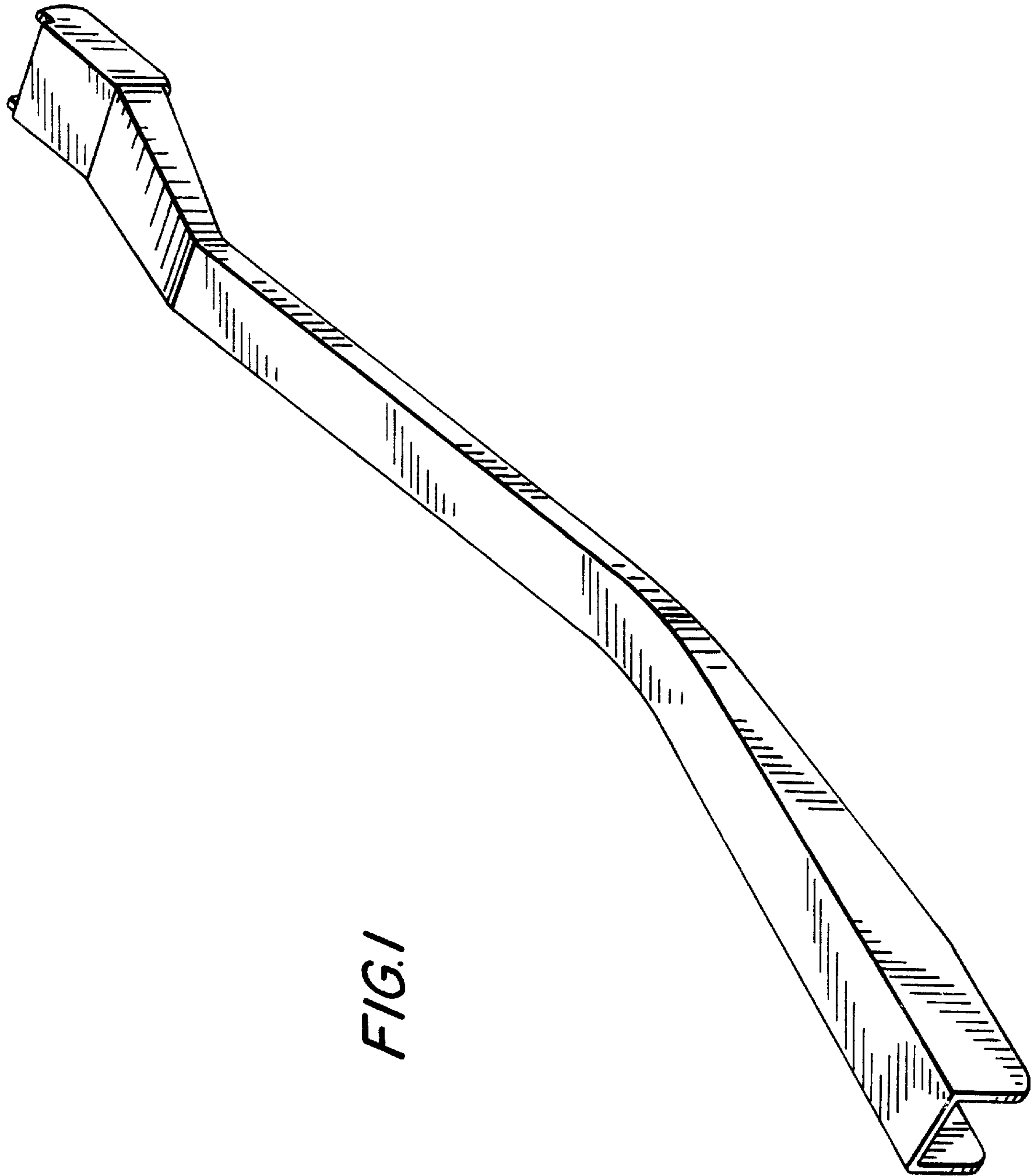


FIG. 1

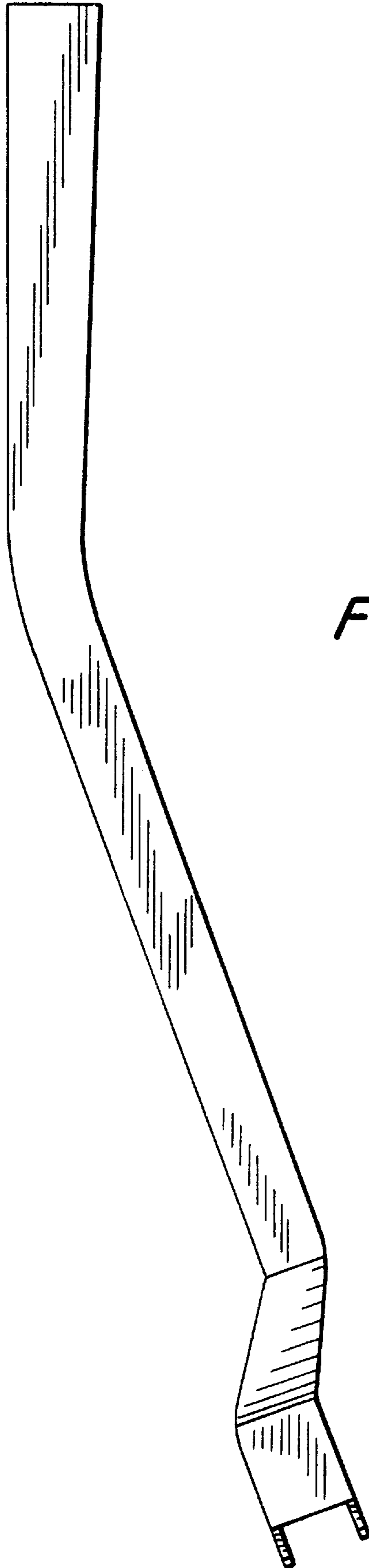


FIG. 2

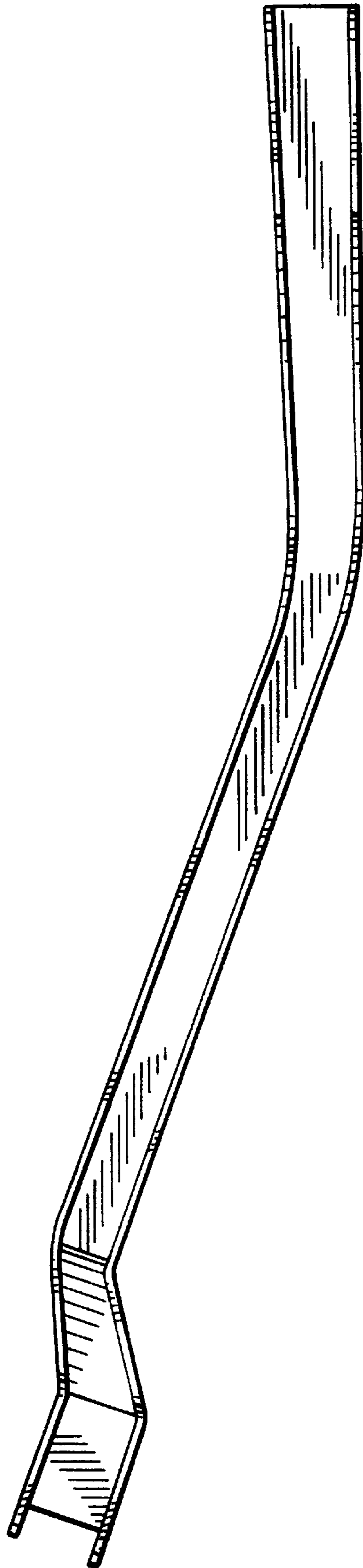
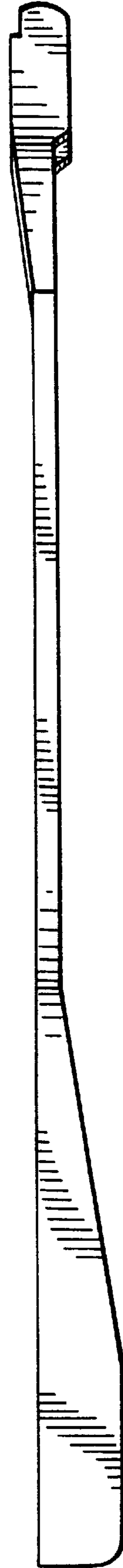


FIG. 3

FIG. 4



FIG. 5



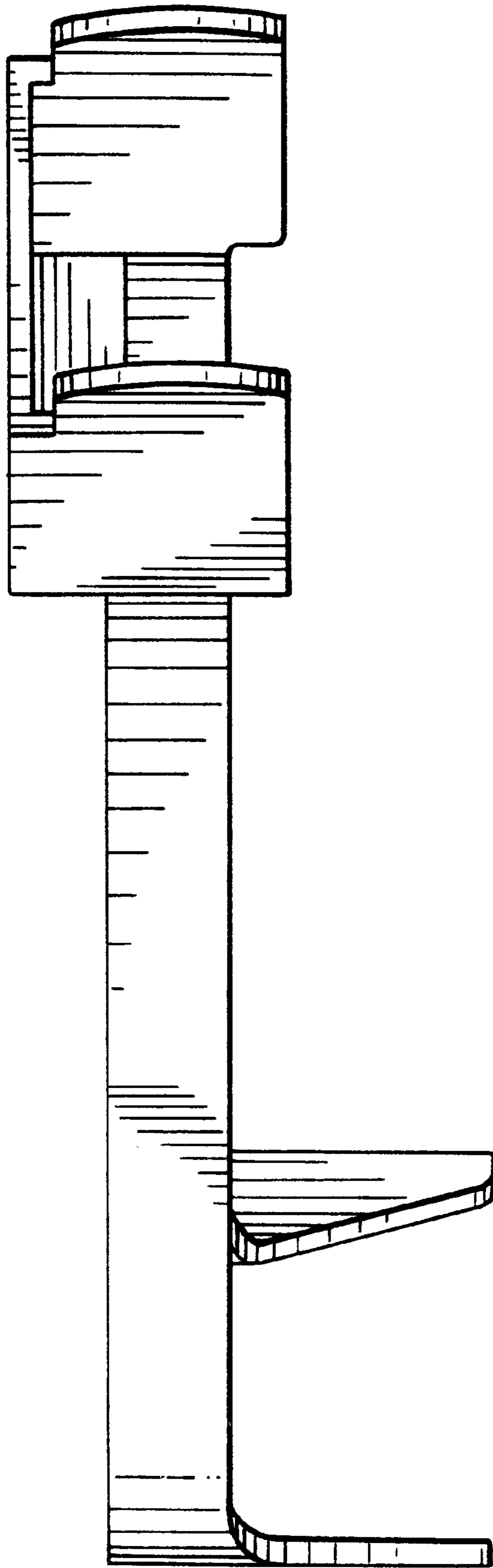


FIG. 6

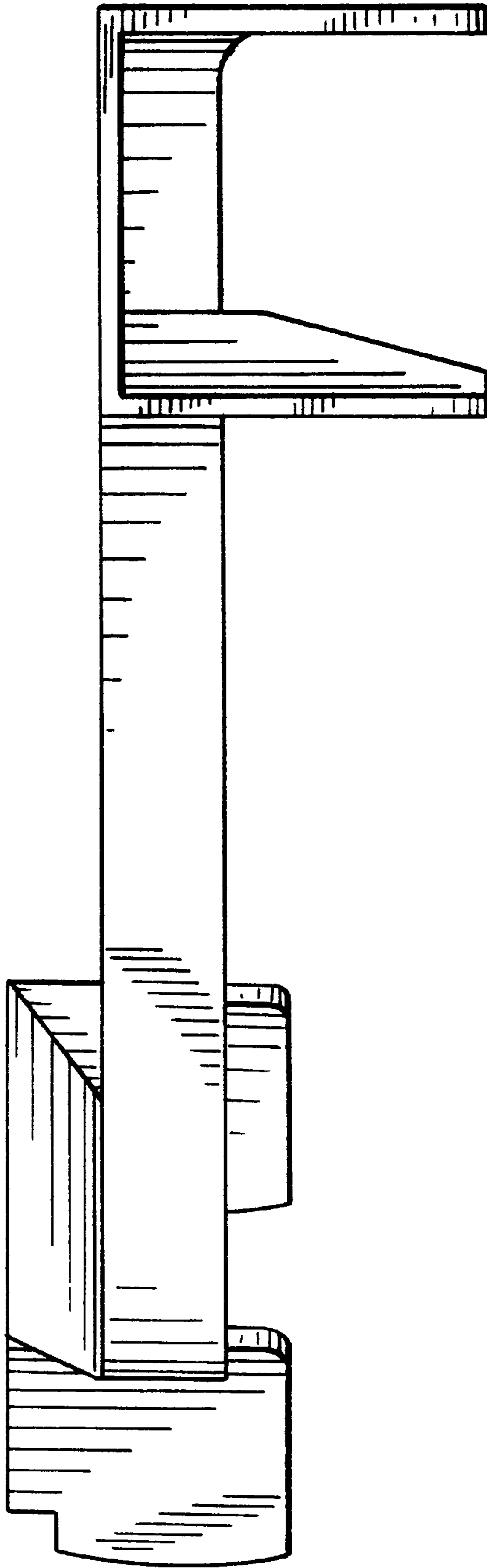


FIG. 7