



US00D431516S

United States Patent [19]

[11] **Patent Number: Des. 431,516**

Kaucher

[45] **Date of Patent: ** Oct. 3, 2000**

[54] **WHEEL**

[75] Inventor: **Keith Martin Kaucher**, Santa Monica, Calif.

[73] Assignee: **Ultra Wheel Co.**, Buena Park, Calif.

[**] Term: **14 Years**

[21] Appl. No.: **29/119,229**

[22] Filed: **Feb. 25, 2000**

[51] **LOC (7) Cl.** **12-16**

[52] **U.S. Cl.** **D12/209**

[58] **Field of Search** D12/204-211;
301/37.1, 64.1, 65

- D. 408,345 4/1999 Cullen D12/209
- D. 412,692 8/1999 Hussaini D12/209
- D. 414,738 10/1999 Escue D12/209
- D. 418,794 1/2000 Chung D12/209
- D. 421,417 3/2000 Weidhase D12/209
- D. 422,258 4/2000 Hale, Jr. D12/211

Primary Examiner—Stacia Cadmus
Attorney, Agent, or Firm—Pretty, Schroeder & Poplawski, P.C.

[57] CLAIM

The ornamental design for a wheel, as shown and described.

DESCRIPTION

FIG. 1 is a perspective view of a wheel showing my new design;

FIG. 2 is a reduced front elevational view thereof; and,

FIG. 3 is a cross-sectional view thereof taken along the line 3—3 in FIG. 2.

The broken line disclosure in FIGS. 1-3 is for illustrative purposes only and forms no part of the claimed design.

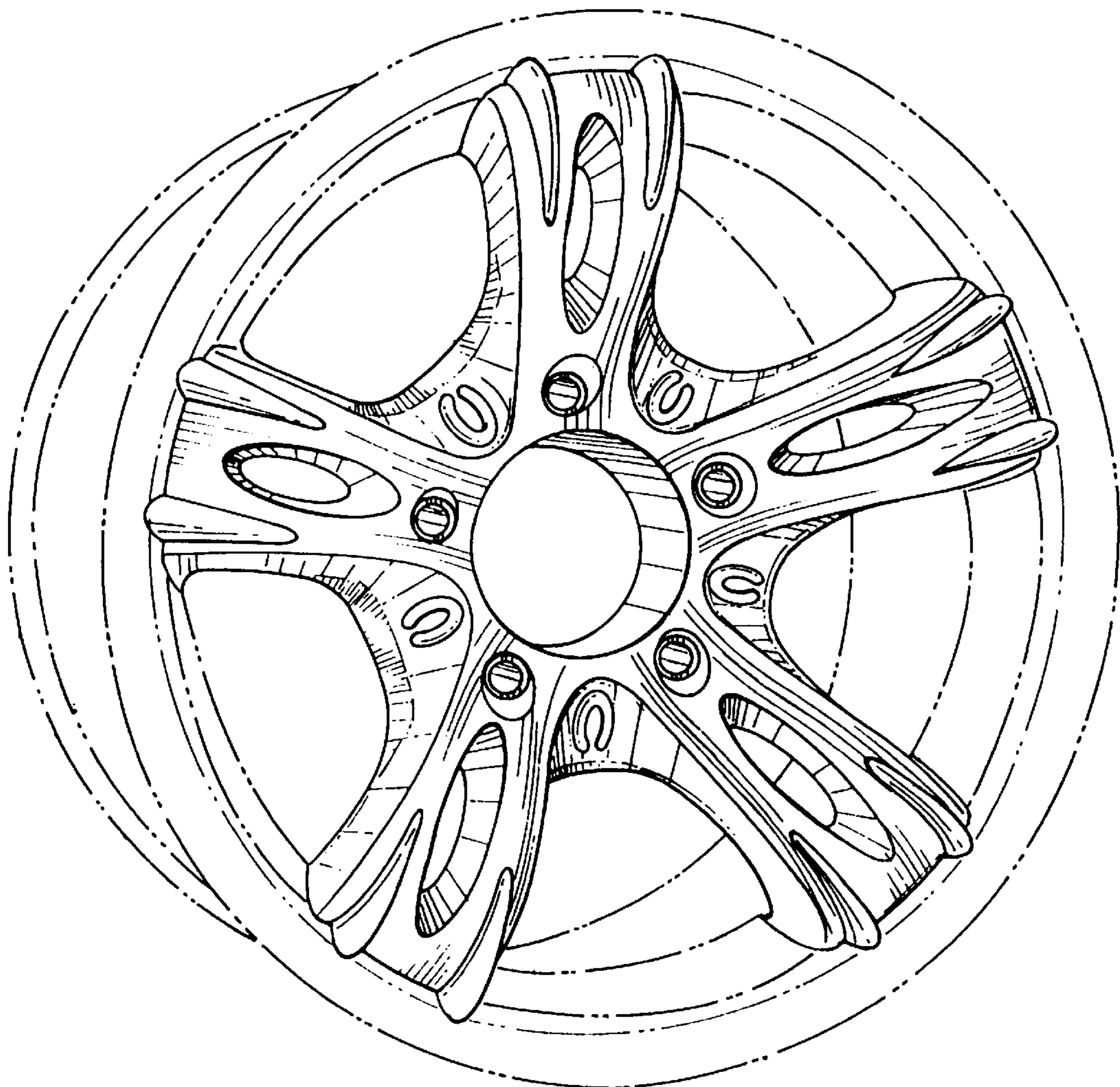
The rear of the wheel forms no part of the claimed design.

[56] References Cited

U.S. PATENT DOCUMENTS

- D. 361,547 8/1995 Weld D12/211
- D. 379,612 6/1997 Honarkhah D12/209
- D. 403,289 12/1998 Watanabe D12/209
- D. 407,052 3/1999 Kelley D12/209
- D. 407,364 3/1999 Fisker D12/209

1 Claim, 3 Drawing Sheets



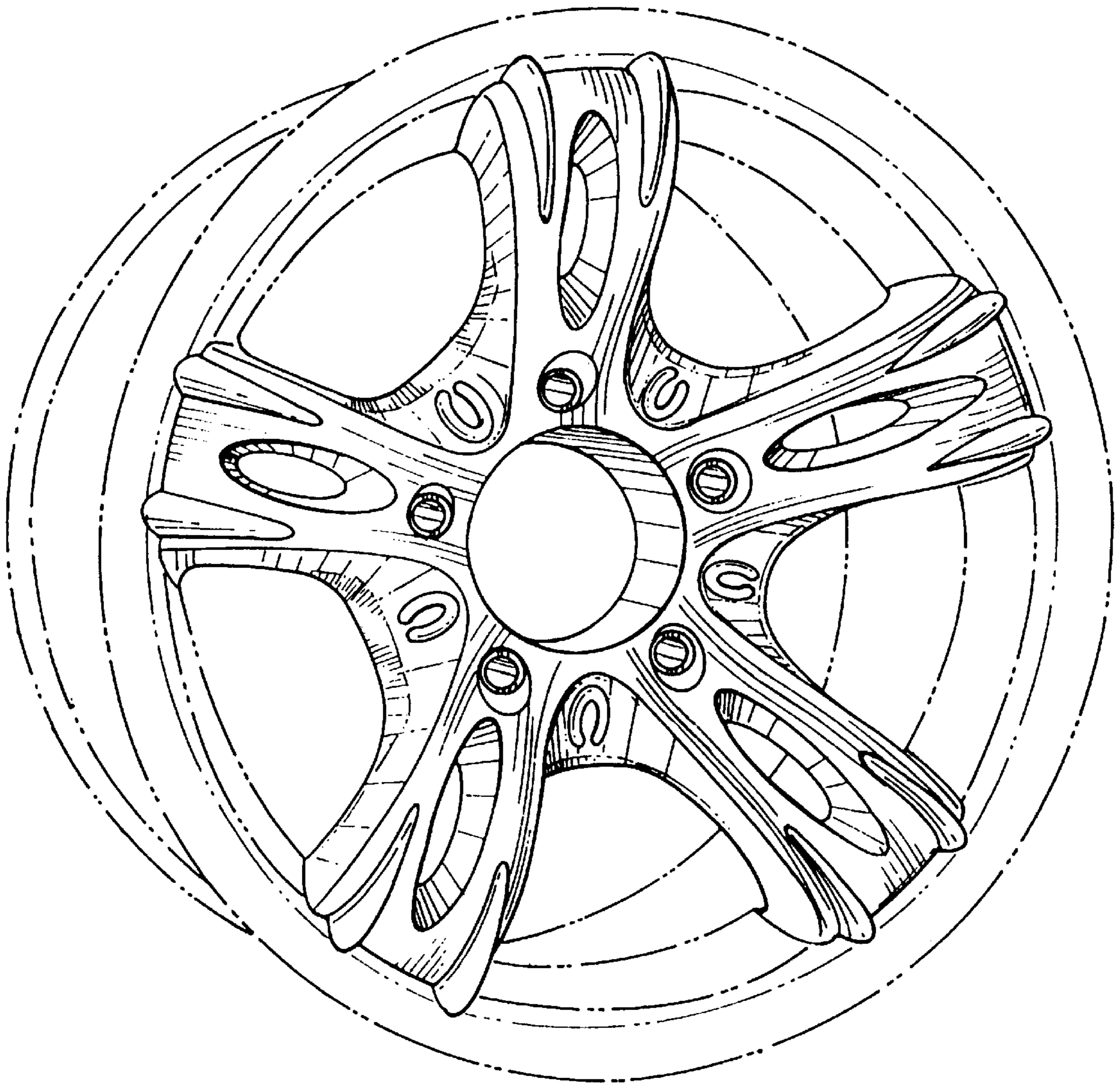
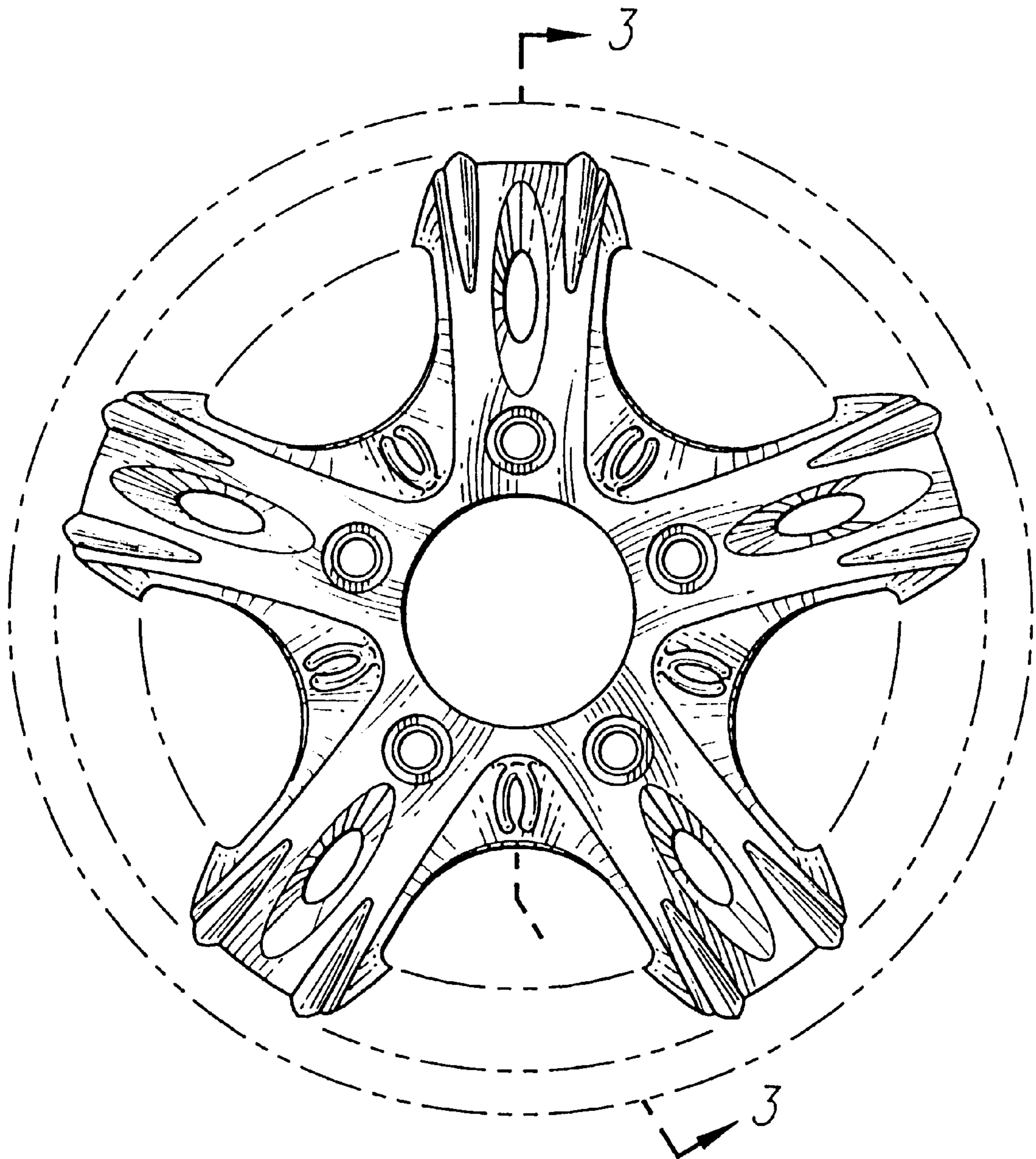


FIG. 1

FIG. 2



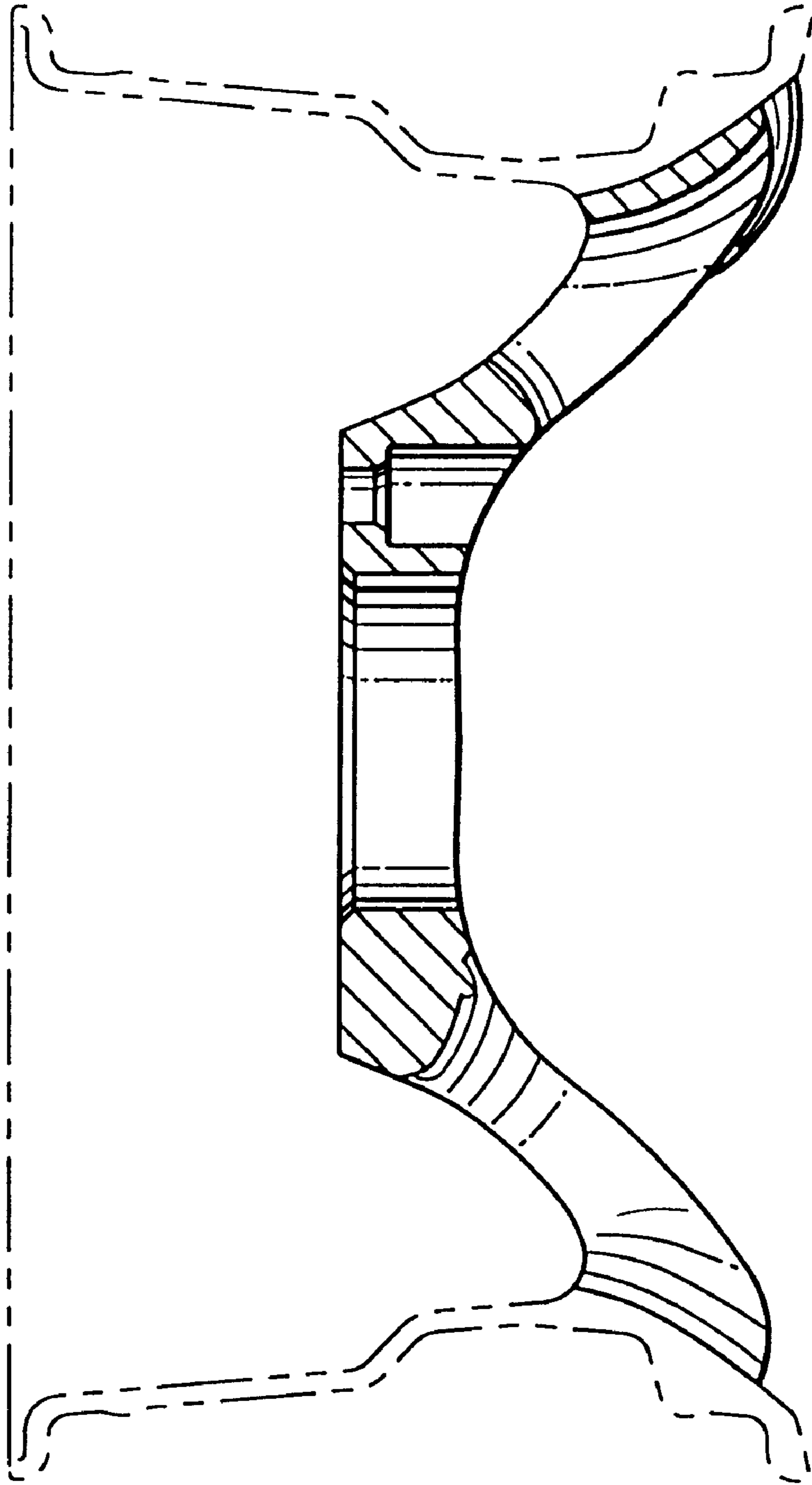


FIG. 3