



US00D431512S

United States Patent [19] Pink

[11] **Patent Number: Des. 431,512**

[45] **Date of Patent: ** Oct. 3, 2000**

[54] **GAS CAP**

[75] Inventor: **Anthony N. Pink**, Prior Lake, Minn.

[73] Assignee: **Excelsior-Henderson Motorcycle Manufacturing Company**, Belle Plaine, Minn.

[**] Term: **14 Years**

[21] Appl. No.: **29/107,301**

[22] Filed: **Jun. 30, 1999**

[51] **LOC (7) Cl.** **12-16**

[52] **U.S. Cl.** **D12/197**

[58] **Field of Search** D7/398, 598, 619;
D9/314, 439, 451, 454; D12/197, 400;
D15/5; D24/194, 196; 220/86.1, 86.2, 86.3,
DIG. 5, DIG. 12, DIG. 33; D8/107, 310,
312

[56] **References Cited**

U.S. PATENT DOCUMENTS

D. 209,451	12/1967	Bates	D8/310
D. 250,467	12/1978	O'Banion	D12/197
D. 250,468	12/1978	O'Banion	D12/197
D. 272,764	2/1984	Dohogne	D24/194
D. 291,053	7/1987	Decursu	D8/310
D. 331,064	11/1992	Wilson et al.	D8/312
D. 334,332	3/1993	Massey	D8/107
D. 372,658	8/1996	Decursu et al.	D8/312
D. 394,237	5/1998	Mancini, III	D12/197
D. 397,076	8/1998	Seibert et al.	D12/197
2,313,266	3/1943	Roberts	220/86.3
4,347,758	9/1982	Geil et al.	D8/312 X
4,699,189	10/1987	Murray	220/DIG. 33
4,957,266	9/1990	Ellis	220/DIG. 33
5,096,154	3/1992	Ellis	220/DIG. 33

OTHER PUBLICATIONS

Screw-In Gas Cap, Drag Specialties Catalog, 1987, p. 171.
Chrome Fuel Tank Filler Cap, Harley-Davidson Accessories '89 Catalog, p. 37.

"Bandit" Stainless Steel Gas Cap, (p. 703) & Custom Aluminum Gas Cap Cover DS-390121, Drag Specialties Catalog, 1995.

Chrome Fuel Tank Filler Cap, 1996 Harley-Davidson Genuine Motor Accessories and Genuine Motor Parts Catalog, p. 154.

Dashboards—David Holland Product Brochure, Phaidon, 6 (1999).

"1999 Genuine Motor Accessories & Genuine Motor Parts", *Harley-Davidson Product Brochure*, 2, (1999).

"Gas Caps", *1999 V-Twin Manufacturing*, Product Brochure, 680-681, (1999).

Primary Examiner—Robert M. Spear
Attorney, Agent, or Firm—Schwegman, Lundberg, Woessner & Kluth, P.A.

[57] **CLAIM**

The ornamental design for a gas cap, as shown and described.

DESCRIPTION

FIG. 1 a top perspective view of a gas cap incorporating a design according to the invention.

FIG. 2 a side view of the gas cap of FIG. 1.


FIG. 3 a top view of the gas cap of FIG. 1; and,

FIG. 4 a bottom view of the gas cap of FIG. 1.

The surface(s) or portion(s) of the article not shown in the drawings or described in the specification form(s) no part of the claimed design.

In the drawings, the broken lines are for illustrative purposes only and form no part of the claimed design.

1 Claim, 3 Drawing Sheets






FIG. 1

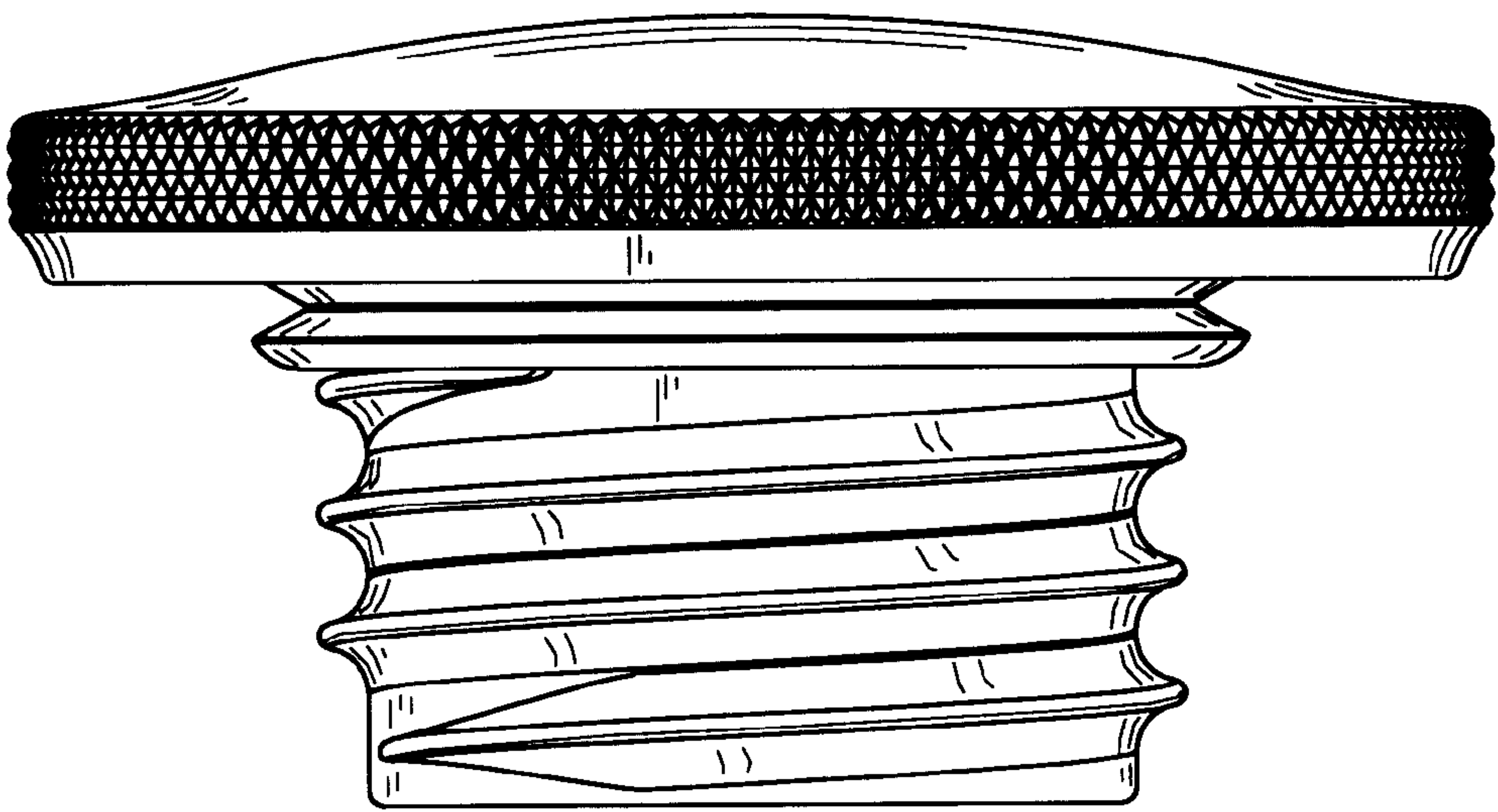


FIG. 2

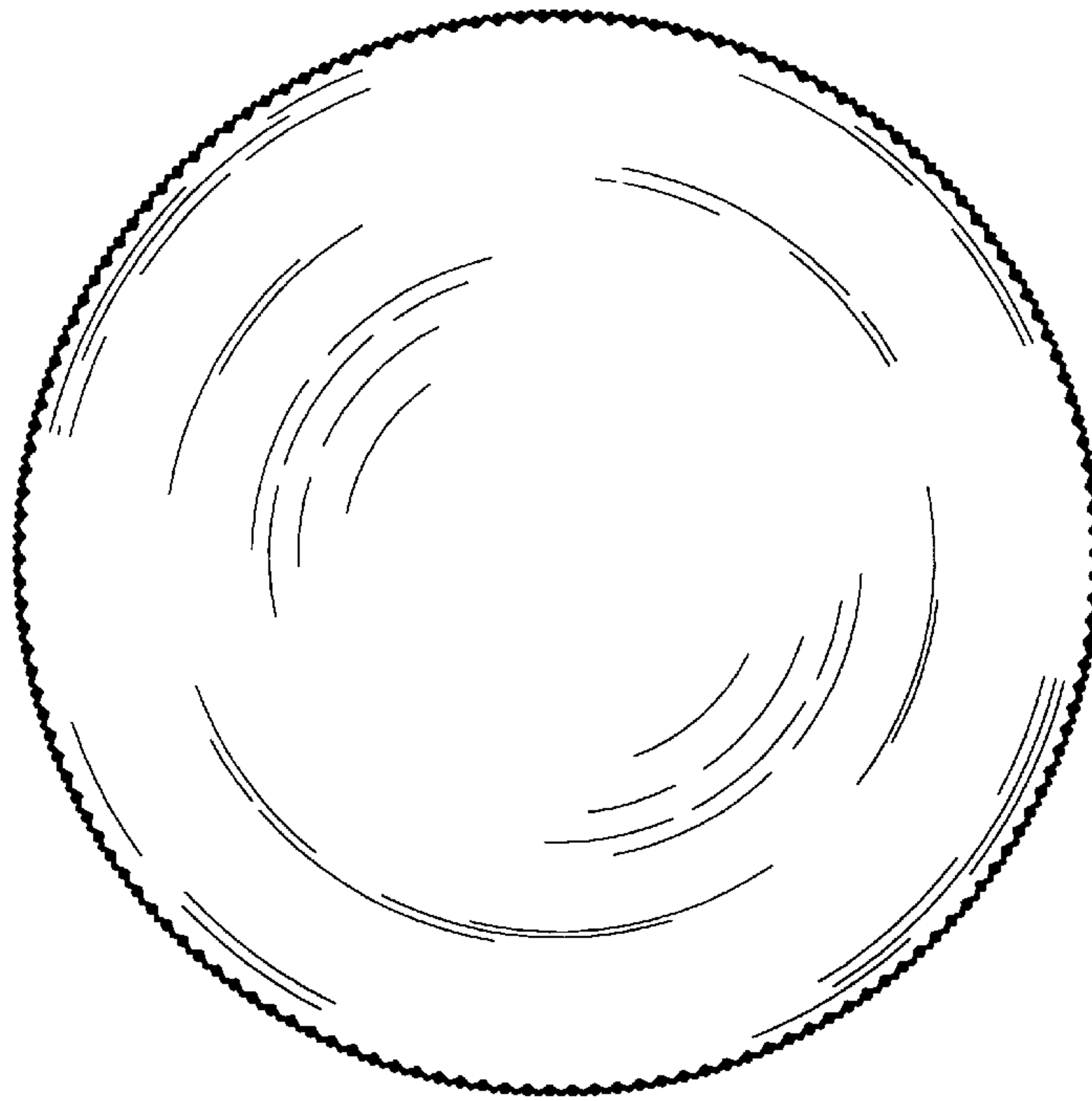


FIG. 3

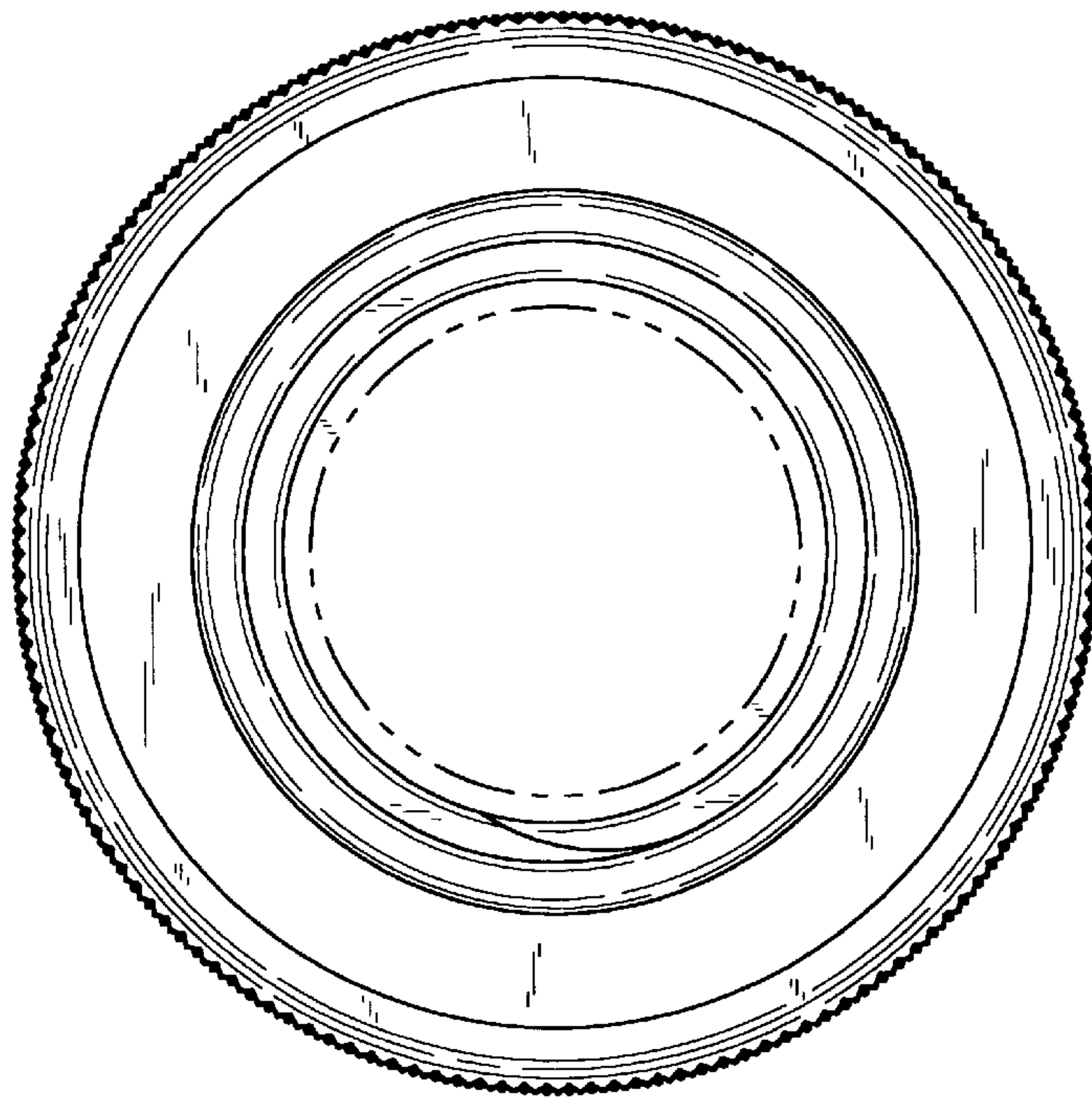


FIG. 4