



US00D431501S

United States Patent [19]

Yamamoto et al.

[11] Patent Number: **Des. 431,501**

[45] Date of Patent: **** Oct. 3, 2000**

[54] **MOTORCYCLE**

[75] Inventors: **Shoji Yamamoto; Hideaki Yamazumi,**
both of Saitama, Japan

[73] Assignee: **Honda Giken Kogyo Kabushiki**
Kaisha, Tokyo, Japan

[**] Term: **14 Years**

[21] Appl. No.: **29/106,974**

[22] Filed: **Jun. 28, 1999**

[30] Foreign Application Priority Data

Dec. 28, 1998 [JP] Japan 10-38770

[51] **LOC (7) Cl.** **12-11**

[52] **U.S. Cl.** **D12/110**

[58] **Field of Search** D12/110; 180/219

[56] References Cited

U.S. PATENT DOCUMENTS

- D. 270,047 8/1983 Kataoka et al. D12/110
- D. 273,854 5/1984 Ishiyama D12/110
- D. 384,600 10/1997 Miwa et al. D12/110
- D. 385,226 10/1997 Mogi et al. D12/110

- D. 387,017 12/1997 Wakita et al. D12/110
- D. 395,849 7/1998 Maruyama et al. D12/110

Primary Examiner—Alan P. Douglas
Assistant Examiner—Linda Brooks
Attorney, Agent, or Firm—Birch, Stewart, Kolasch & Birch, LLP

[57] CLAIM

The ornamental design for a motorcycle, as shown and described.

DESCRIPTION

FIG. 1 is a right side view of a motorcycle showing our new design;
FIG. 2 is a left side view thereof;
FIG. 3 is a rear elevational view thereof;
FIG. 4 is a front elevational view thereof;
FIG. 5 is a top plan view thereof;
FIG. 6 is a bottom view thereof;
FIG. 7 is a left front perspective view thereof;
FIG. 8 is a right front perspective view thereof;
FIG. 9 is a left rear perspective view thereof; and,
FIG. 10 is a right rear perspective view thereof.

1 Claim, 9 Drawing Sheets





FIG. 1



FIG. 2




FIG. 3




FIG. 4

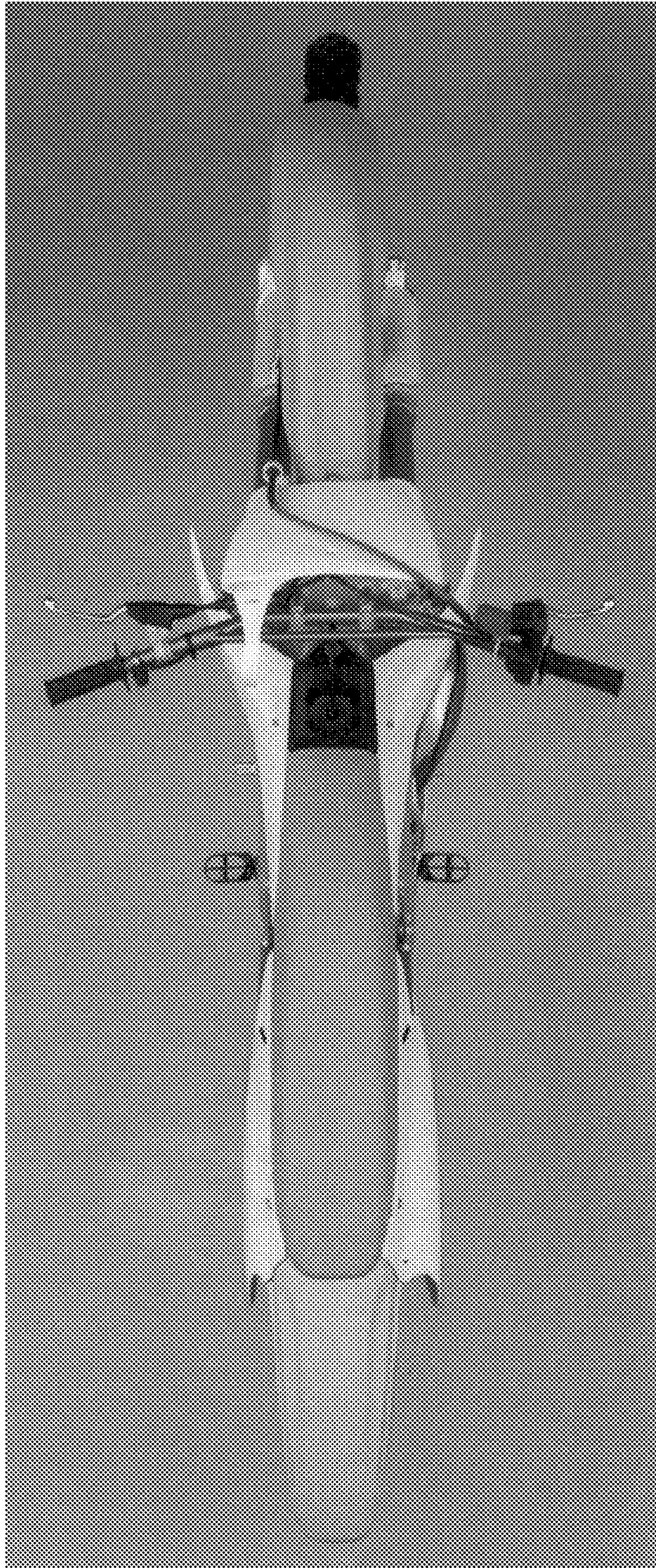


FIG. 5




FIG. 6



FIG. 7



FIG. 8



FIG. 9



FIG. 10