



US00D431496S

# United States Patent [19] Grosfillex

[11] **Patent Number: Des. 431,496**

[45] **Date of Patent: \*\* Oct. 3, 2000**

[54] **FLOWER POT**

[75] Inventor: **Raymond Grosfillex**, Oyonnax, France

[73] Assignee: **Grosfillex Sarl**, Oyonnax, France

[\*\*] Term: **14 Years**

[21] Appl. No.: **29/110,587**

[22] Filed: **Sep. 9, 1999**

[30] **Foreign Application Priority Data**

Mar. 15, 1999 [XH] Hague Agreement ..... DMA/004426

[51] **LOC (7) Cl.** ..... **11-02**

[52] **U.S. Cl.** ..... **D11/151**

[58] **Field of Search** ..... D11/143-156;  
D6/403; D7/509, 523, 560, 565; 47/39-40,  
41.01, 41.13, 65.5, 68, 72, 73, 79; 206/423;  
215/228; 248/27.8

[56] **References Cited**

**U.S. PATENT DOCUMENTS**

- D. 171,664 3/1954 Rosenberg ..... D11/151
- D. 398,557 9/1998 Grosfillex ..... D11/152
- D. 404,340 1/1999 Grosfillex ..... D11/151

**OTHER PUBLICATIONS**

Art. 38 Decorated Vase, no p. 3, Deroma Terracotta catalog, 1995.  
F, Fruit Garland Planter, p. 29, Gardeners' Eden, Holiday, 1993.

#6175, Windowsill Nasturtiums, p. 15, Smith & Hawken Holiday, 1993.

Flower pot next to the wood bench, front cover page, Gardenside, LTD., 1995.

*Primary Examiner*—Doris V. Coles  
*Assistant Examiner*—Mimosa De  
*Attorney, Agent, or Firm*—Dowell & Dowell, P.C.

[57] **CLAIM**

The ornamental design for a flower pot, as shown and described.

**DESCRIPTION**

FIG. 1 is a front perspective view of a flower pot showing my new design;

FIG. 2 is a front elevational view, a view from the rear being a mirror image;


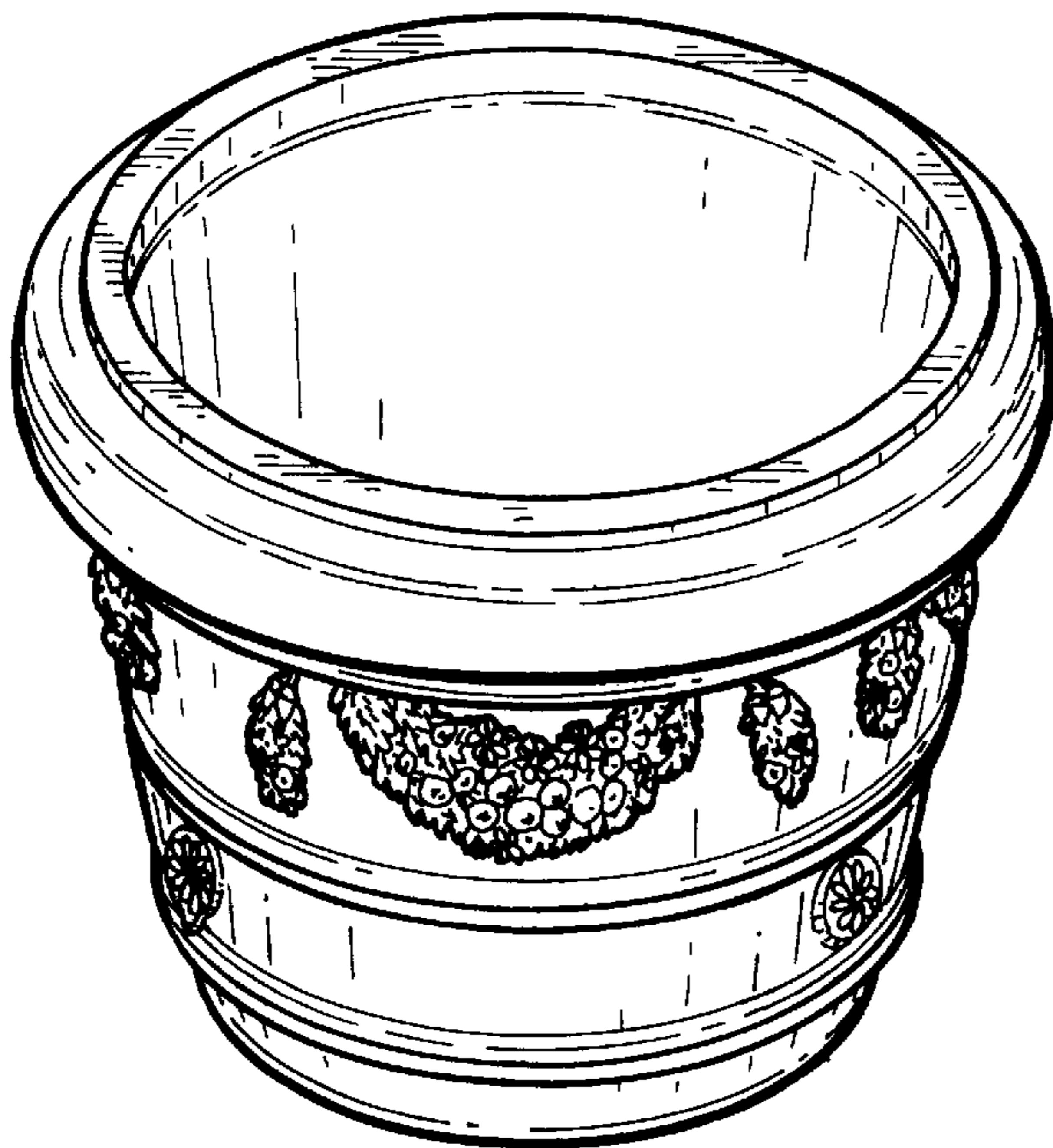
FIG. 3 is an elevational view taken between the right side and front, a view taken from the left side and rear being a mirror image;

FIG. 4 is an elevational view taken between the left side and front, a view from the right side and rear being a mirror image;

FIG. 5 is a top plan view; and,

FIG. 6 is a bottom plan view.

**1 Claim, 2 Drawing Sheets**



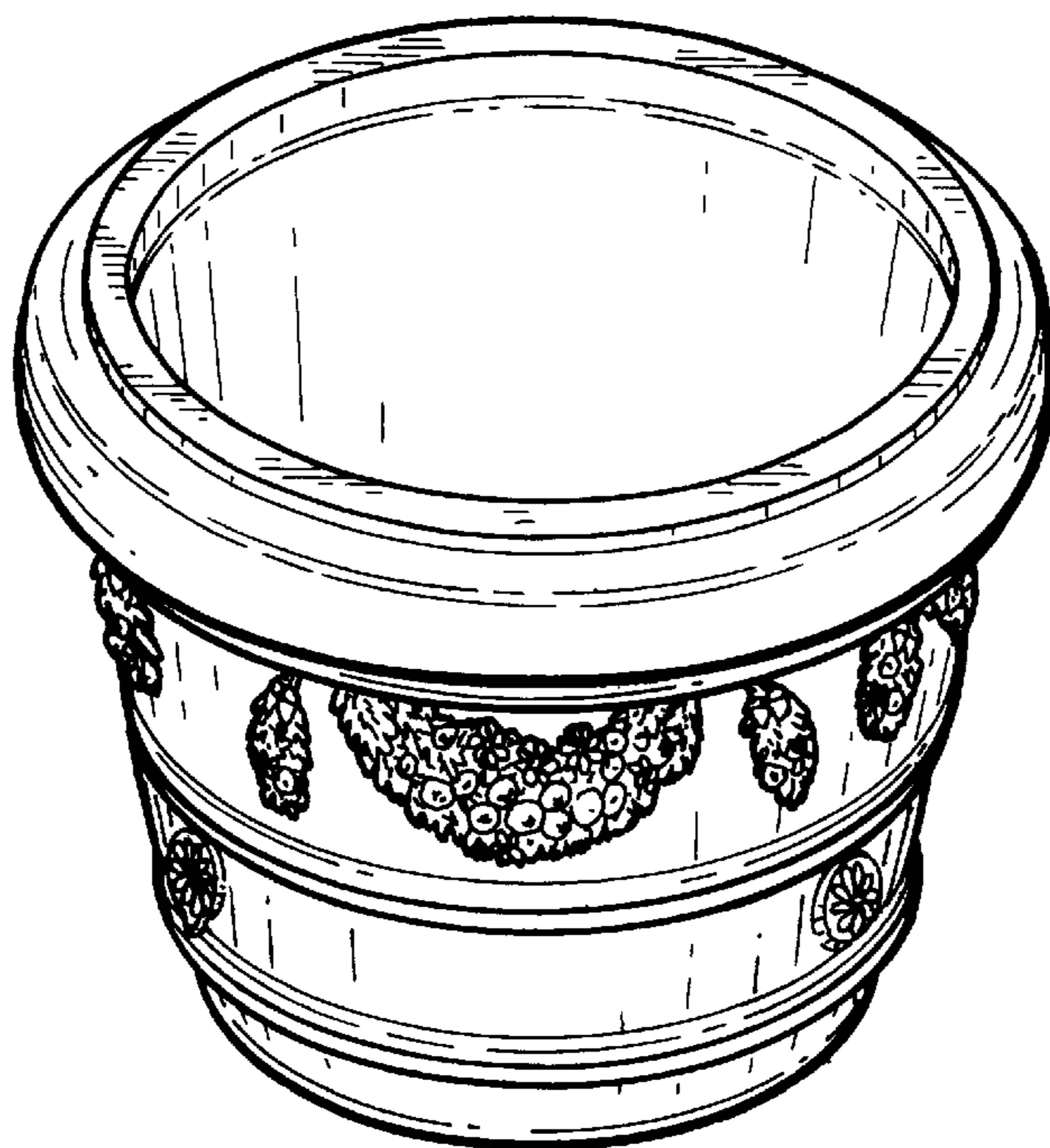


FIG. 1

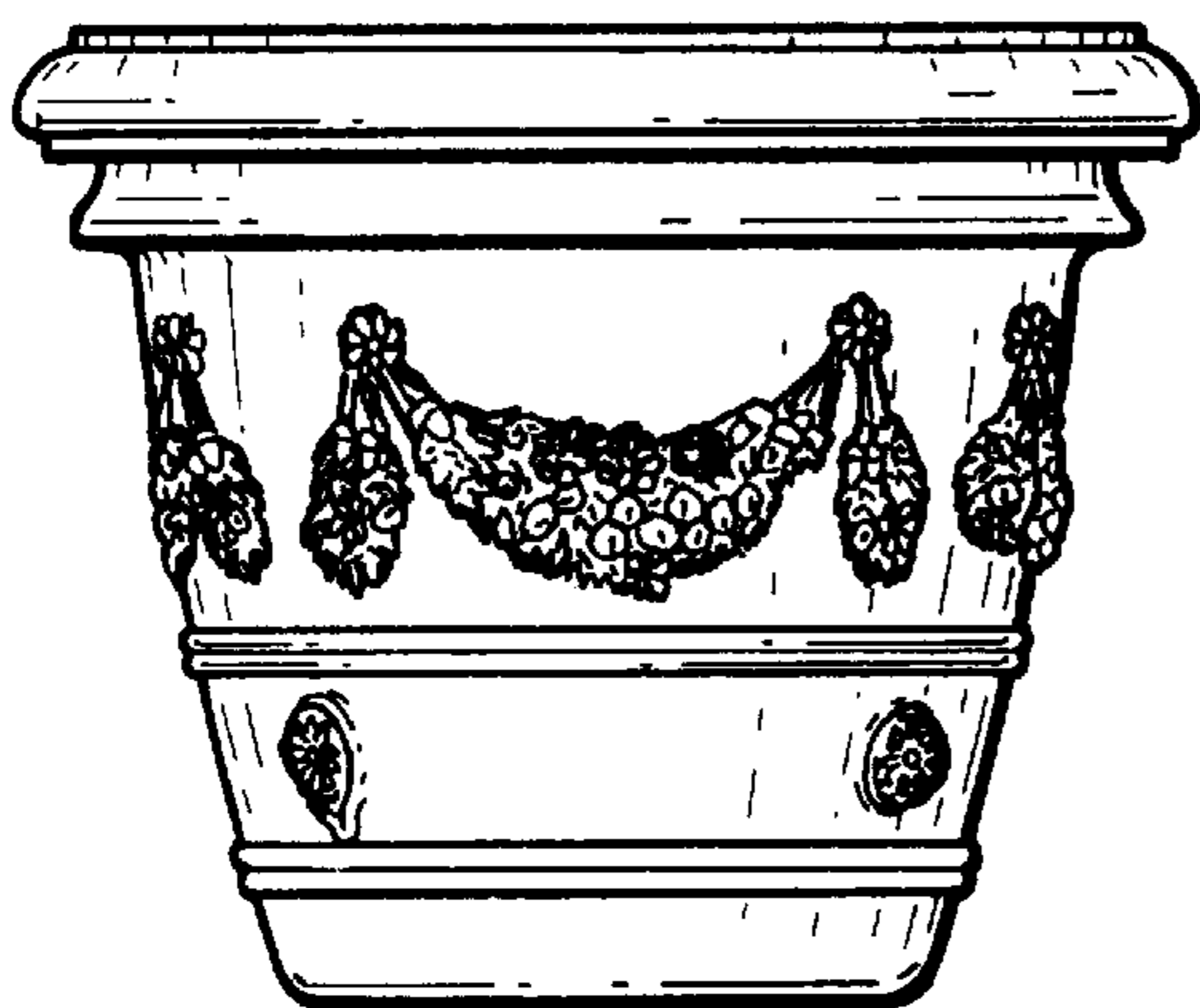


FIG. 2




FIG. 3




FIG. 4

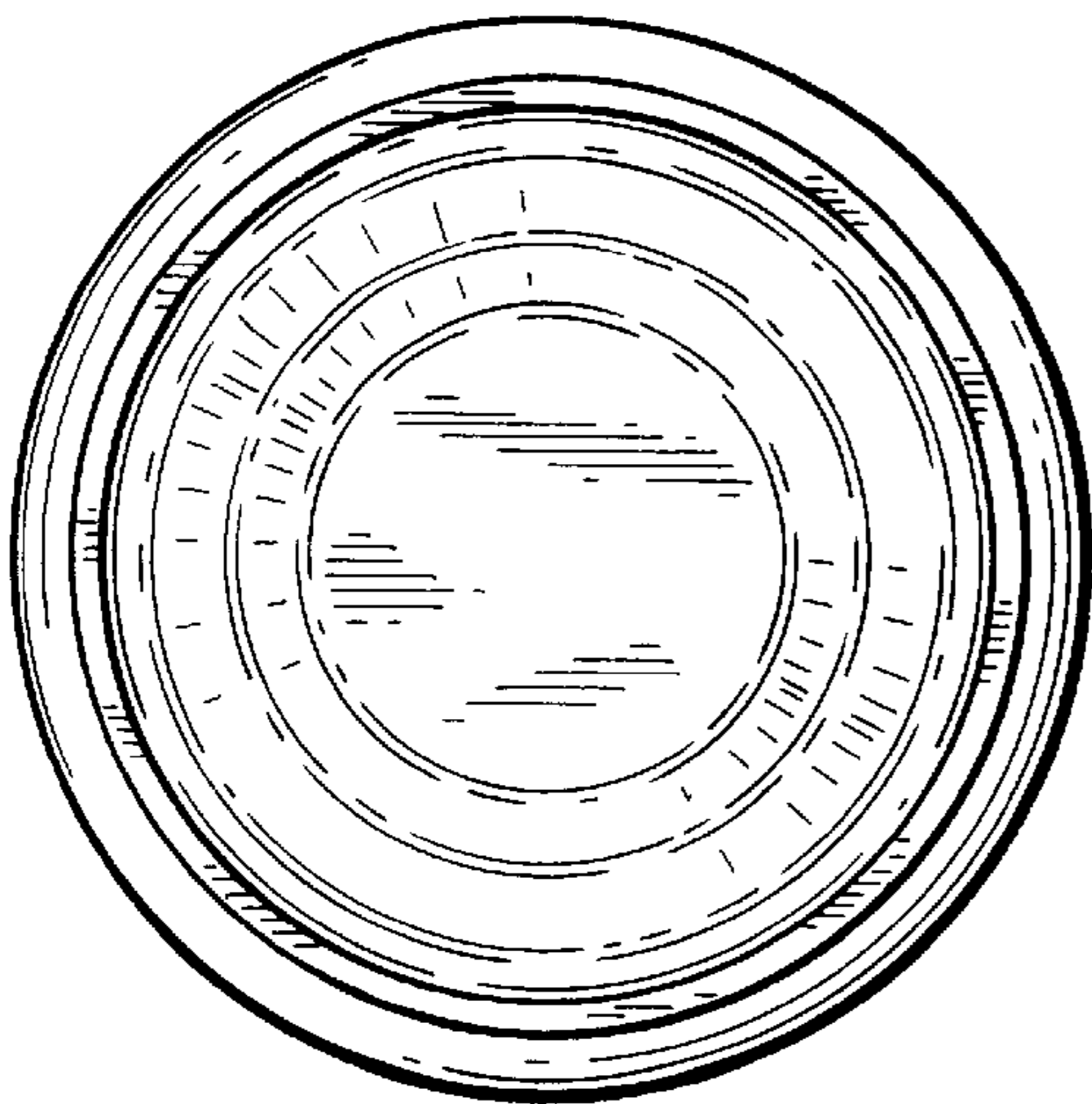


FIG. 5

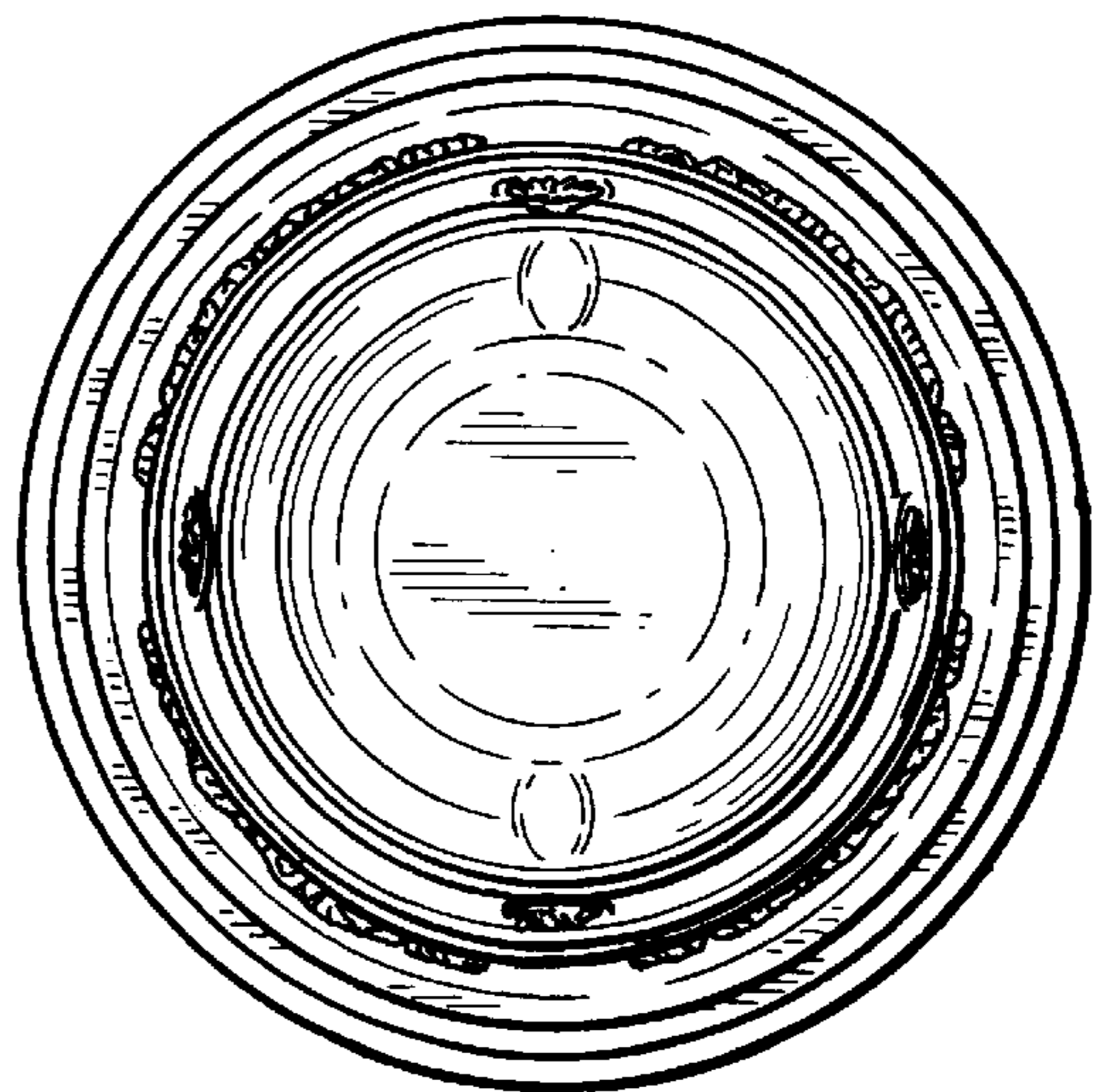


FIG. 6