



US00D431494S

**United States Patent** [19]  
**Schnaithmann**

[11] **Patent Number: Des. 431,494**  
[45] **Date of Patent: \*\* Oct. 3, 2000**

[54] **FIGURINE**

[76] Inventor: **John F. Schnaithmann**, 134 Noble St.,  
Souderton, Pa. 18964

[\*\*] Term: **14 Years**

[21] Appl. No.: **29/110,791**

[22] Filed: **Sep. 15, 1999**

**Related U.S. Application Data**

[62] Division of application No. 29/093,593, Sep. 14, 1998.

[51] **LOC (7) Cl.** ..... **11-02**

[52] **U.S. Cl.** ..... **D11/131; D11/160**

[58] **Field of Search** ..... **D11/131, 157,**  
**D11/158, 160; D21/623, 659**

[56] **References Cited**

**U.S. PATENT DOCUMENTS**

D. 65,155	7/1924	Avery	.....	D11/160
D. 176,869	2/1956	Ksenak	.....	D11/160
D. 188,852	9/1960	Bruggisser	.....	D11/160
D. 199,191	9/1964	Richardson	.....	D11/160
D. 390,497	2/1998	Twogood, Sr.	.....	D11/160
D. 392,916	3/1998	Sutton	.....	D11/160
D. 394,417	5/1998	Bezanis	.....	D11/157

*Primary Examiner*—Dominic Simone

*Attorney, Agent, or Firm*—Joseph W Molasky & Associates

[57] **CLAIM**

The ornamental design for a novel figurine, as shown.

**DESCRIPTION**

FIG. 1 is a front elevational view of a figurine showing my new design;

FIG. 2 is a rear elevational view of FIG. 1;

FIG. 3 is a side elevational view of FIG. 1, the opposite side being a mirror image of FIG. 1;

FIG. 4 is a top plan view of FIG. 1;

FIG. 5 is a bottom plan view of FIG. 1;

FIG. 6 is a front elevational view of a second embodiment of a figurine showing my new design;

FIG. 7 is a rear elevational view of FIG. 6;

FIG. 8 is a side elevational view of FIG. 6, the opposite side being a mirror image thereof;

FIG. 9 is a top plan view of FIG. 6;

FIG. 10 is a bottom plan view of FIG. 6.

FIG. 11 is a front elevational view of a third embodiment of a figurine showing my new design;

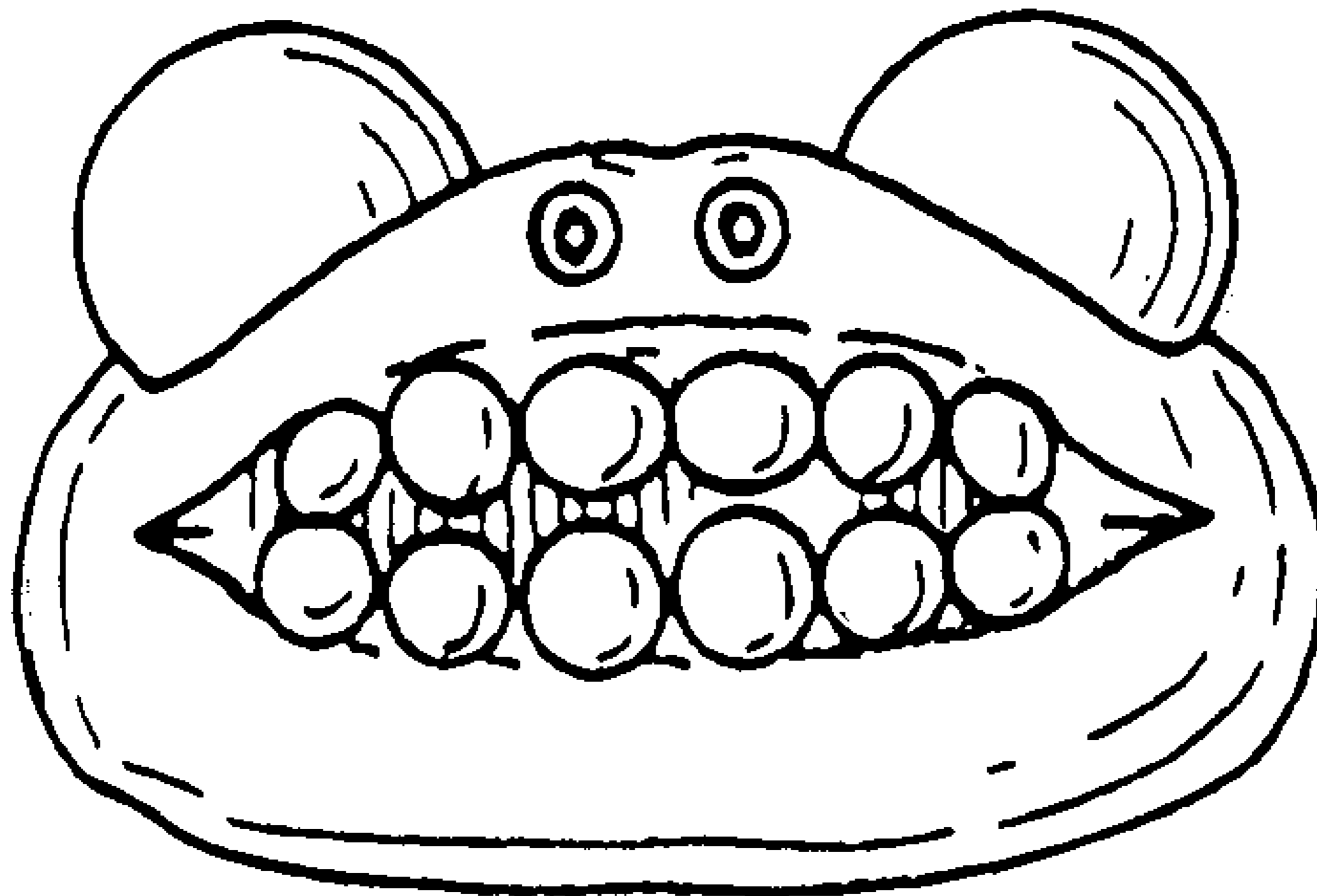
FIG. 12 is a rear elevational view of FIG. 11;

FIG. 13 is a side elevational view of FIG. 11, the opposite side being a mirror image thereof;

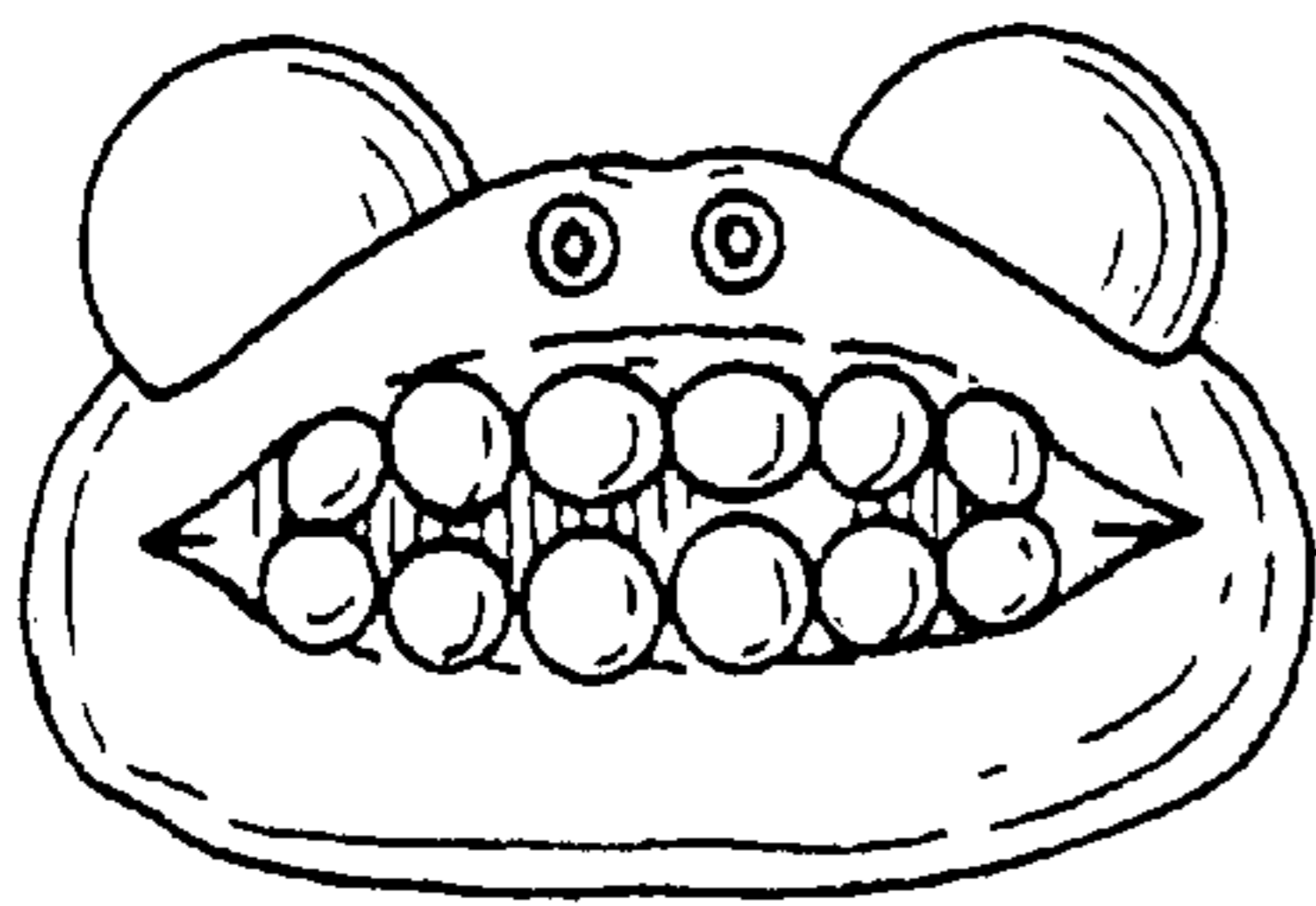
FIG. 14 is a top plan view of FIG. 11; and,

FIG. 15 is a bottom plan view of FIG. 11.


**1 Claim, 1 Drawing Sheet**



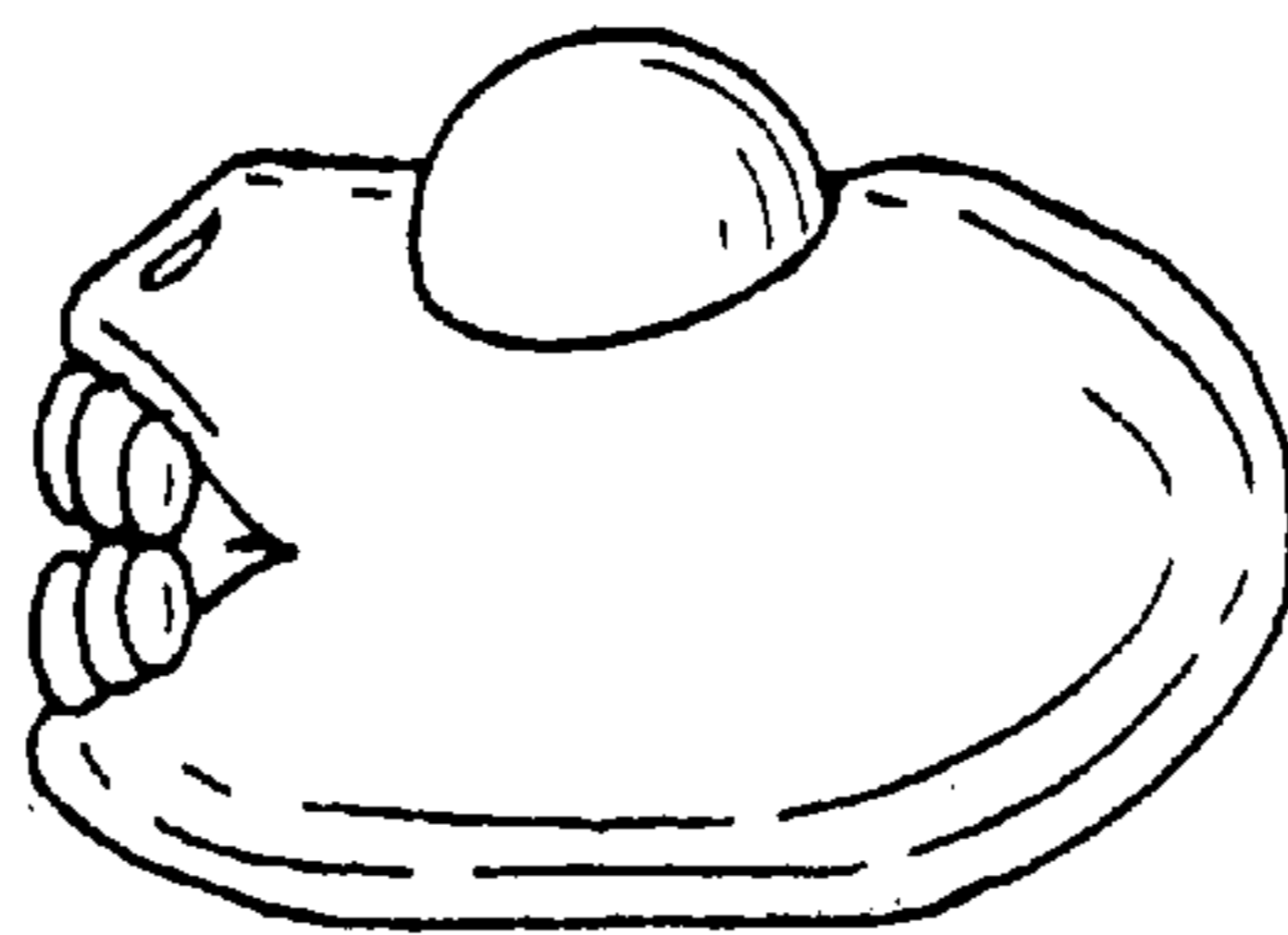
*FIG. 1*



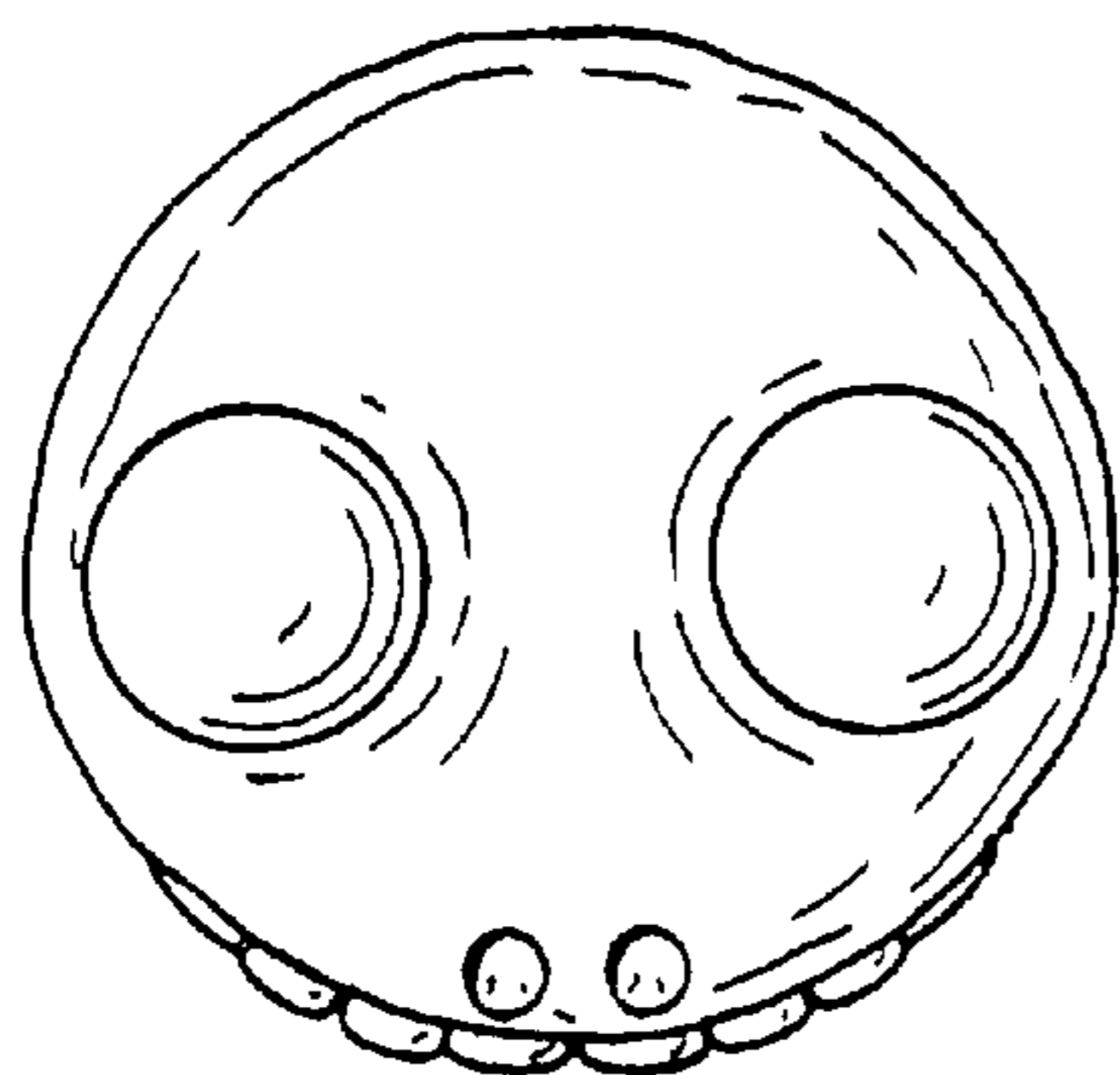
*FIG. 2*



*FIG. 3*



*FIG. 4*



*FIG. 5*

