



US00D431491S

United States Patent [19]

Sprawls et al.

[11] Patent Number: Des. 431,491

[45] Date of Patent: ** Oct. 3, 2000

[54] EMPTY TOMB PENDANT

[76] Inventors: **Desmond C. Sprawls; Cathy S. Sprawls**, both of 4403 Colonial Dr., Shreveport, La. 71119-8301

[**] Term: **14 Years**

[21] Appl. No.: **29/101,766**

[22] Filed: **Mar. 11, 1999**

[51] LOC (7) Cl. **11-01**

[52] U.S. Cl. **D11/81**

[58] Field of Search D11/1, 2, 79, 80, D11/81, 95, 97, 99; 63/1.2, 2, 18, 19, 20, 32

[56] **References Cited**

U.S. PATENT DOCUMENTS

- D. 388,732 1/1998 Campbell D11/81
- D. 388,733 1/1998 Campbell D11/81
- D. 400,467 11/1998 Campbell D11/81

Primary Examiner—Ralf Seifert
Attorney, Agent, or Firm—John M. Harrison


[57] **CLAIM**

The ornamental design for an empty tomb pendant, as shown and described.

DESCRIPTION

FIG. 1 is a perspective view of an empty tomb stone pendant showing my new design, the broken line showing of an attachment ring is for illustrative purposes only and forms no part of the claimed design;
FIG. 2 is a front elevation of the empty tomb pendant;
FIG. 3 is a top elevation thereof;
FIG. 4 is a bottom elevation thereof;
FIG. 5 is a rear elevation thereof;
FIG. 6 is a right side elevation thereof; and,
FIG. 7 is a left side elevation of the empty tomb pendant illustrated in FIGS. 1-6.

1 Claim, 3 Drawing Sheets






FIG. 1




FIG. 3




FIG. 2

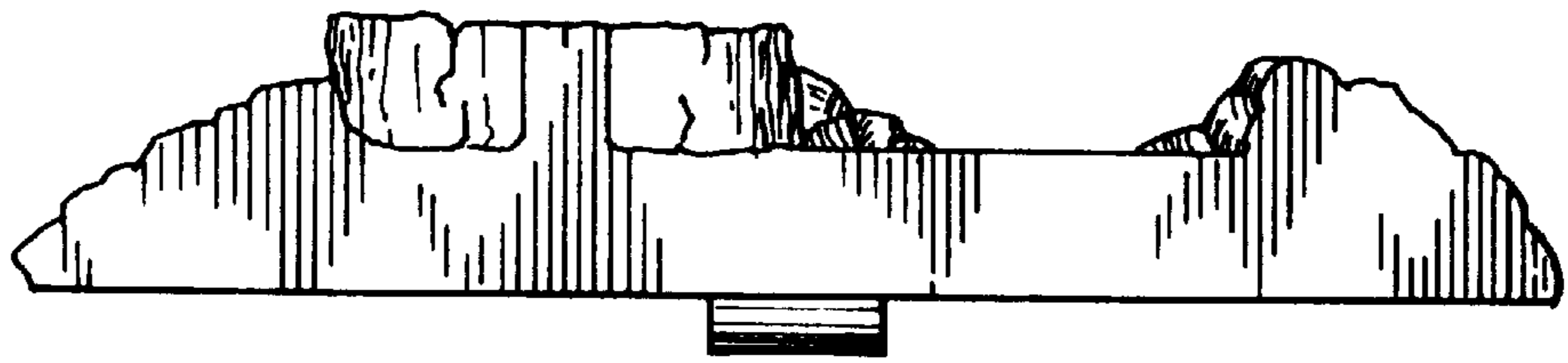


FIG. 4

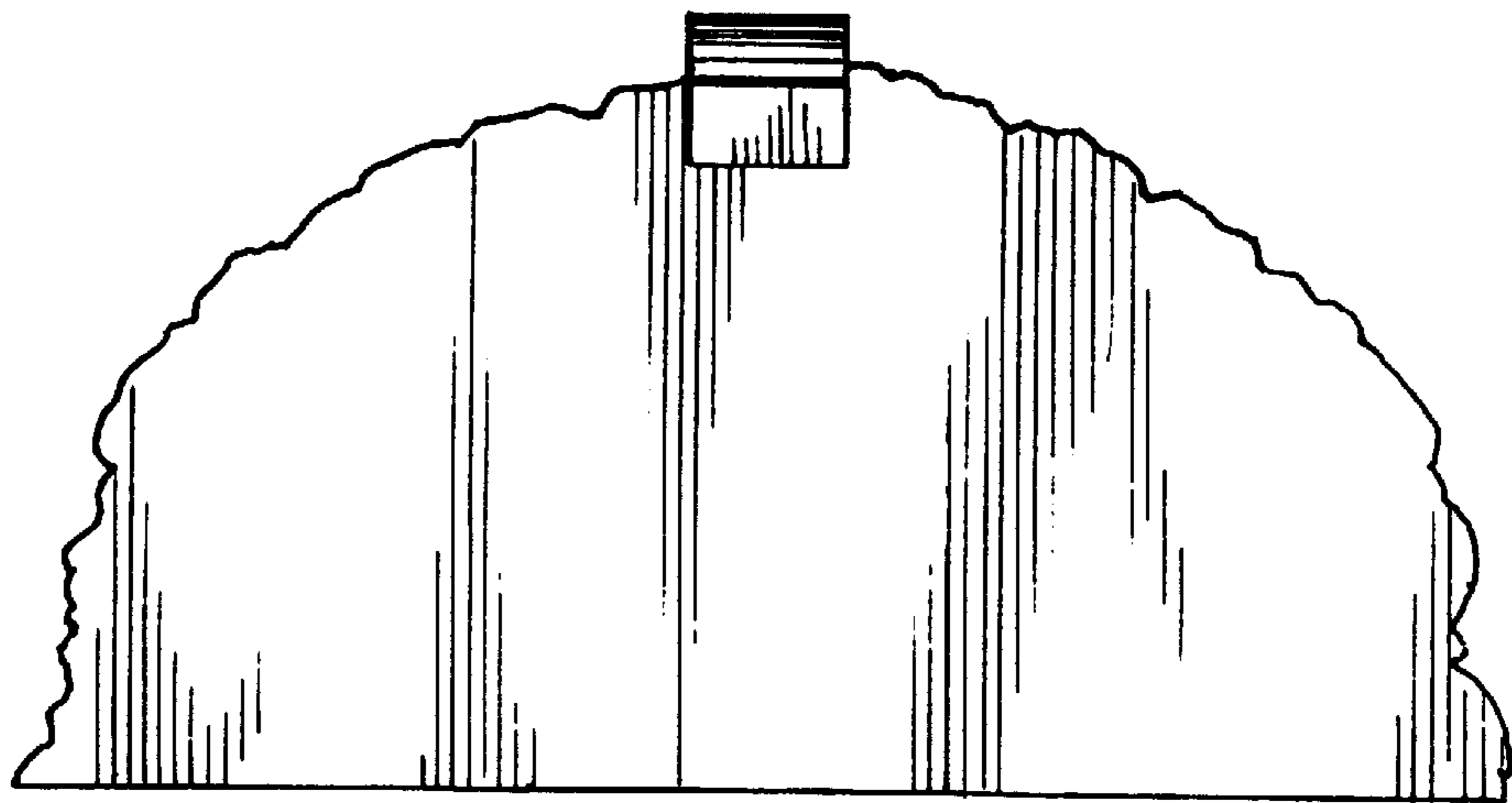


FIG. 5



FIG. 6



FIG. 7