



US00D431476S

United States Patent [19]
Tanaka

[11] **Patent Number: Des. 431,476**

[45] **Date of Patent: ** Oct. 3, 2000**

[54] **WATCH CASE WITH BAND**

[75] Inventor: **Rumi Tanaka**, Tokyo, Japan

[73] Assignee: **Seiko Kabushiki Kaisha**, Tokyo, Japan

[**] Term: **14 Years**

[21] Appl. No.: **29/113,331**

[22] Filed: **Nov. 2, 1999**

[51] **LOC (7) Cl.** **10-02**

[52] **U.S. Cl.** **D10/32; D10/39**

[58] **Field of Search** D10/1-40, 122-132;
D11/3-25; 63/1.1, 3, 5, 11; 368/276-277,
280-282, 285

[56] **References Cited**

U.S. PATENT DOCUMENTS

D. 266,908	11/1982	Schwab et al.	D10/39
D. 266,909	11/1982	Schwab et al.	D10/39
D. 266,994	11/1982	Schwab et al.	D10/39
D. 267,931	2/1983	Schwab et al.	D10/39
D. 288,066	2/1987	Kanoui	D10/32

D. 354,445	1/1995	Wunderman	D10/32
D. 370,420	6/1996	Rousseau	D10/32
D. 388,332	12/1997	Perrin et al.	D10/32
D. 404,319	1/1999	Deleskiewicz	D10/32
D. 406,773	3/1999	Gueit et al.	D10/32
D. 407,334	3/1999	Stoll	D10/32

Primary Examiner—Nelson C. Holtje
Attorney, Agent, or Firm—Stroock & Stroock & Lavan LLP

[57] **CLAIM**

The ornamental design for a watch case with band, as shown and described.

DESCRIPTION

FIG. 1 is a perspective view of a watch case with band in accordance with the invention;
FIG. 2 is a front elevational view thereof;
FIG. 3 is a right side elevational view thereof;
FIG. 4 is a top plan view, the opposite side being a mirror image thereof;
FIG. 5 is a rear elevational view thereof; and,
FIG. 6 is a left side elevational view thereof.

1 Claim, 2 Drawing Sheets




FIG. 1

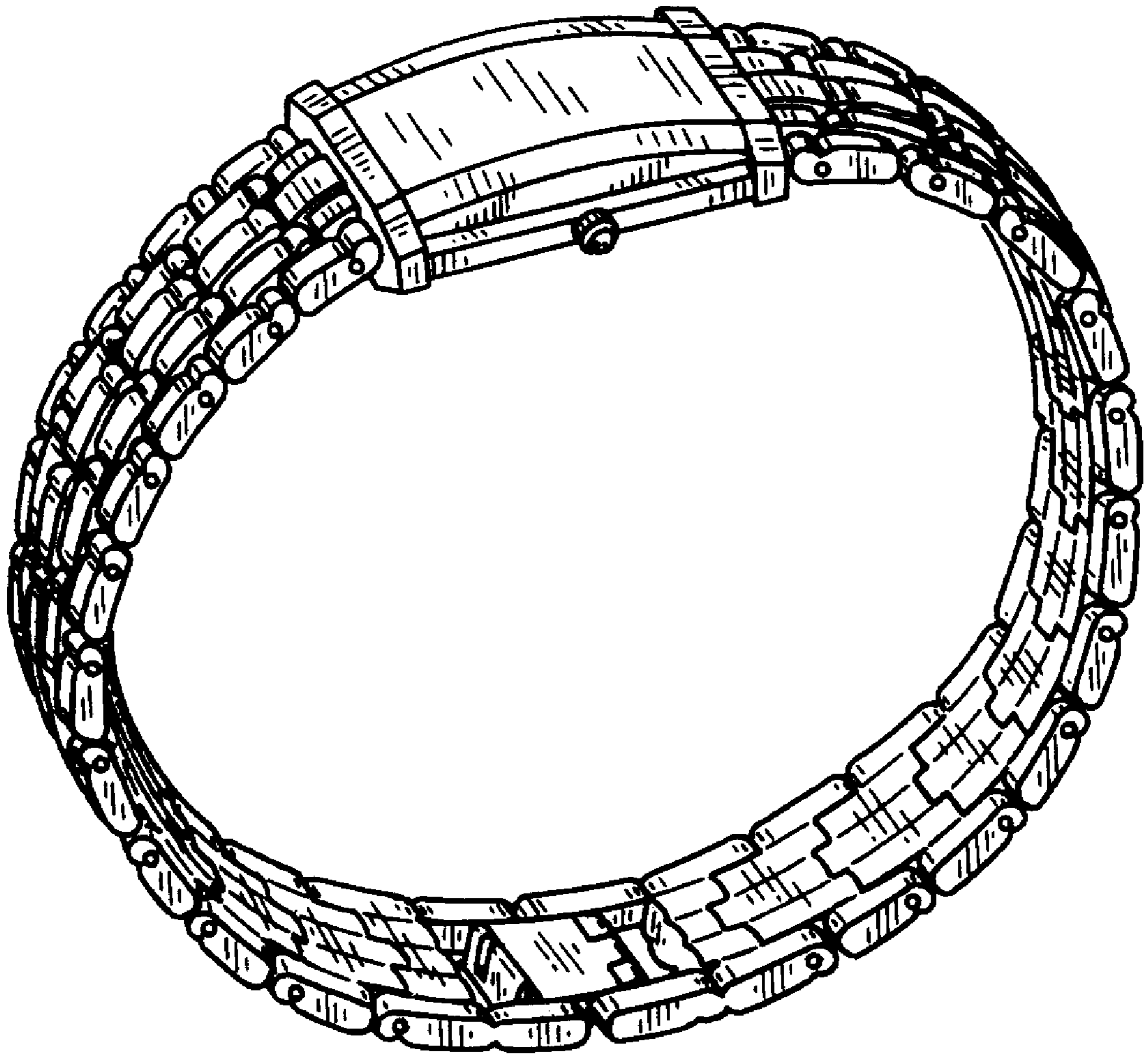


FIG. 2

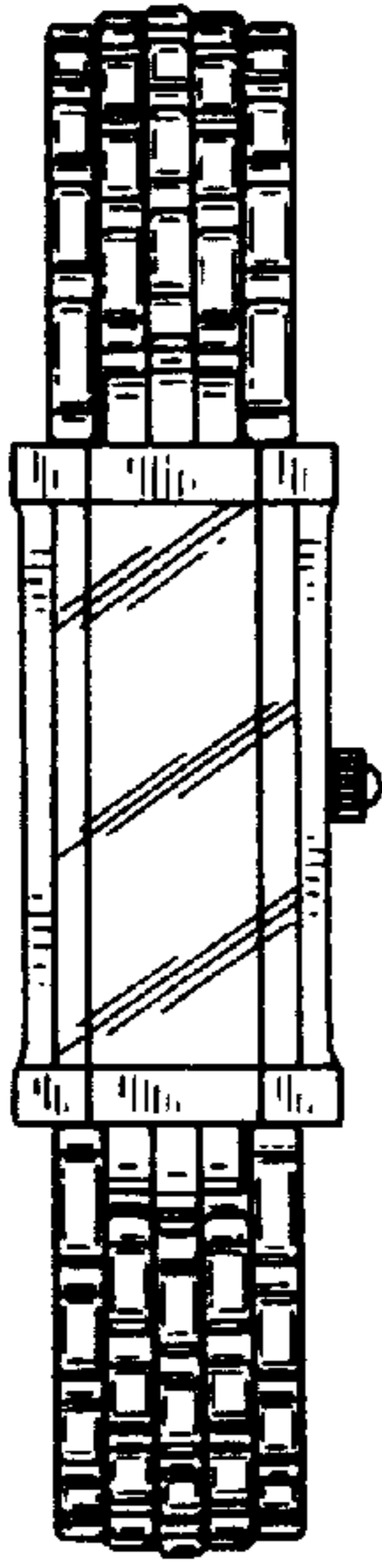


FIG. 3

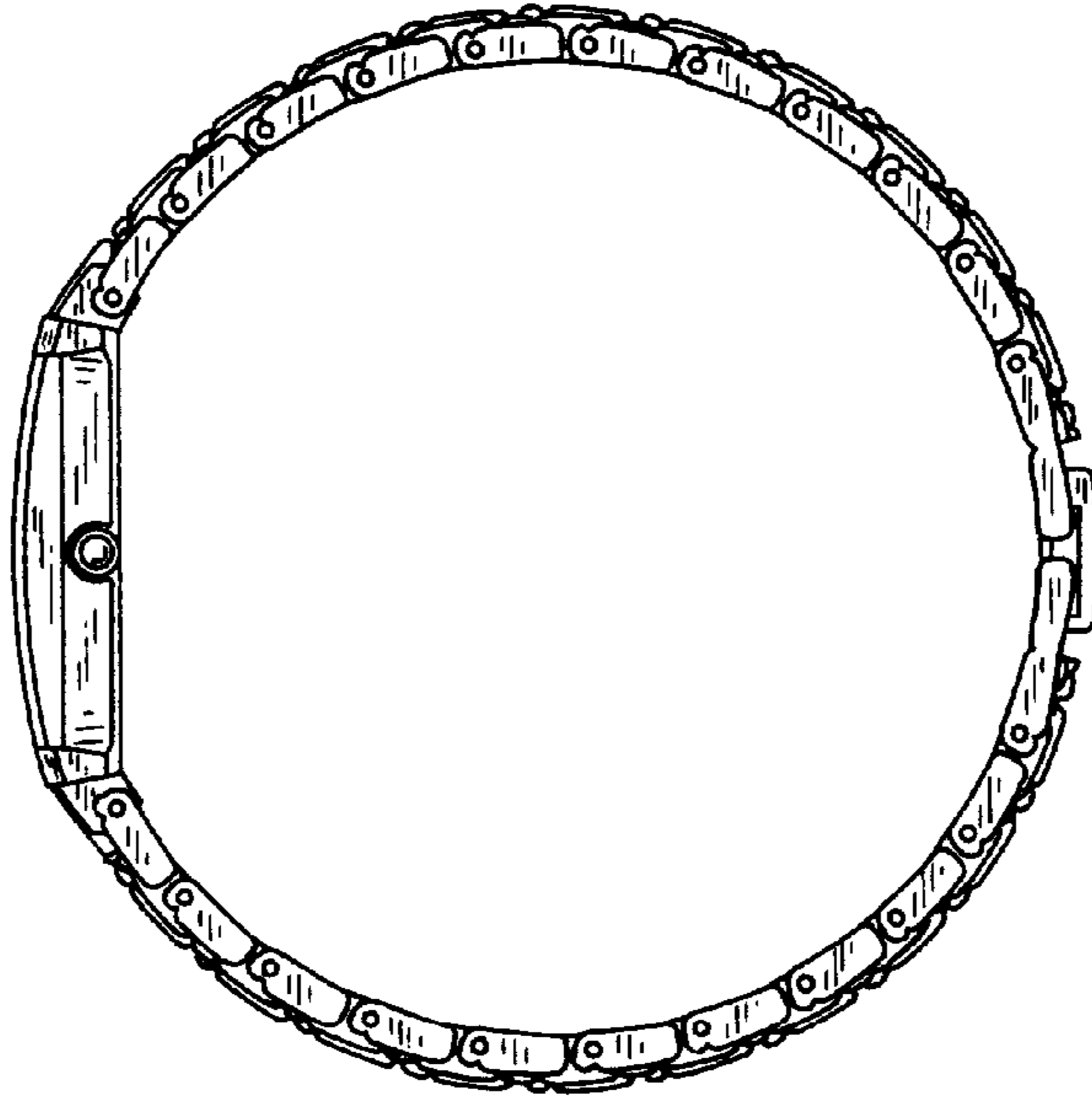


FIG. 4

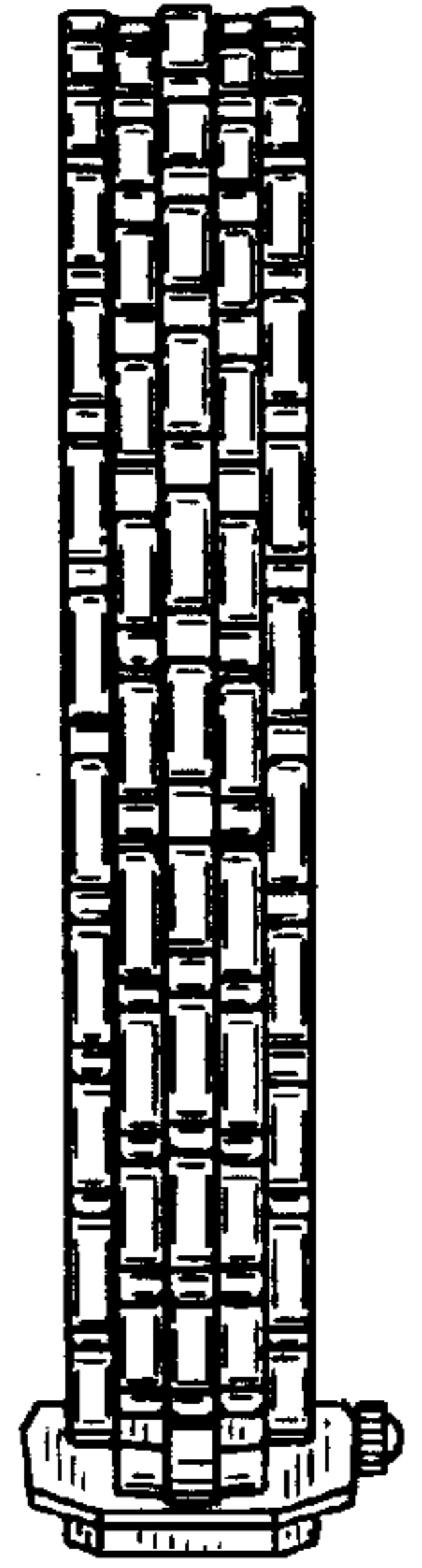


FIG. 5

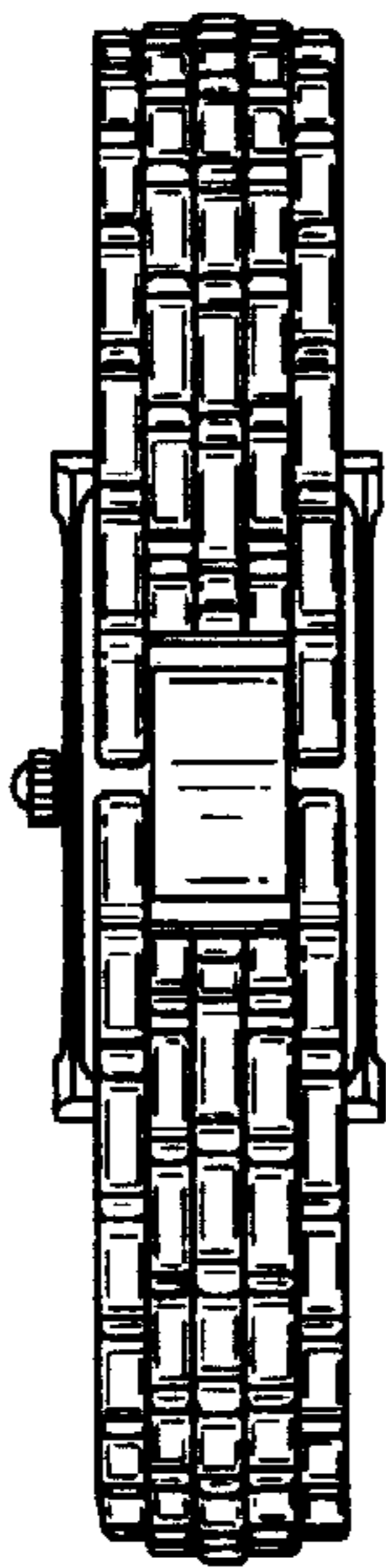


FIG. 6

