



US00D431472S

United States Patent [19]
Cain et al.

[11] **Patent Number: Des. 431,472**
[45] **Date of Patent: ** Oct. 3, 2000**

[54] **OIL CONTAINER**

[75] Inventors: **Gary Cain**, Grove, Okla.; **Paul J. Becker**, Wichita, Kans.

[73] Assignee: **Safe-Cycle, L.L.C.**, Grove, Okla.

[**] Term: **14 Years**

[21] Appl. No.: **29/095,820**

[22] Filed: **Oct. 30, 1998**

[51] **LOC (7) Cl.** **09-03**

[52] **U.S. Cl.** **D9/524; D9/528**

[58] **Field of Search** D9/424, 428, 431,
D9/500, 503-504, 506, 508, 510-516, 520,
523-524, 527-528, 530-531, 533; 215/382-386,
396, 398; 220/771

[56] **References Cited**

U.S. PATENT DOCUMENTS

| | | | | |
|------------|---------|--------------------|-------|--------|
| D. 192,886 | 5/1962 | Kaplan | | D9/528 |
| D. 207,128 | 3/1967 | Kelly | | D9/528 |
| D. 269,948 | 8/1983 | Janssen | | D9/523 |
| D. 276,890 | 12/1984 | Hancher | | D9/528 |
| D. 308,631 | 6/1990 | Burns et al. | | D9/523 |
| D. 341,085 | 11/1993 | Charbonneau et al. | | D9/434 |

| | | | | |
|------------|---------|-----------------|-------|---------|
| D. 346,555 | 5/1994 | Binder | | D9/523 |
| D. 363,019 | 10/1995 | Arnold et al. | | D9/524 |
| D. 365,983 | 1/1996 | Traissi et al. | | D9/520 |
| D. 404,640 | 1/1999 | Dunnegan et al. | | D9/337 |
| D. 415,687 | 10/1999 | Lai et al. | | D9/523 |
| 4,805,814 | 2/1989 | Allen, Sr. | | D9/524 |
| 4,823,947 | 4/1989 | Maynard, Jr. | | 184/1.5 |
| 5,564,525 | 10/1996 | Dunnegan et al. | | 184/1.5 |

Primary Examiner—Ted Shooman
Assistant Examiner—Carol Rademaker
Attorney, Agent, or Firm—Head, Johnson & Kachigian

[57] **CLAIM**

The ornamental design for an “oil container,” as shown.

DESCRIPTION

FIG. 1 is a side front perspective view of the present invention.
FIG. 2 is a side rear perspective view of the present invention.
FIG. 3 is a side view of the present invention.
FIG. 4 is a front view of the present invention.
FIG. 5 is a rear of the present invention.
FIG. 6 is a top view of the present invention; and,
FIG. 7 is a bottom view of the present invention.

1 Claim, 3 Drawing Sheets




FIG. 1




FIG. 2

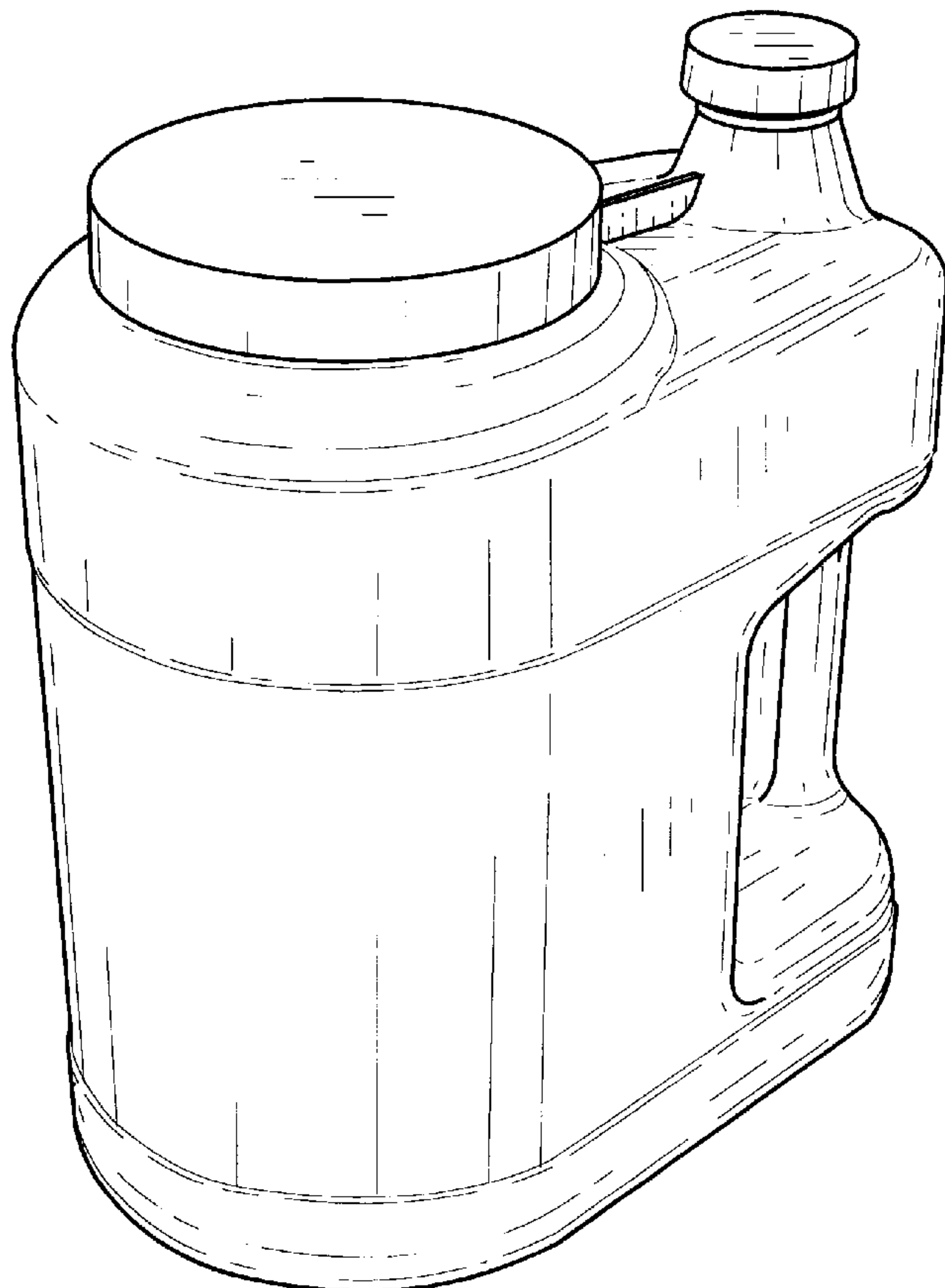


FIG. 3

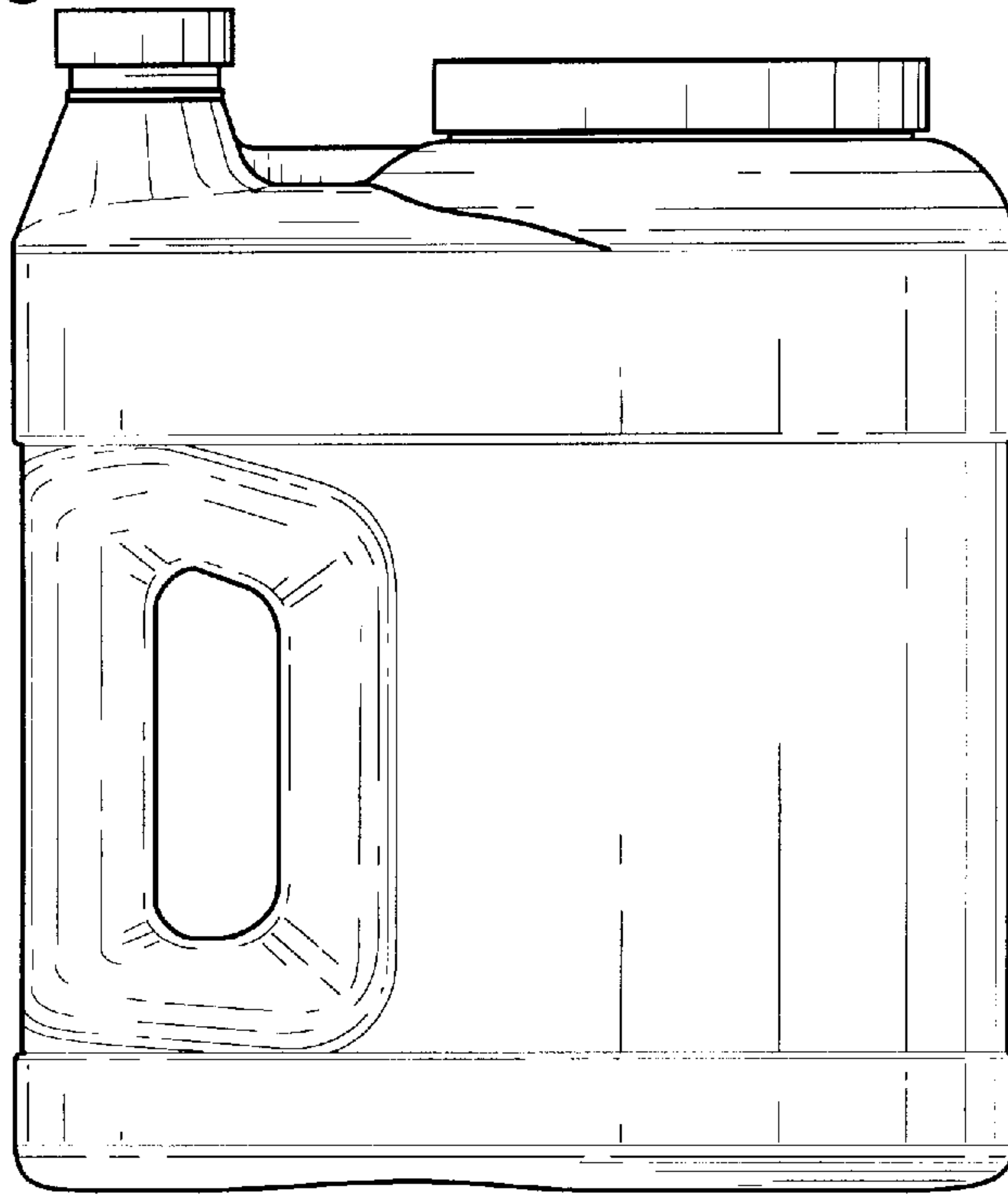


FIG. 4

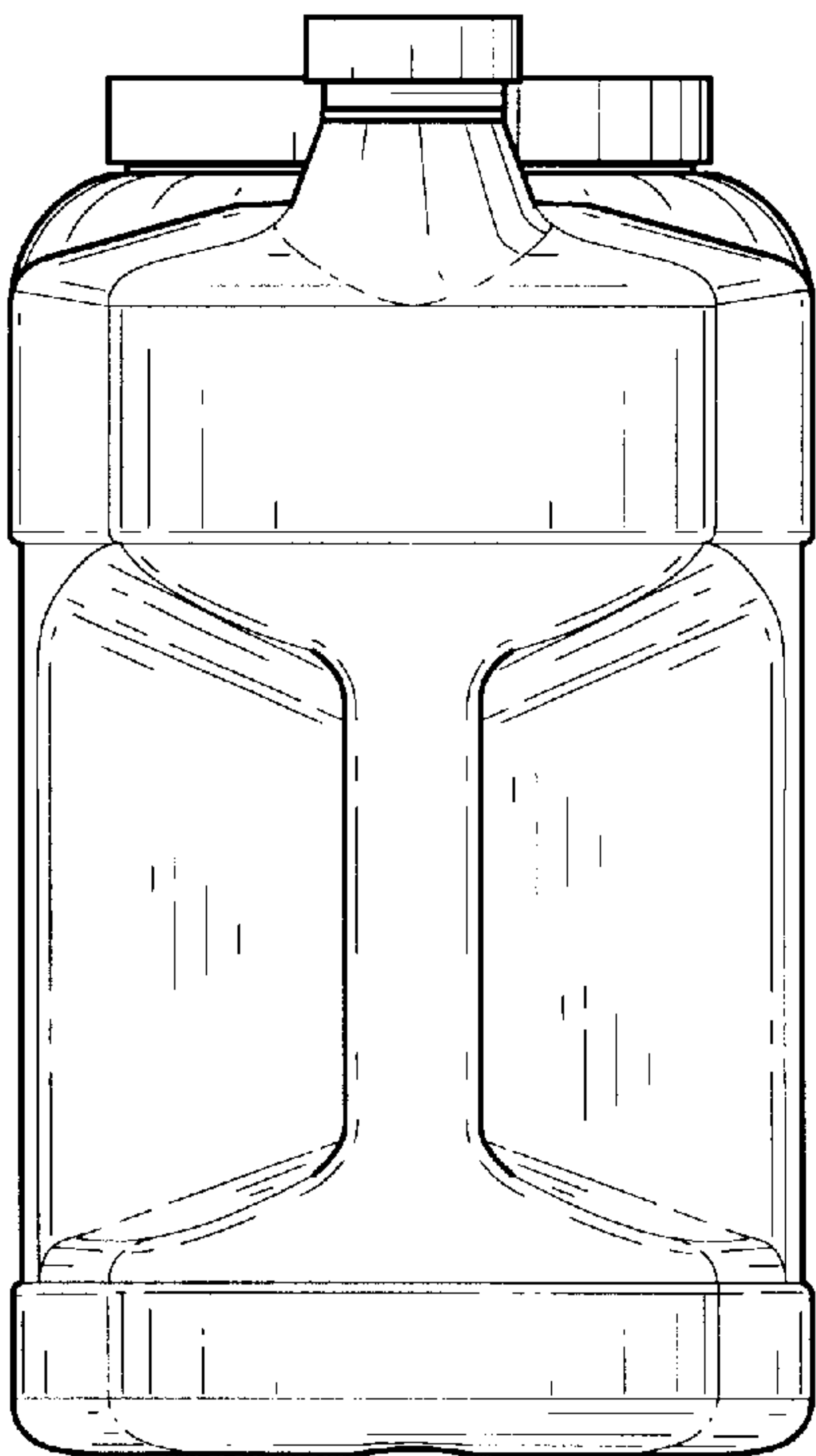


FIG. 5

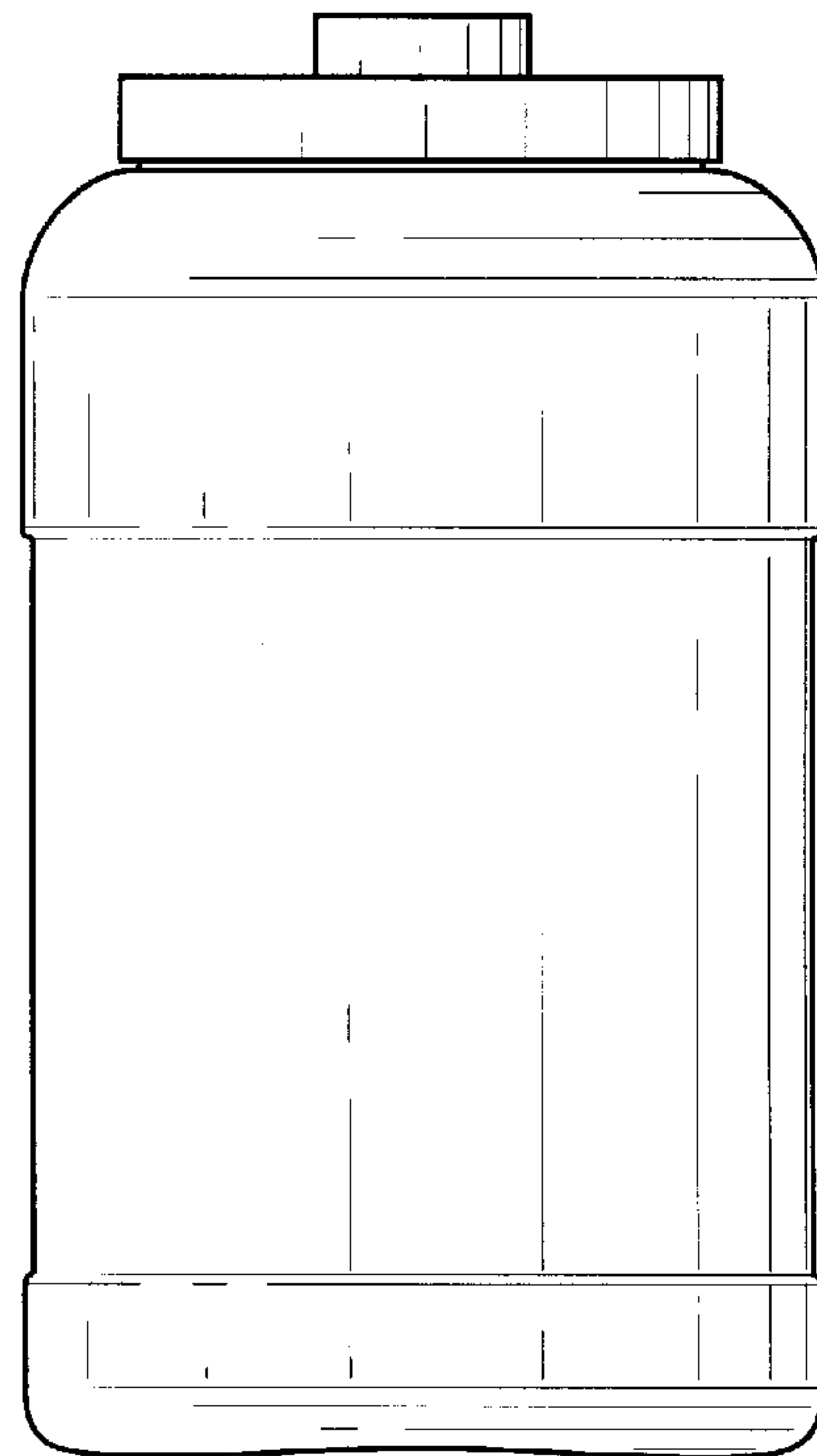


FIG. 6

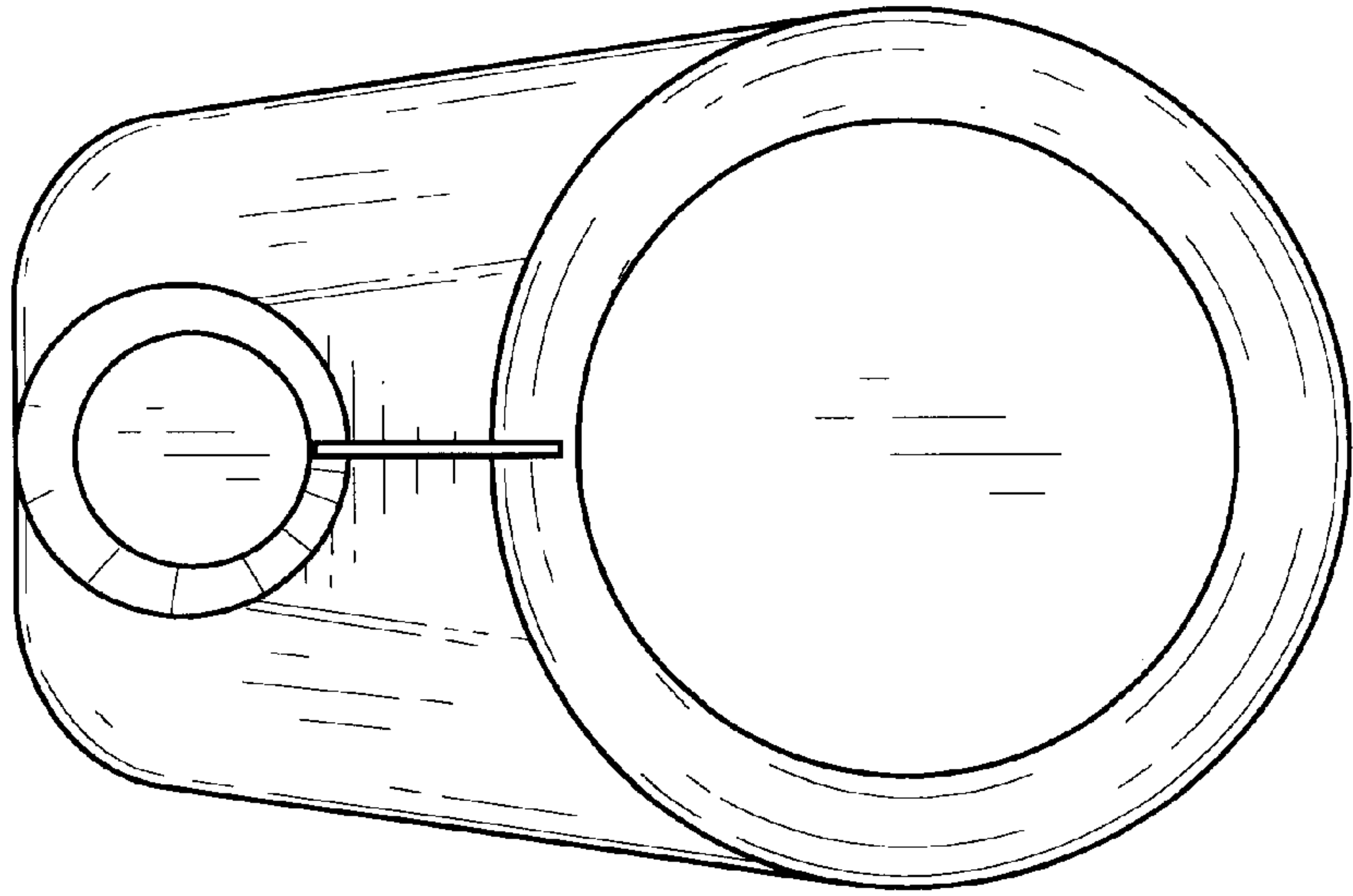


FIG. 7

