



US00D431448S

United States Patent [19] Mihailovic

[11] Patent Number: Des. 431,448

[45] Date of Patent: ** Oct. 3, 2000

[54] PULLEY

[75] Inventor: Pierre Mihailovic, Manson, France

[73] Assignee: Wichard, France

[**] Term: 14 Years

[21] Appl. No.: 29/112,302

[22] Filed: Oct. 13, 1999

[30] Foreign Application Priority Data

Apr. 14, 1999 [FR] France 99 2562

[51] LOC (7) Cl. 08-05

[52] U.S. Cl. D8/360

[58] Field of Search D34/28, 33, 35;
D8/360; 254/390, 391, 396, 401, 409; 211/119.04,
119.05

[56] References Cited

U.S. PATENT DOCUMENTS

210,281	11/1878	Weston	254/391
D. 240,895	8/1976	Lawrence et al.	D8/360
D. 252,069	6/1979	Nava et al.	D8/360
D. 338,047	8/1993	Sturtevant	D8/360 X
D. 348,968	7/1994	Elejaga	D34/35

D. 362,614	9/1995	Kingery	D8/360
D. 397,028	8/1998	Dancyger	D8/360
805,760	11/1905	Tarbox	254/390
1,337,341	4/1920	Brink	254/391
1,435,953	11/1922	Boykin, Jr.	254/401
1,796,250	3/1931	Greve	254/401
1,828,897	10/1931	Holingsworth	254/390
2,511,729	6/1950	Maier	254/391
3,733,053	5/1973	Haulotte	254/391
5,868,380	2/1999	Allen	254/391

Primary Examiner—Cynthia E Ramirez
Attorney, Agent, or Firm—Mathews, Collins, Shepherd & Gould, P.A.

[57] CLAIM

The ornamental design for a pulley, as shown and described.

DESCRIPTION

FIG. 1 is a front and side perspective view of a pulley, showing my new design;
FIG. 2 is a front elevational view, the side opposite to that shown in FIG. 2 being the mirror image thereof;
FIG. 3 is a side elevational view thereof, the side opposite to that shown in FIG. 3 being the mirror image thereof;
FIG. 4 is a top plan view thereof; and,
FIG. 5 is a bottom plan view.

1 Claim, 5 Drawing Sheets






FIGURE 1




FIGURE 2




FIGURE 3




FIGURE 4




FIGURE 5