



US00D431436S

United States Patent [19]
Gstalter

[11] **Patent Number: Des. 431,436**

[45] **Date of Patent: ** Oct. 3, 2000**

[54] **SCISSORS**

D. 384,260 9/1997 Dunch D8/57
D. 394,593 5/1998 Komori D8/57

[75] Inventor: **Bruno Gstalter**, Poisy, France

[73] Assignee: **Manufacture d'Articles de Precision**,
Pringy, France

Primary Examiner—Alan P. Douglas
Assistant Examiner—Reid Hecker
Attorney, Agent, or Firm—Cantor Colburn LLP

[**] Term: **14 Years**

[57] **CLAIM**

[21] Appl. No.: **29/110,477**

The ornamental design for scissors, as shown and described.

[22] Filed: **Sep. 8, 1999**

DESCRIPTION

[30] **Foreign Application Priority Data**

Mar. 9, 1999 [XH] Hague Agreement DM/047-080

FIG. 1 is a top and side perspective view scissors, showing my new design;
FIG. 2 is a side elevational view thereof;
FIG. 3 is a side elevational view thereof; taken from the side opposite to that shown in FIG. 2;
FIG. 4 is a top plan view thereof;
FIG. 5 is a bottom plan view thereof;
FIG. 6 is an end view taken from the right of FIG. 2; and,
FIG. 7 is an end view taken from the left of FIG. 2.

[51] **LOC (7) Cl.** **08-03**

[52] **U.S. Cl.** **D8/57**

[58] **Field of Search** D8/6, 57, 98, 107;
D24/148; 606/174; 30/10, 145, 194, 201,
229, 230, 232, 257

[56] **References Cited**

U.S. PATENT DOCUMENTS

D. 246,223 11/1977 Hayashi D8/57

1 Claim, 7 Drawing Sheets




FIGURE 1



FIGURE 2




FIGURE 3




FIGURE 4




FIGURE 5

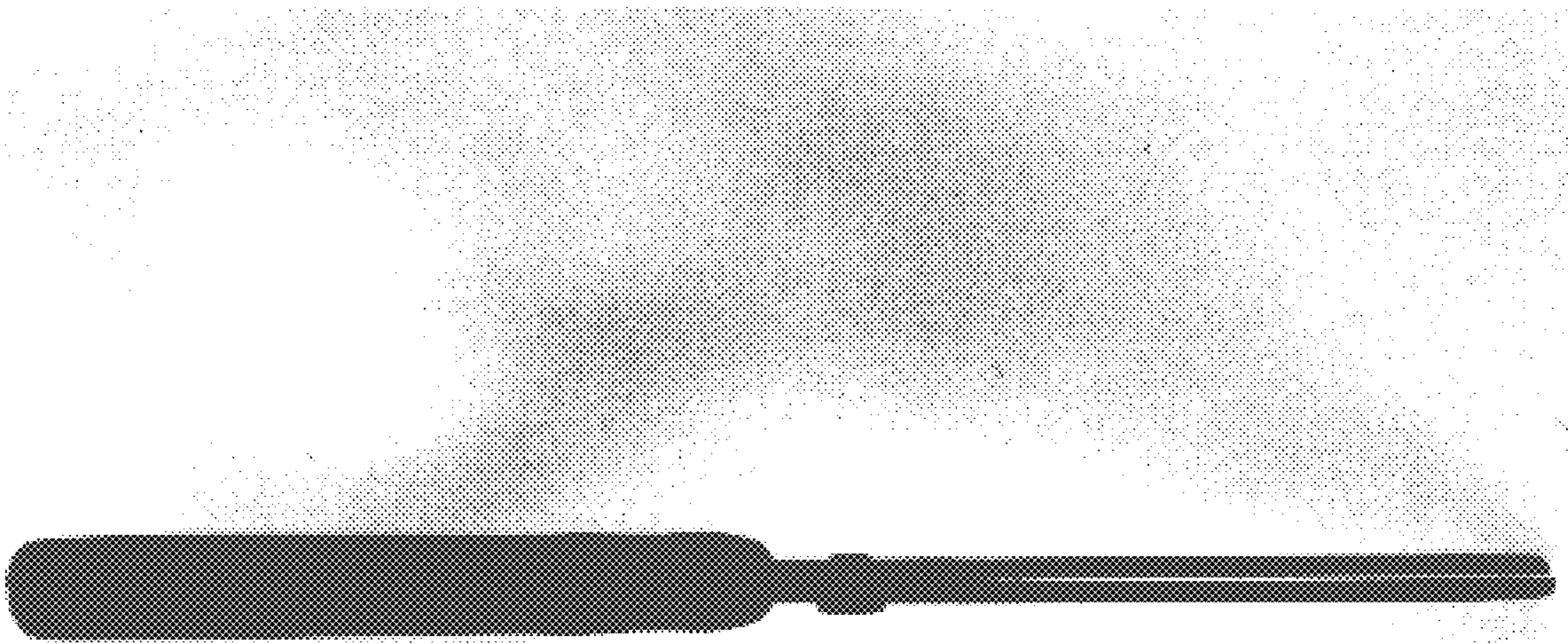


FIGURE 6




FIGURE 7

