



US00D431431S

United States Patent [19]

Allen et al.

[11] Patent Number: **Des. 431,431**

[45] Date of Patent: **** Oct. 3, 2000**

[54] **FENCE POST REMOVAL TOOL**

[75] Inventors: **Paul B. Allen; Ross A. Allen**, both of Hotchkiss, Colo.

[73] Assignee: **Allen Tool Company**, Hotchkiss, Colo.

[**] Term: **14 Years**

[21] Appl. No.: **29/117,126**

[22] Filed: **Jan. 18, 2000**

[51] **LOC (7) Cl.** **08-05**

[52] **U.S. Cl.** **D8/14; D8/19**

[58] **Field of Search** D8/14, 16, 19, D8/88, 89; 254/30, 131, 132, 31

[56] **References Cited**

U.S. PATENT DOCUMENTS

- D. 298,794 12/1988 Allen D8/19
- D. 308,006 5/1990 Robbins D8/14
- D. 337,412 7/1993 Ruggles D8/14

- 3,762,687 10/1973 De Rome et al. 254/30
- 5,009,394 4/1991 Marshall 254/30
- 5,224,687 7/1993 Geckler 254/30
- 5,833,215 11/1998 Vandenburg 254/30

Primary Examiner—Philip S. Hyder
Attorney, Agent, or Firm—Jacqueline S. Larson

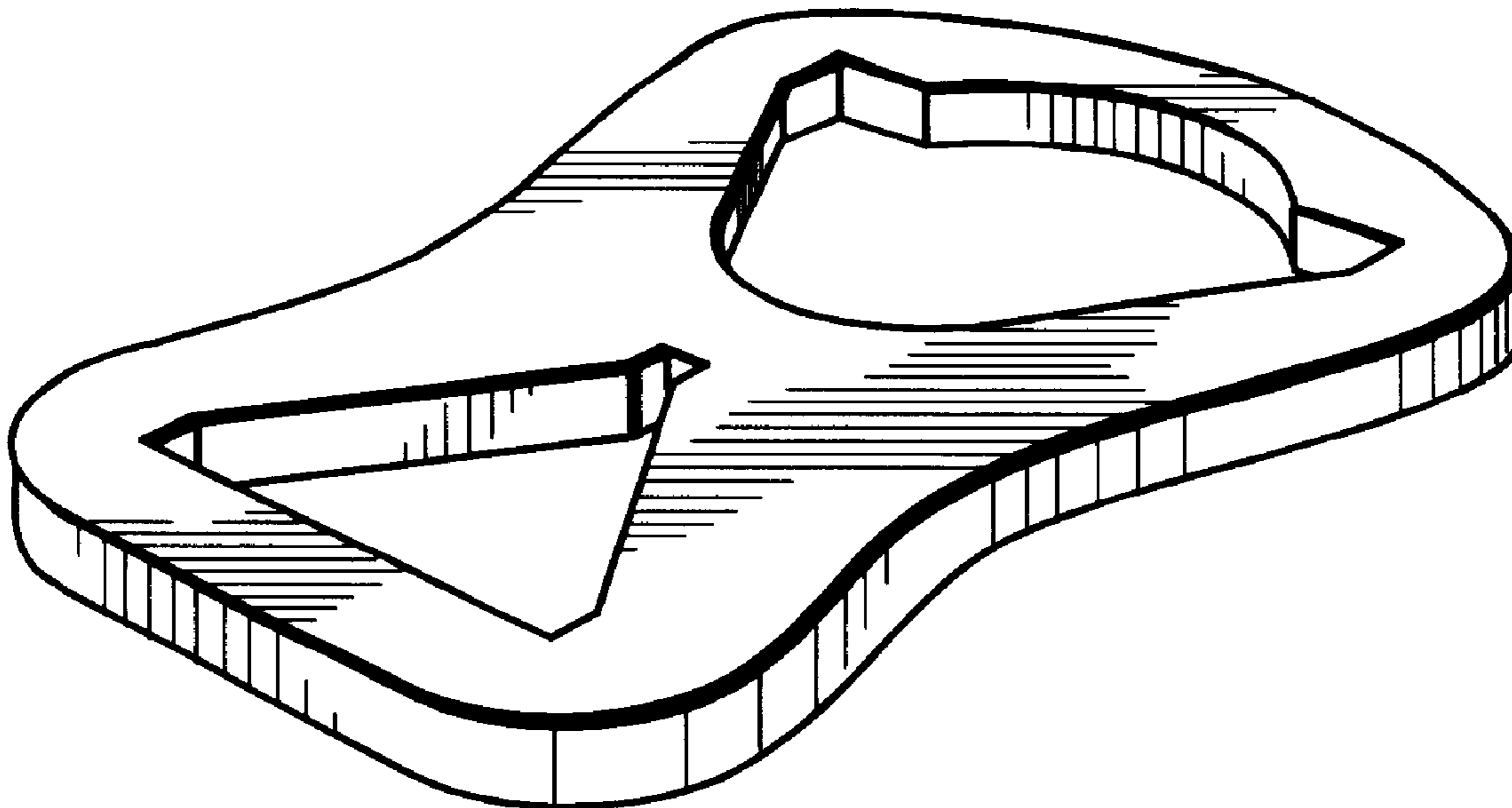
[57] **CLAIM**

The ornamental design for a fence post removal tool, as shown and described.

DESCRIPTION

FIG. 1 is a perspective view of a fence post removal tool, showing the new design;
 FIG. 2 is a lower end elevational view thereof;
 FIG. 3 is a front elevational view thereof, the rear being identical;
 FIG. 4 is a side elevational view thereof, the opposite side being identical; and,
 FIG. 5 is an upper end elevational view thereof.

1 Claim, 2 Drawing Sheets



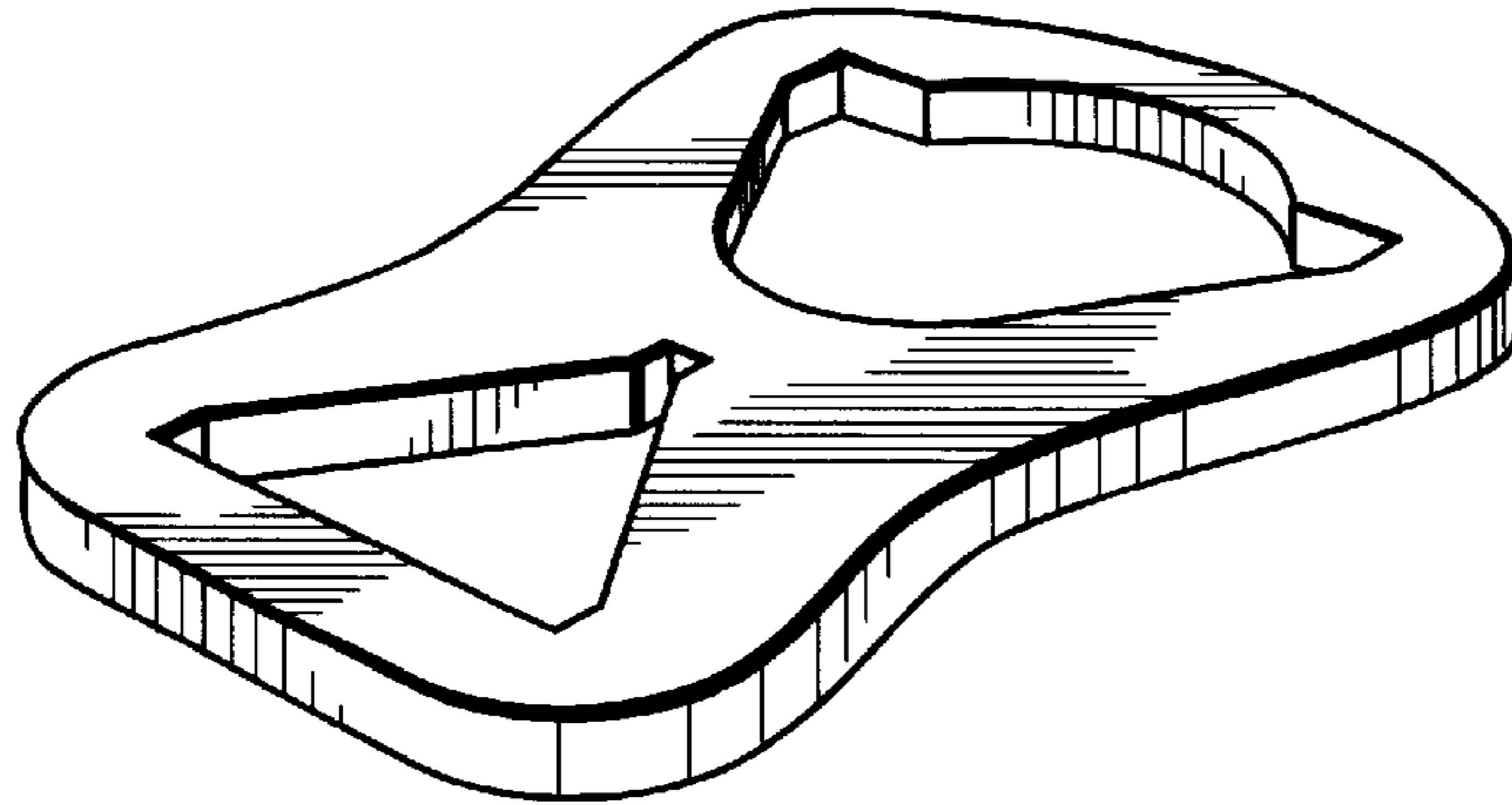


FIG. 1



FIG. 2

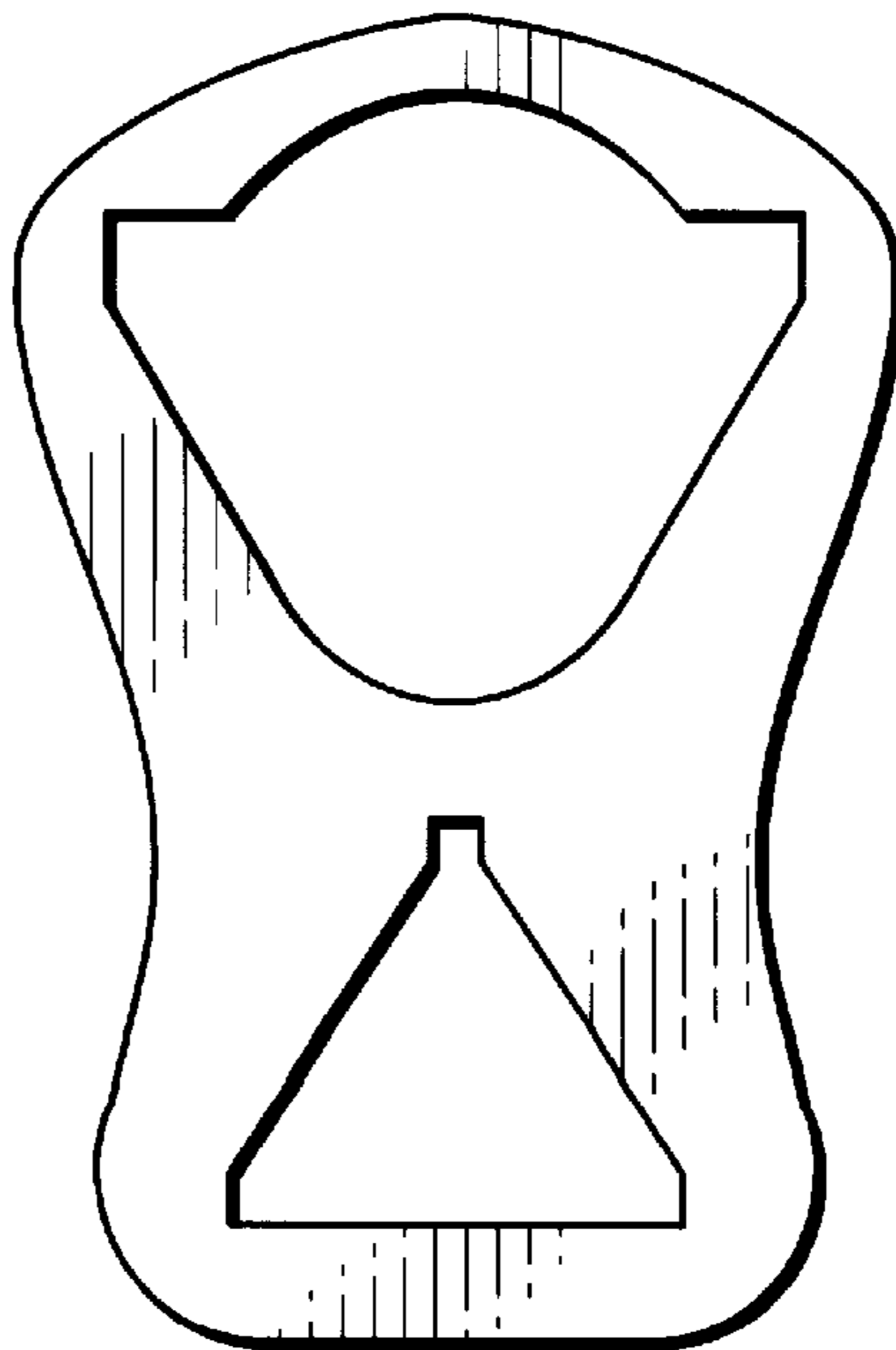


FIG. 3



FIG. 4



FIG. 5