



US00D431429S

United States Patent [19]

[11] Patent Number: **Des. 431,429**

Krull et al.

[45] Date of Patent: **** Oct. 3, 2000**

[54] **MOTOR HOUSING FOR A POWERED LAWN AND GARDEN IMPLEMENT**

4,188,719	2/1980	Hoff	30/122
4,651,422	3/1987	Everts	30/347
4,860,451	8/1989	Pilatowicz et al.	30/276
5,181,369	1/1993	Everts	56/12.7

[75] Inventors: **Michael Krull, Hilliard; Joseph A. Juratovac; R. Reade Harpham**, both of Columbus, all of Ohio

OTHER PUBLICATIONS

The Green Machine brochure, no page number, handle for trimmer, located in middle of page, Aug. 1987.
Weed eater brochure, no page number, handle for blower, located in middle of page, Apr. 1987.

[73] Assignee: **Jenn Feng Industrial Company, Ltd.**, Taiwan

Primary Examiner—Holly Baynham
Attorney, Agent, or Firm—Banner & Witcoff, Ltd.

[**] Term: **14 Years**

[21] Appl. No.: **29/071,519**

[57] CLAIM

[22] Filed: **May 30, 1997**

The ornamental design for a motor housing for a powered lawn and garden implement, as show and described.

[51] **LOC (7) Cl.** **08-01**

[52] **U.S. Cl.** **D8/8**

[58] **Field of Search** D8/8; 30/276; 56/127

DESCRIPTION

[56] References Cited

U.S. PATENT DOCUMENTS

D. 251,699	5/1979	Averitt	D8/8
D. 255,764	7/1980	Lombard	D8/8
D. 256,769	9/1980	Irelan	D8/8
D. 301,009	5/1989	Pilatowicz et al.	8/7
D. 305,198	12/1989	Waite et al.	D8/8
D. 307,860	5/1990	Ellis	D8/8
D. 317,852	7/1991	Fujiwara et al.	D8/8
D. 320,398	10/1991	Clivio	D15/16
D. 343,554	1/1994	Watanabe et al.	D8/8
D. 349,221	8/1994	Griffin	D8/8
D. 367,595	3/1996	Dahlberg et al.	D8/8
D. 368,005	3/1996	Lemcke	D8/8

FIG. 1 is a perspective view, taken from below and from the left, of a motor housing for a powered lawn and garden implement showing our new design;
FIG. 2 is a left-side elevational view thereof (the opposite side being symmetrical);
FIG. 3 is a perspective view taken from above and from the right thereof;
FIG. 4 is a plan view thereof;
FIG. 5 is a perspective view taken from above and from the rear thereof; and,
FIG. 6 is an environmental, reduced scale perspective view. The broken line showing of a partial shaft is for illustrative purposes only and forms no part of the claimed design.

1 Claim, 6 Drawing Sheets

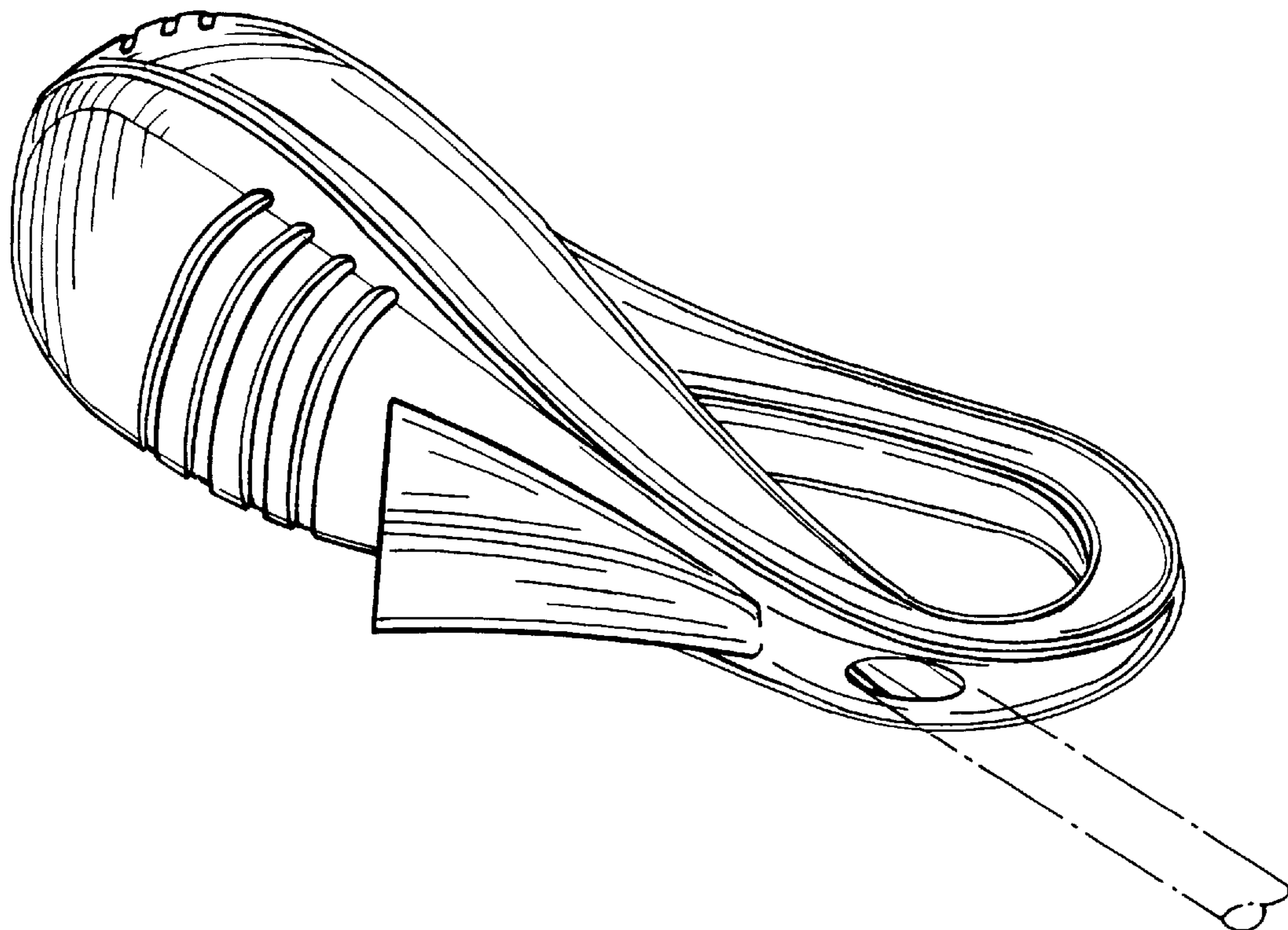


FIG. 1

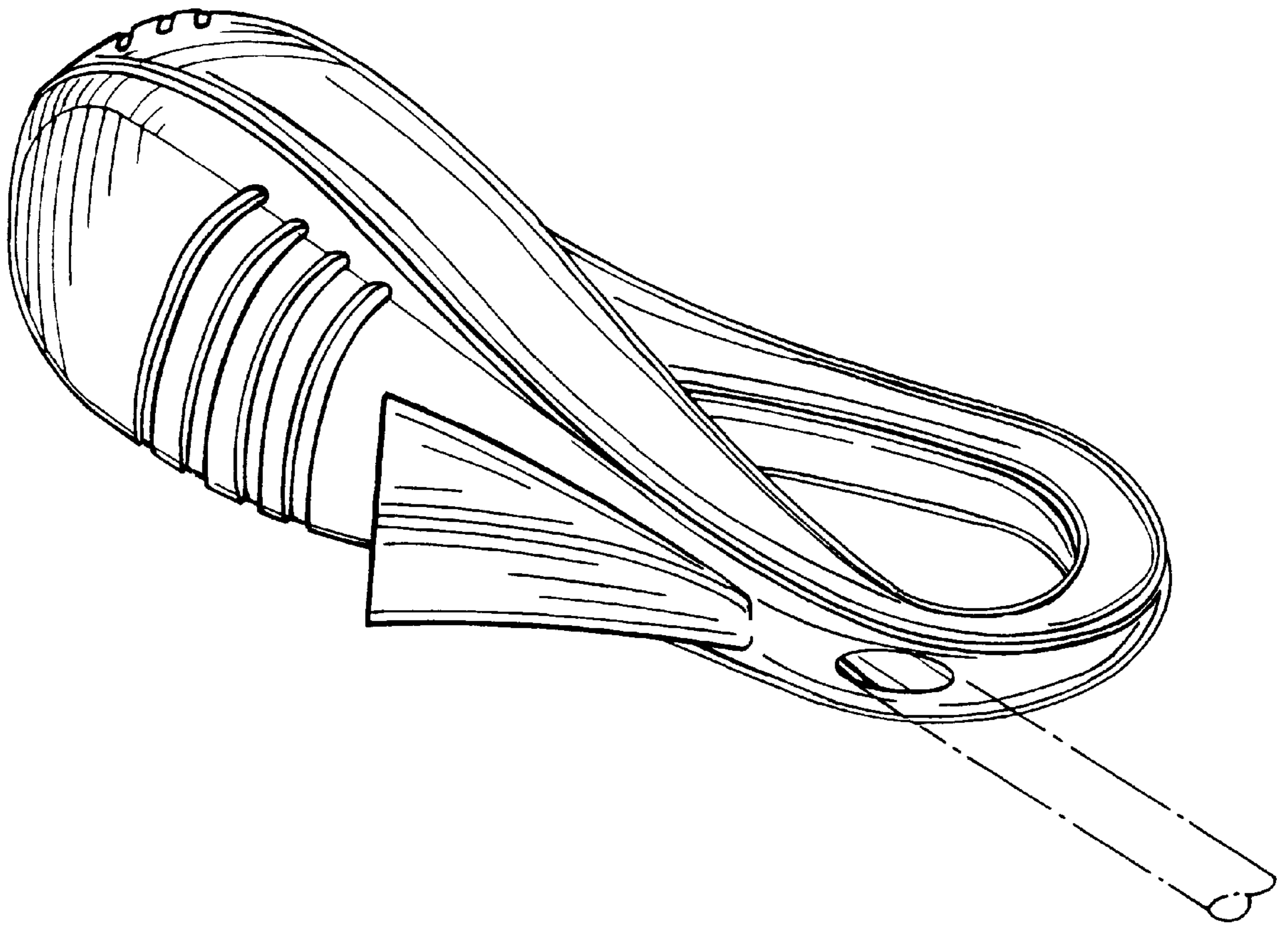


FIG. 2

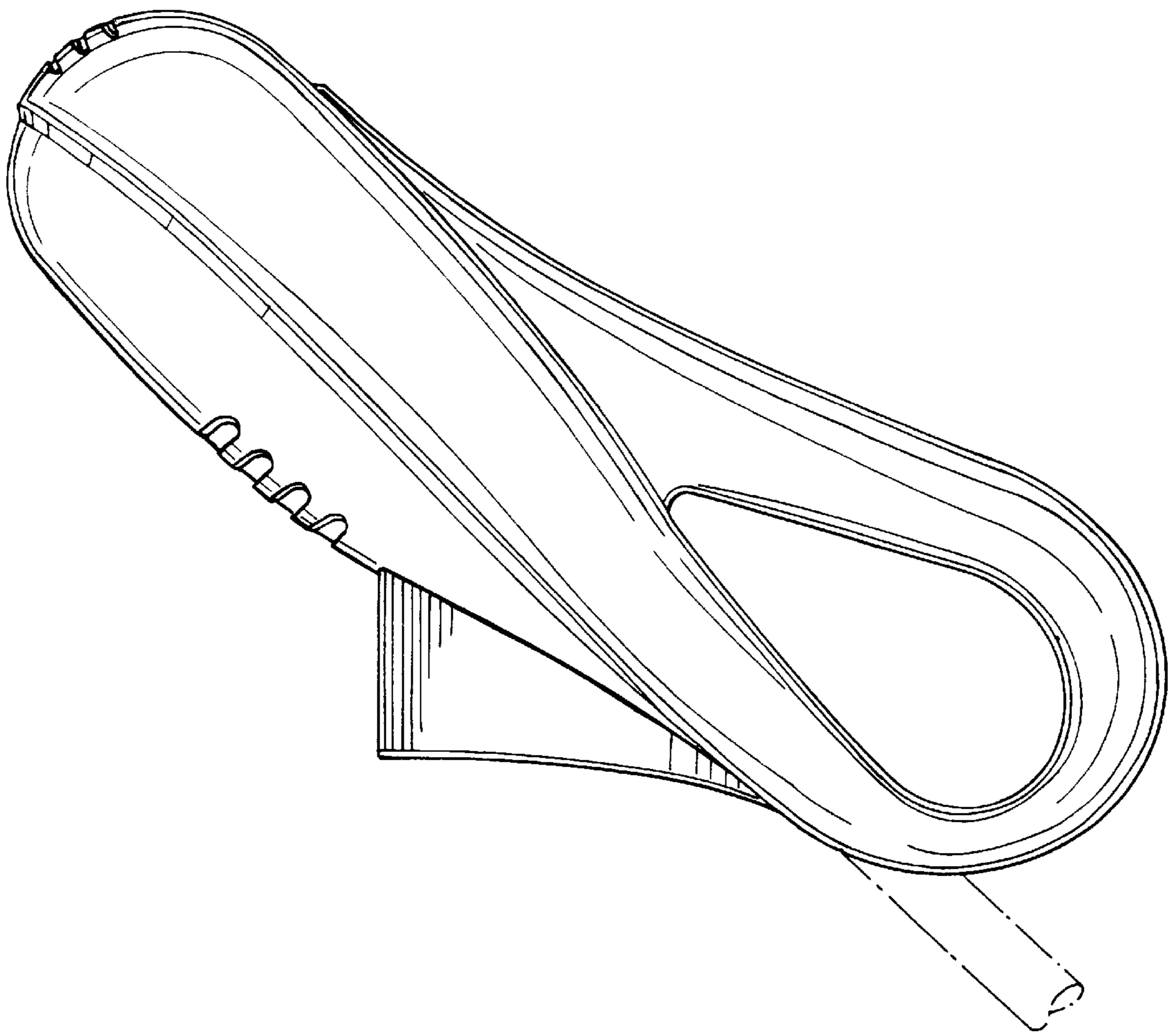


FIG. 3

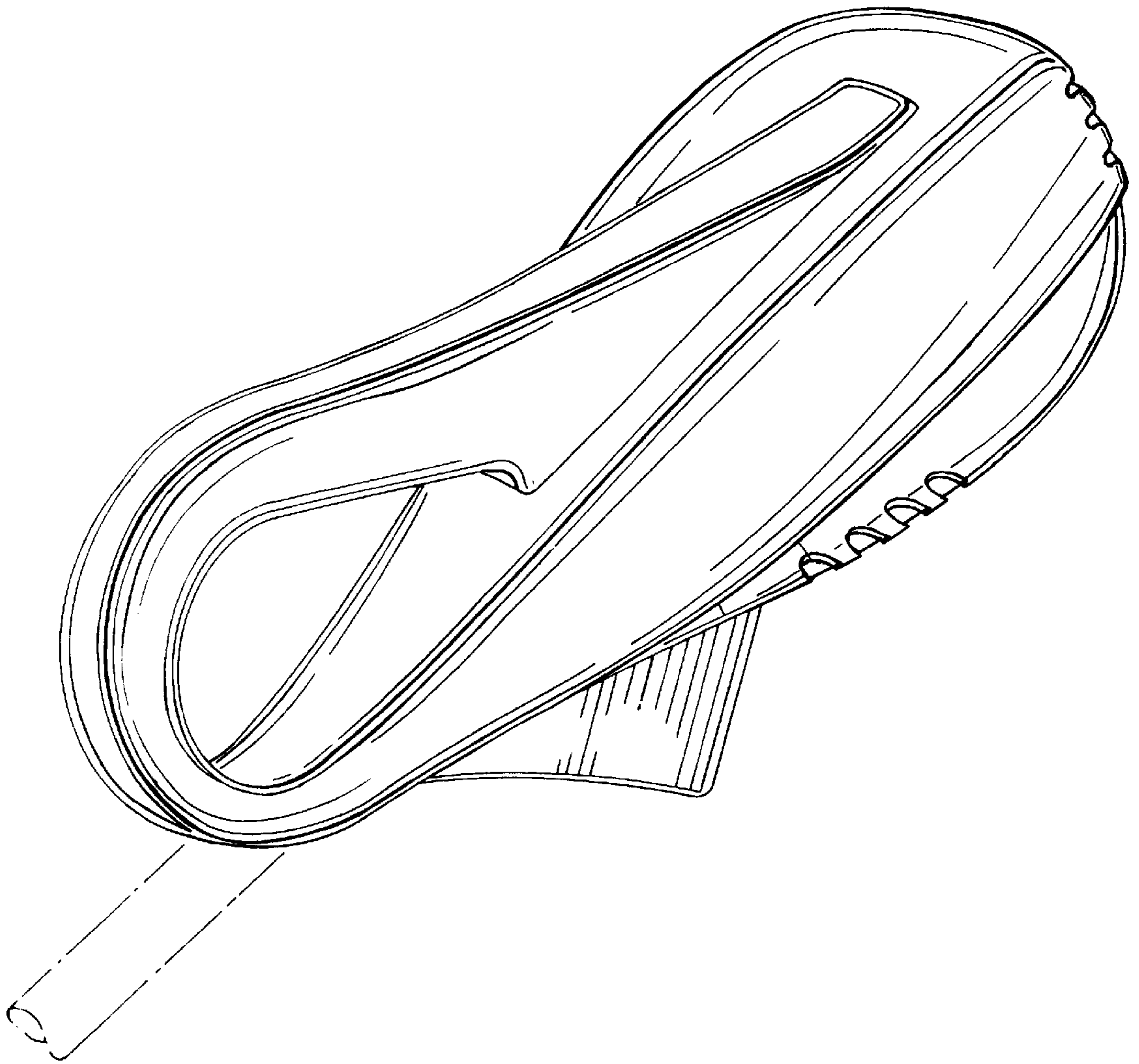


FIG. 4

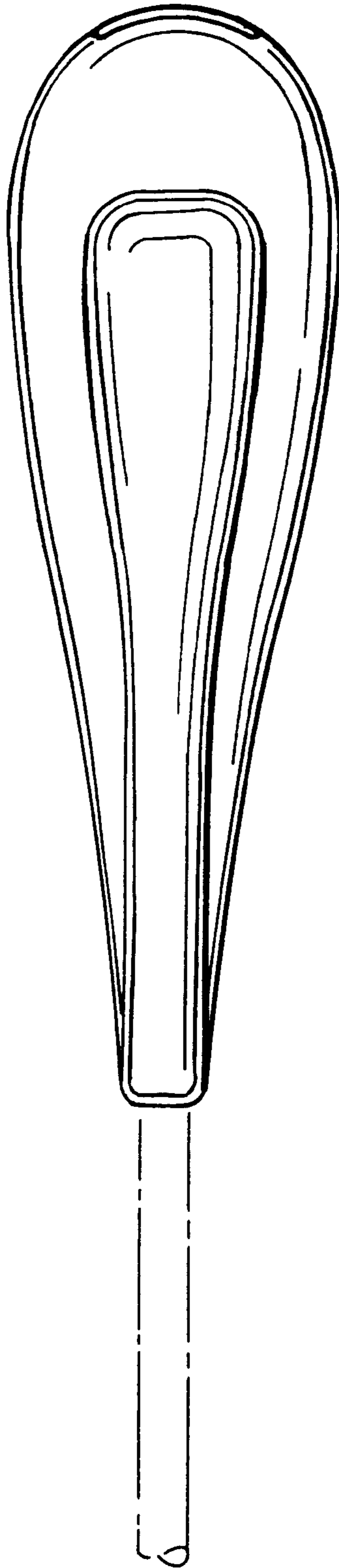


FIG. 5

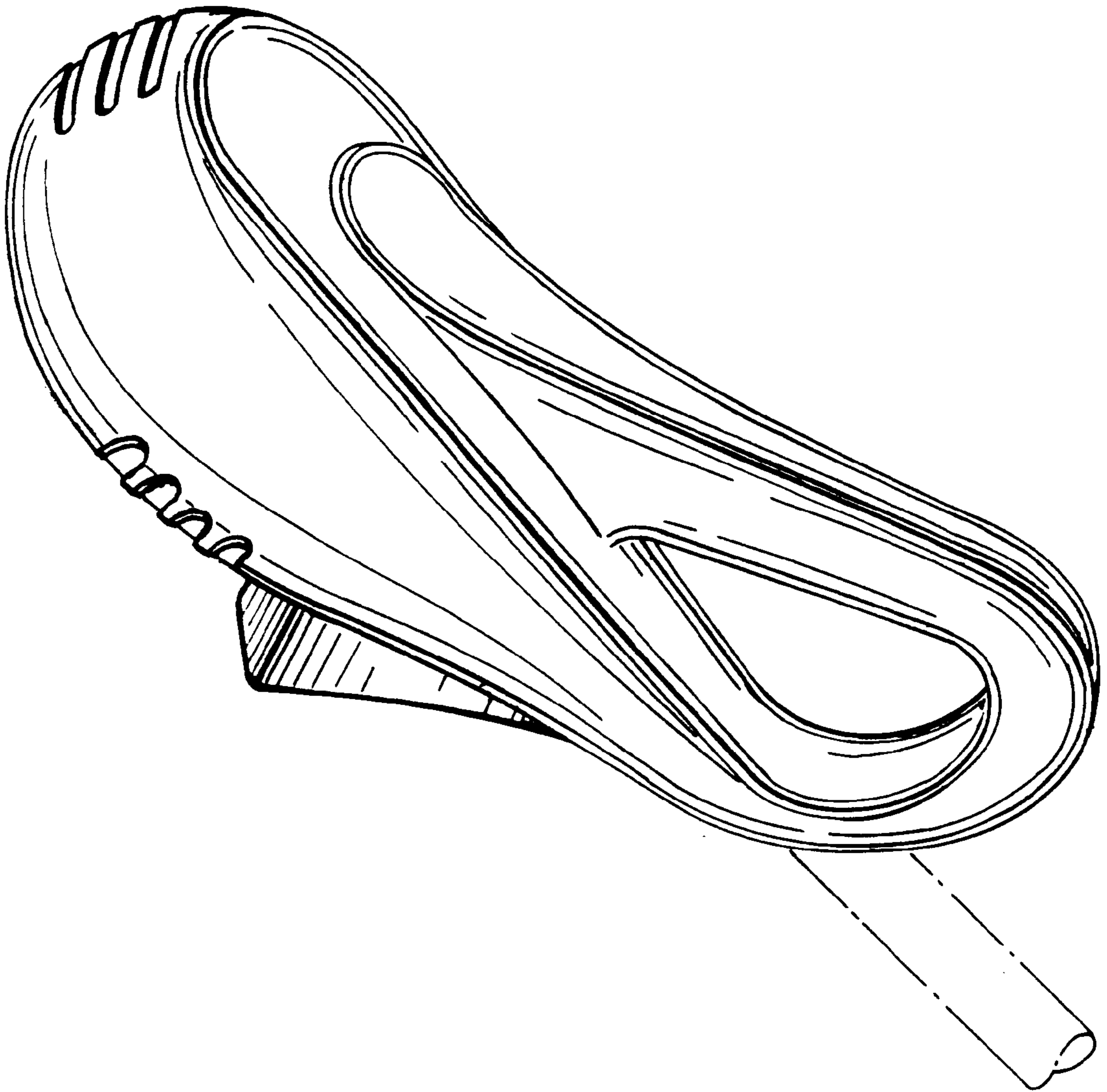


FIG. 6

