



US00D431401S

United States Patent [19]
Haney

[11] **Patent Number: Des. 431,401**
[45] **Date of Patent: ** Oct. 3, 2000**

[54] **WINDOW SEAT ARM REST**

5,660,433 8/1997 Bruhnke et al. 297/411.32
5,984,415 11/1999 Schumacher et al. 297/411.45

[75] Inventor: **Trevor R. Haney**, Wyoming, Mich.

[73] Assignee: **American Seating Company**, Grand Rapids, Mich.

[**] Term: **14 Years**

[21] Appl. No.: **29/111,206**

[22] Filed: **Sep. 24, 1999**

[51] **LOC (7) Cl.** **06-06**

[52] **U.S. Cl.** **D6/501**

[58] **Field of Search** D6/334, 335, 336,
D6/356, 360, 366, 368, 379, 381, 500,
501, 502; 297/232, 411.2, 411.32, 411.44,
411.45

[56] **References Cited**

U.S. PATENT DOCUMENTS

3,967,851 7/1976 Stier 297/411.32
5,558,401 9/1996 Singla Casasayas 297/232

Primary Examiner—Doris V. Coles
Assistant Examiner—Mimosa De
Attorney, Agent, or Firm—Dickinson Wright PLLC

[57] **CLAIM**

The ornamental design for a window seat arm rest, as shown and described.

DESCRIPTION

FIG. 1 is a perspective view of a window seat arm rest showing my new design in position of use, it being understood that the broken lines are for illustrative purposes only and form no part of the claimed design;

FIG. 2 is an enlarged left side elevation view thereof;

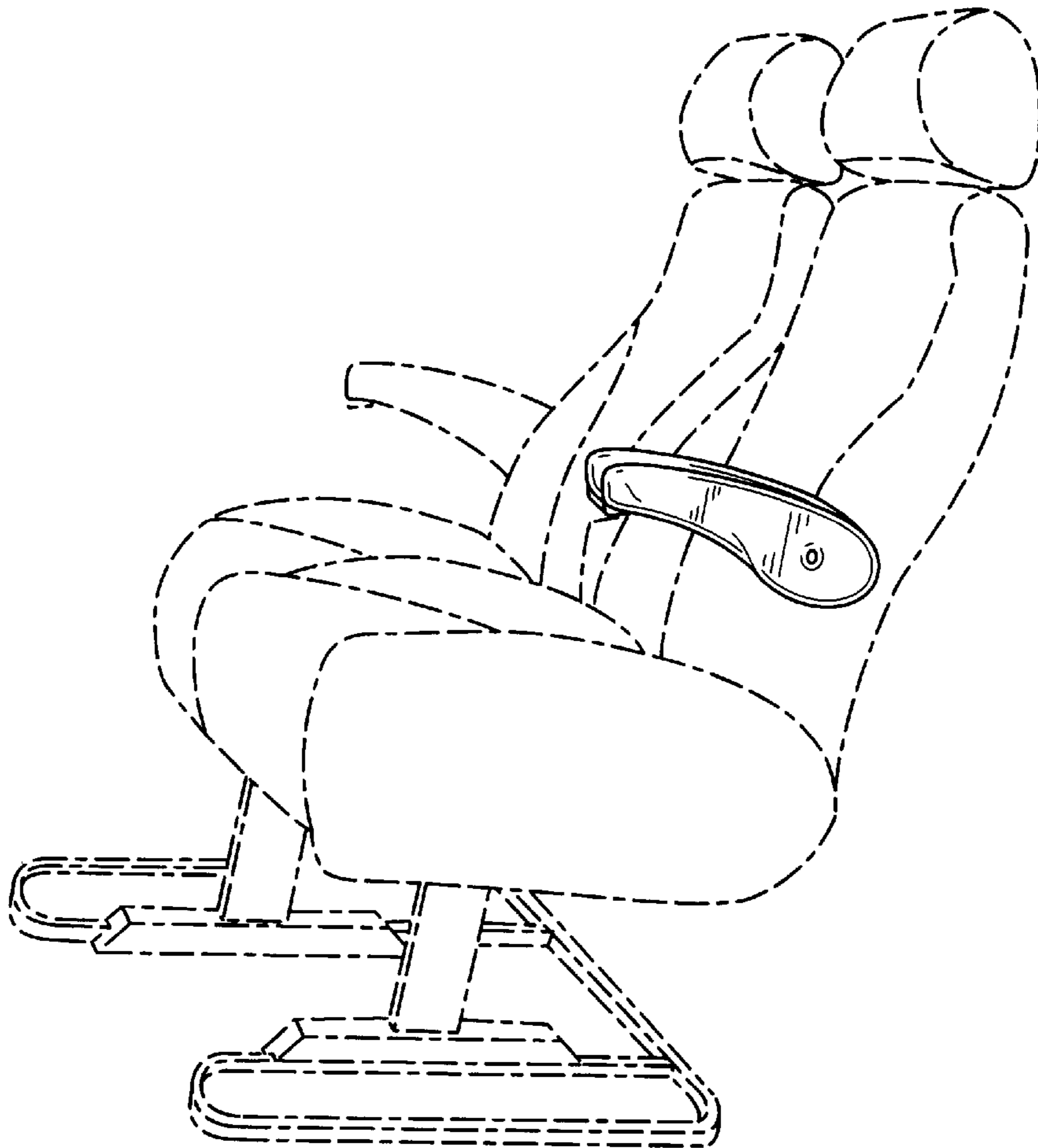
FIG. 3 is an enlarged top plan view thereof;

FIG. 4 is an enlarged bottom plan view thereof;

FIG. 5 is an enlarged front elevation view thereof; and,

FIG. 6 is an enlarged rear elevation view thereof.

1 Claim, 4 Drawing Sheets



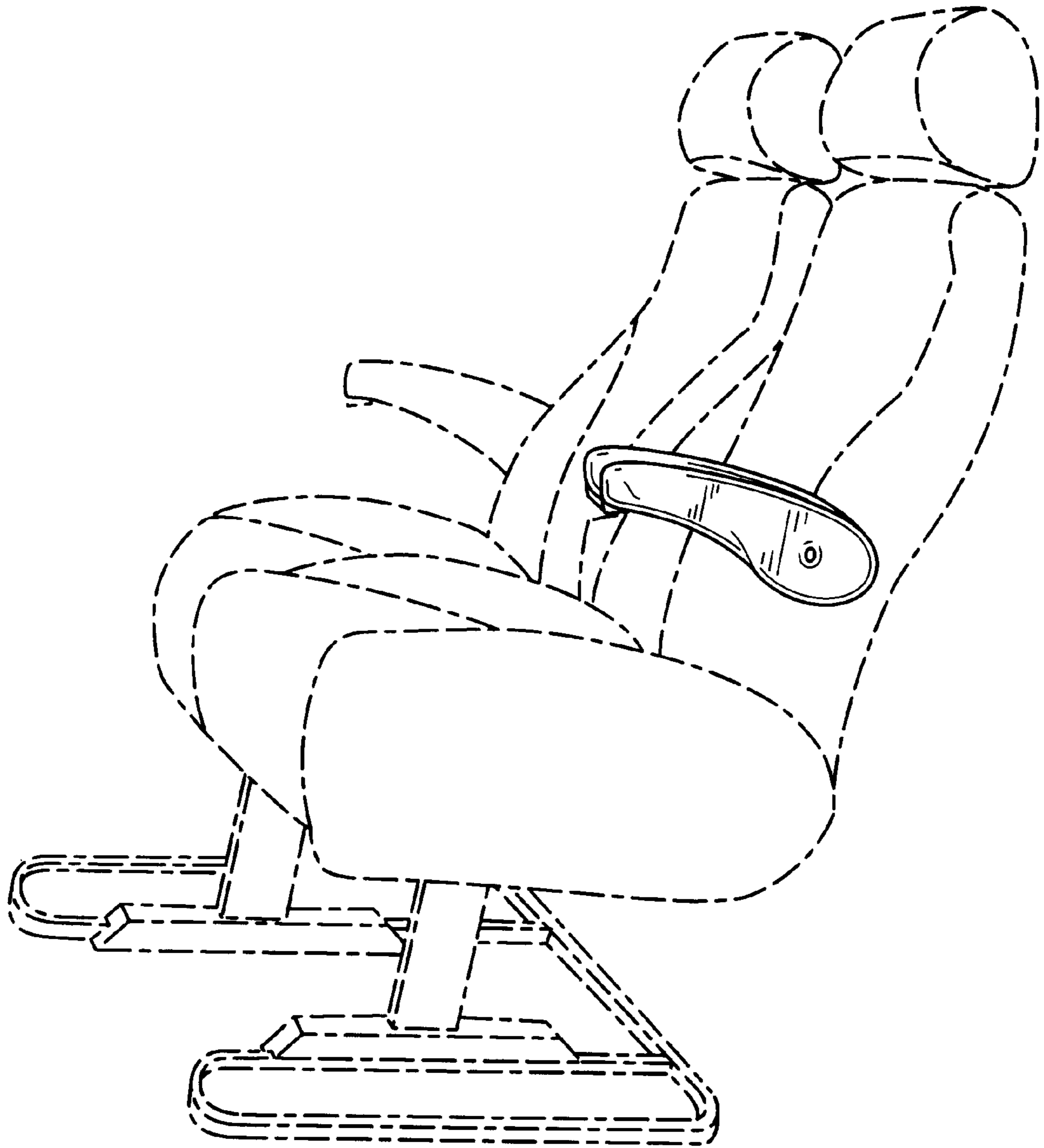


FIG. 1

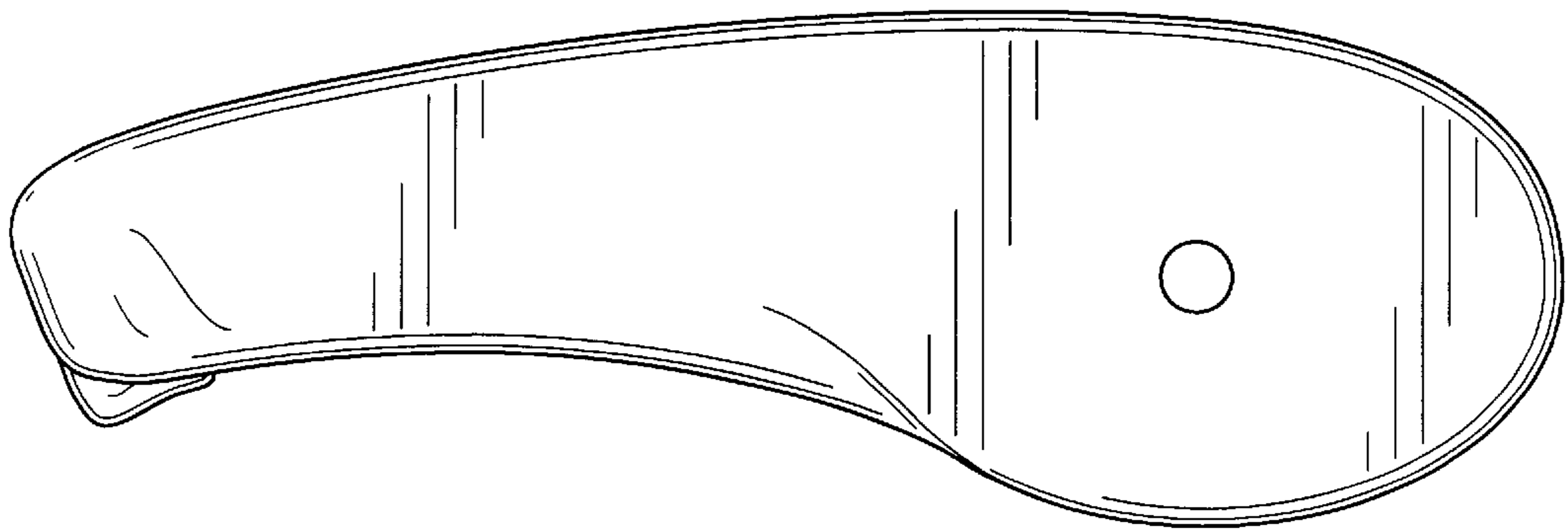


FIG. 2

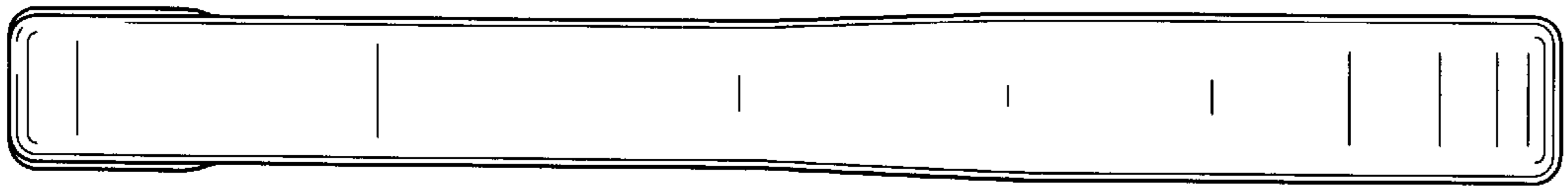


FIG. 3

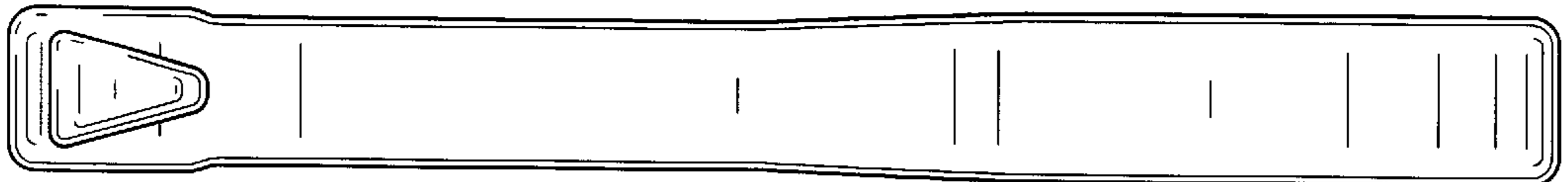


FIG. 4




FIG. 5




FIG. 6