



US00D431390S

United States Patent [19] DiPersia

[11] Patent Number: **Des. 431,390**

[45] Date of Patent: **** Oct. 3, 2000**

[54] **COMBINED CHINA HUTCH AND BUFFET**

[76] Inventor: **James L. DiPersia**, 196 High St., Closter, N.J. 07624

[**] Term: **14 Years**

[21] Appl. No.: **29/101,654**

[22] Filed: **Mar. 9, 1999**

[51] **LOC (7) Cl.** **06-04**

[52] **U.S. Cl.** **D6/437; D6/438**

[58] **Field of Search** D6/432-448, 396, D6/397; 312/204, 257

[56] **References Cited**

U.S. PATENT DOCUMENTS

- D. 227,845 7/1973 Adkinson D6/437
- D. 243,221 2/1977 Adkinson D6/438
- D. 372,139 7/1996 Walters, III et al. D6/438

- D. 378,879 4/1997 Keller D6/436
- D. 390,719 2/1998 Walters, III et al. D6/438
- D. 401,441 11/1998 De Blaay D6/438

Primary Examiner—Carmen H. Vales-Lado

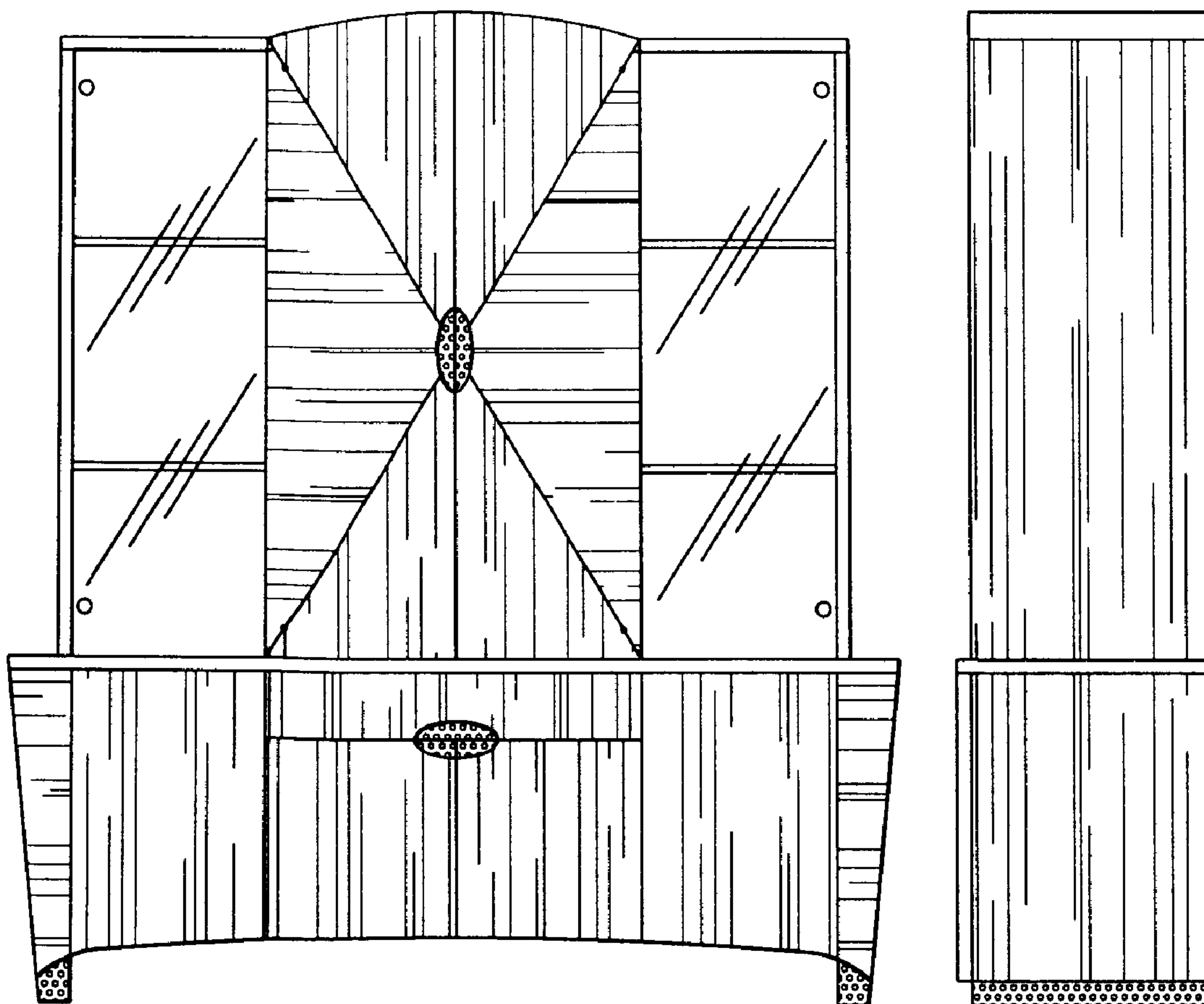
[57] **CLAIM**

The ornamental design for a combined china hutch and buffet, as shown and described.

DESCRIPTION

FIG. 1 is a front elevational view of a combined china hutch and buffet showing my new design;
 FIG. 2 is a bottom plan view thereof;
 FIG. 3 is right side elevational view thereof;
 FIG. 4 is a rear elevational view thereof;
 FIG. 5 is a left side elevational view thereof; and,
 FIG. 6 is a top plan view thereof.

1 Claim, 1 Drawing Sheet






FIG. 5

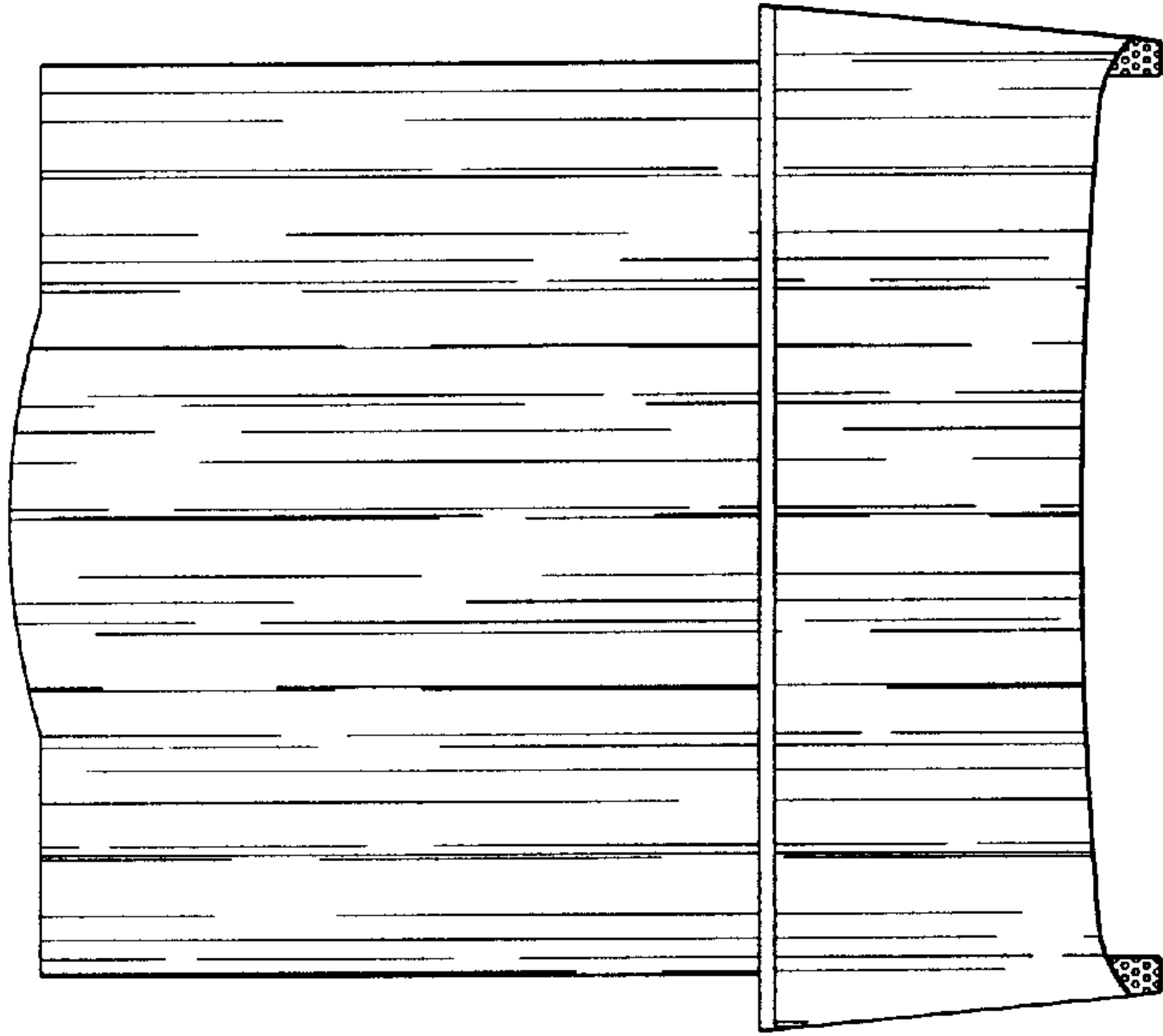


FIG. 4




FIG. 3

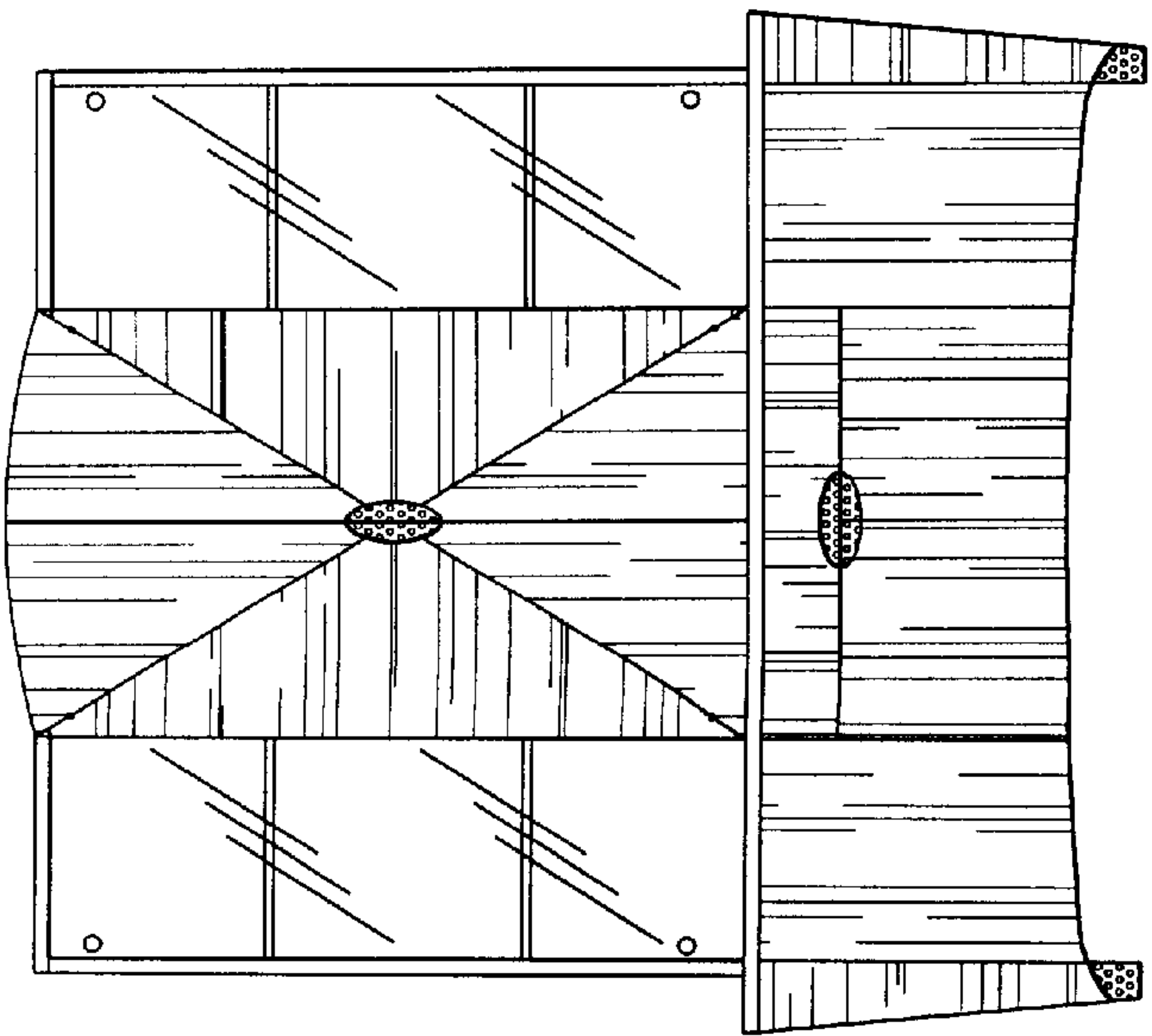


FIG. 1




FIG. 6




FIG. 2