



US00D431384S

United States Patent [19]
Frinier

[11] **Patent Number: Des. 431,384**

[45] **Date of Patent: ** Oct. 3, 2000**

[54] **CHAIR**

[75] Inventor: **Richard D. Frinier**, Long Beach, Calif.

[73] Assignee: **BJIP, Inc.**, Los Angeles, Calif.

[**] Term: **14 Years**

[21] Appl. No.: **29/107,843**

[22] Filed: **Jul. 14, 1999**

[51] **LOC (7) Cl.** **06-01**

[52] **U.S. Cl.** **D6/369**

[58] **Field of Search** D6/334, 335, 369,
D6/379, 381, 500, 501, 502; 297/451.9,
452.64

[56] **References Cited**

U.S. PATENT DOCUMENTS

- D. 190,569 6/1961 Mair D6/369
- D. 243,571 3/1977 Wisner D6/369
- D. 395,174 6/1998 Diaz-Azcuy D6/369

D. 396,360 7/1998 Zimmermann D6/379

Primary Examiner—Gary D. Watson
Attorney, Agent, or Firm—Christie, Parker & Hale, LLP

[57] **CLAIM**

The ornamental design for a chair, as shown and described.

DESCRIPTION

FIG. 1 is a perspective view showing my new design; FIG. 2 is a side elevational view taken from the left side of FIG. 1, the opposite side of the chair being a mirror image of the view shown in FIG. 2; FIG. 3 is a front elevational view. FIG. 4 is a back elevational view; and, FIG. 5 is a top view of the design. The fragmented depiction of the line or wrapped legs and arm rest members is understood to be continuous. The fragmented depiction of a weave pattern shown on the body of the chair is understood to repeat uniformly throughout the circumscribed area.

1 Claim, 5 Drawing Sheets



FIG. 1




FIG. 2

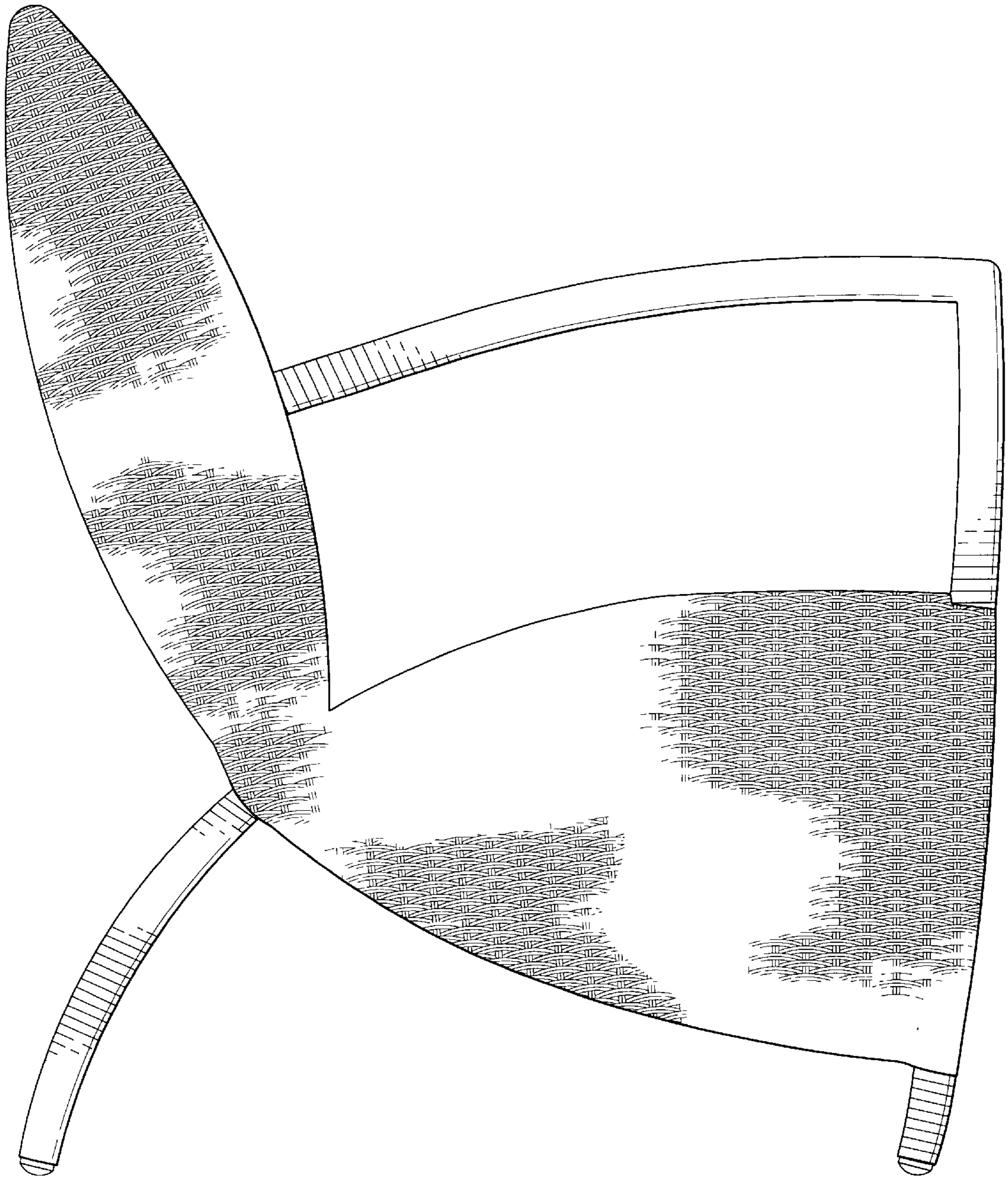


FIG. 3

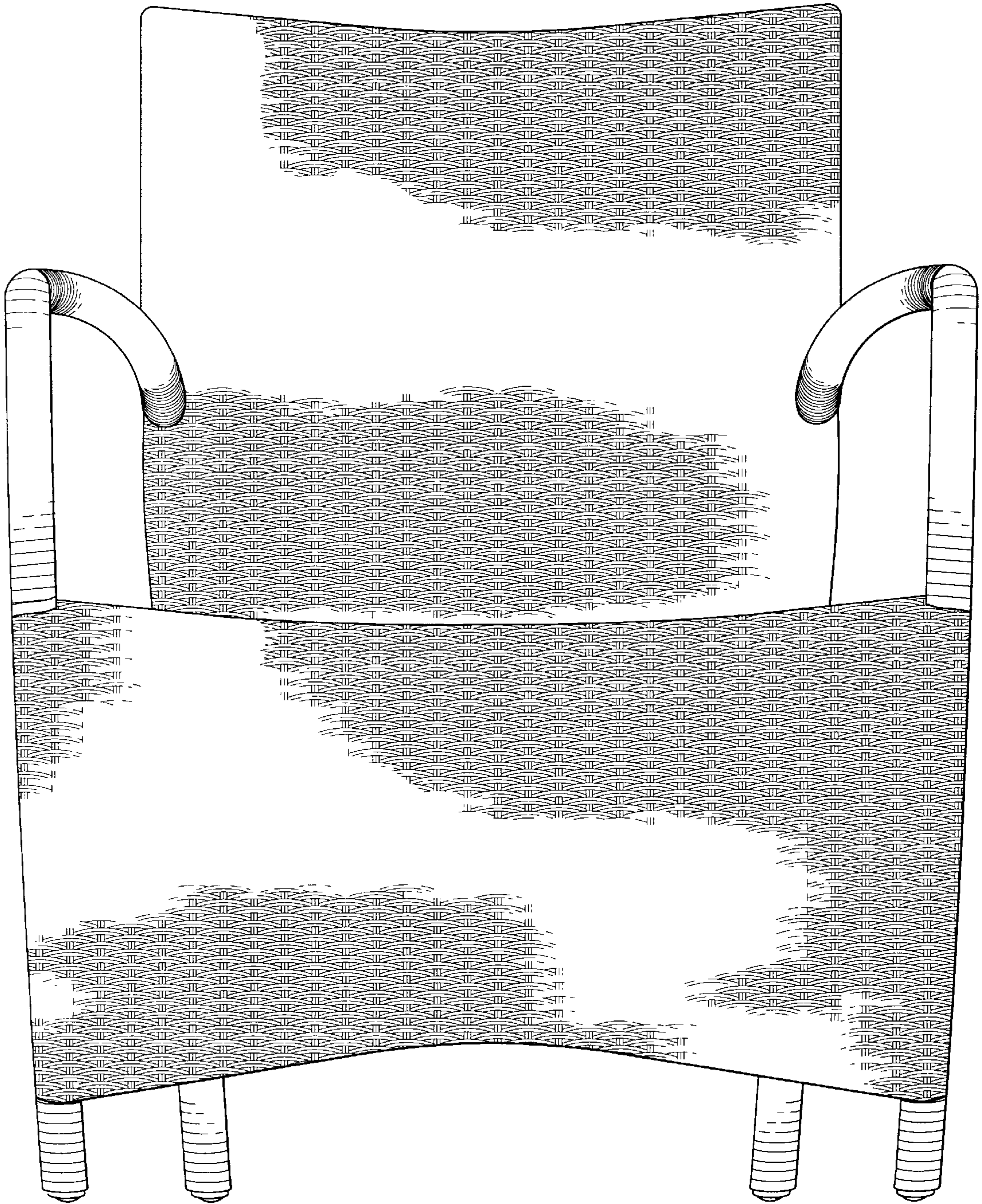


FIG. 4

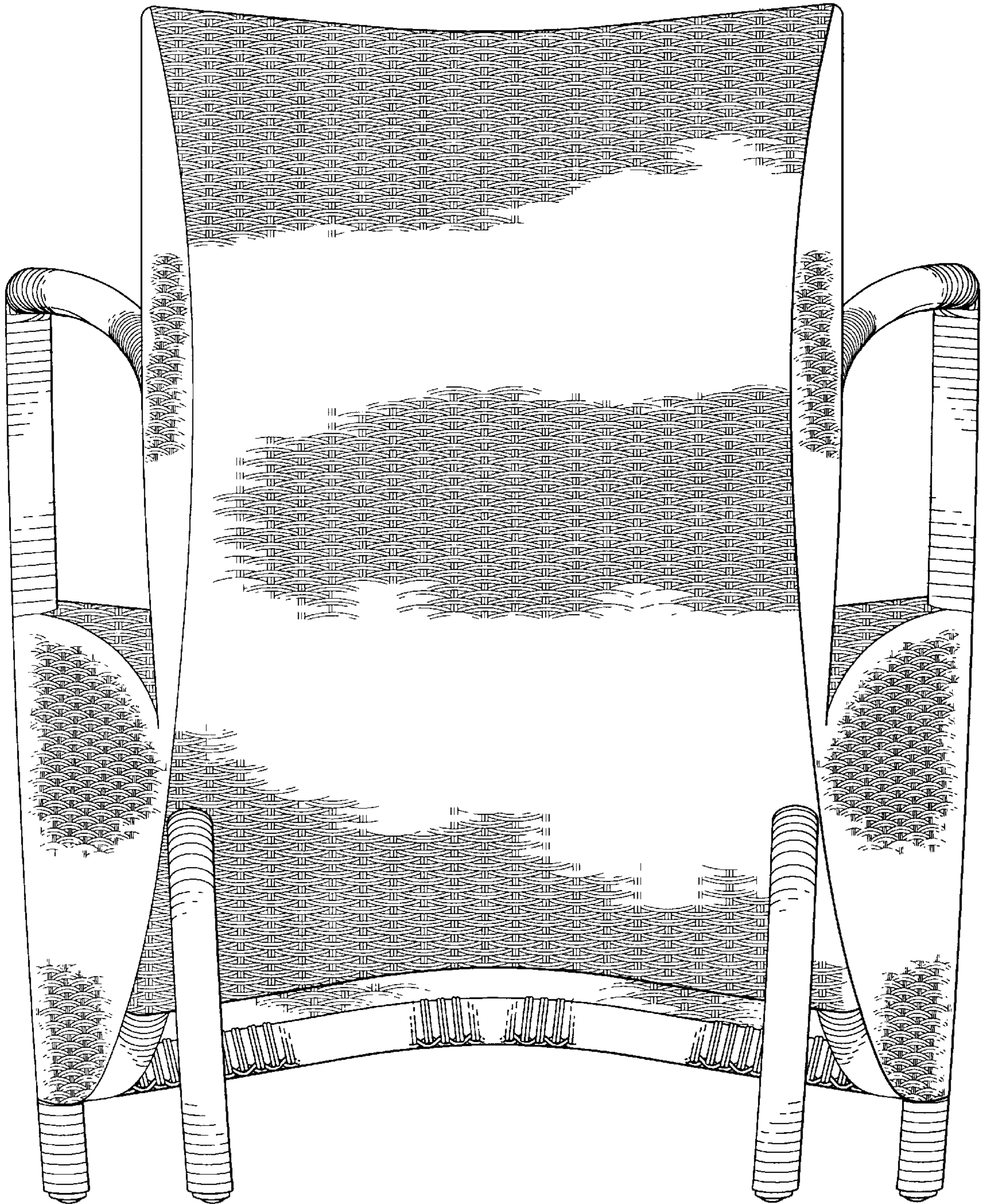


FIG. 5

