



US00D431381S

United States Patent [19] Gomez

[11] **Patent Number: Des. 431,381**
[45] **Date of Patent: ** Oct. 3, 2000**

[54] **LOUNGE CHAIR**

[75] Inventor: **Didier Gomez**, Paris, France

[73] Assignee: **Roset S.A.**, Serrieres de Briord, France

[*] Notice: This patent is subject to a terminal disclaimer.

[**] Term: **14 Years**

[21] Appl. No.: **29/107,669**

[22] Filed: **Jul. 9, 1999**

[30] **Foreign Application Priority Data**

Jan. 13, 1999 [XH] Hague Agreement DM/046 923

[51] **LOC (7) Cl.** **06-01**

[52] **U.S. Cl.** **D6/361; D6/377**

[58] **Field of Search** D6/334, 335, 336,
D6/360, 361, 377, 381, 500, 501, 502;
297/232

[56] **References Cited**

U.S. PATENT DOCUMENTS

D. 255,513 6/1980 Collins D6/377

D. 339,246 9/1993 Hutton D6/377
D. 390,029 2/1998 Hutton D6/377
D. 403,874 1/1999 Gohman D6/377
D. 404,930 2/1999 Gibson D6/377

Primary Examiner—Gary D. Watson
Attorney, Agent, or Firm—Mathews, Collins, Shepherd & Gould, P.A.

[57] **CLAIM**

The ornamental design for a lounge chair, as shown and described.

DESCRIPTION

FIG. 1 is a front perspective view of a lounge chair, showing my new design;

FIG. 2 is a front elevational view thereof;

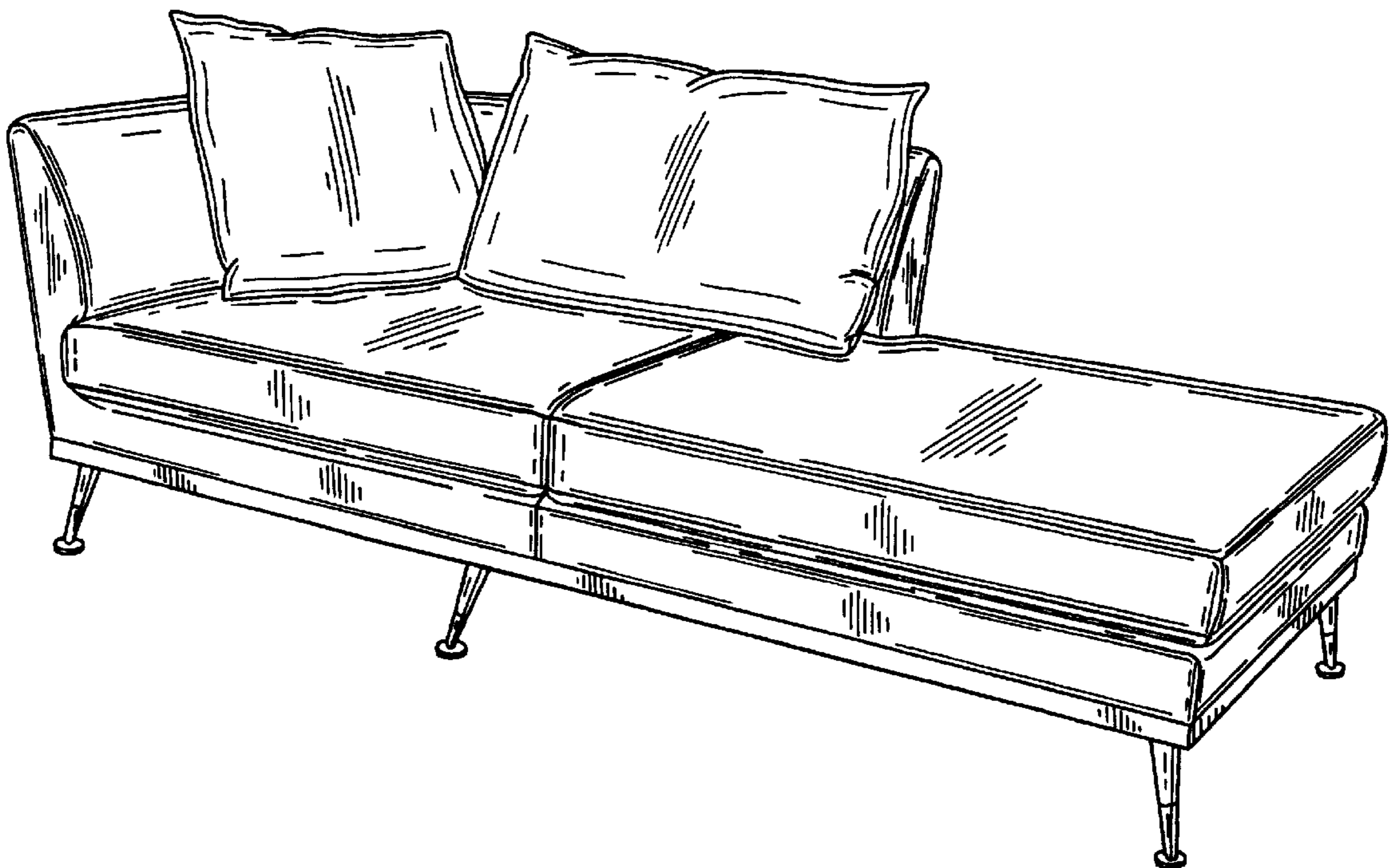
FIG. 3 is a side elevational view thereof, taken from the left of FIG. 2;

FIG. 4 is a side elevational view thereof, taken from the right of FIG. 2;

FIG. 5 is a rear elevational view thereof; and,

FIG. 6 is top plan view thereof.

1 Claim, 2 Drawing Sheets



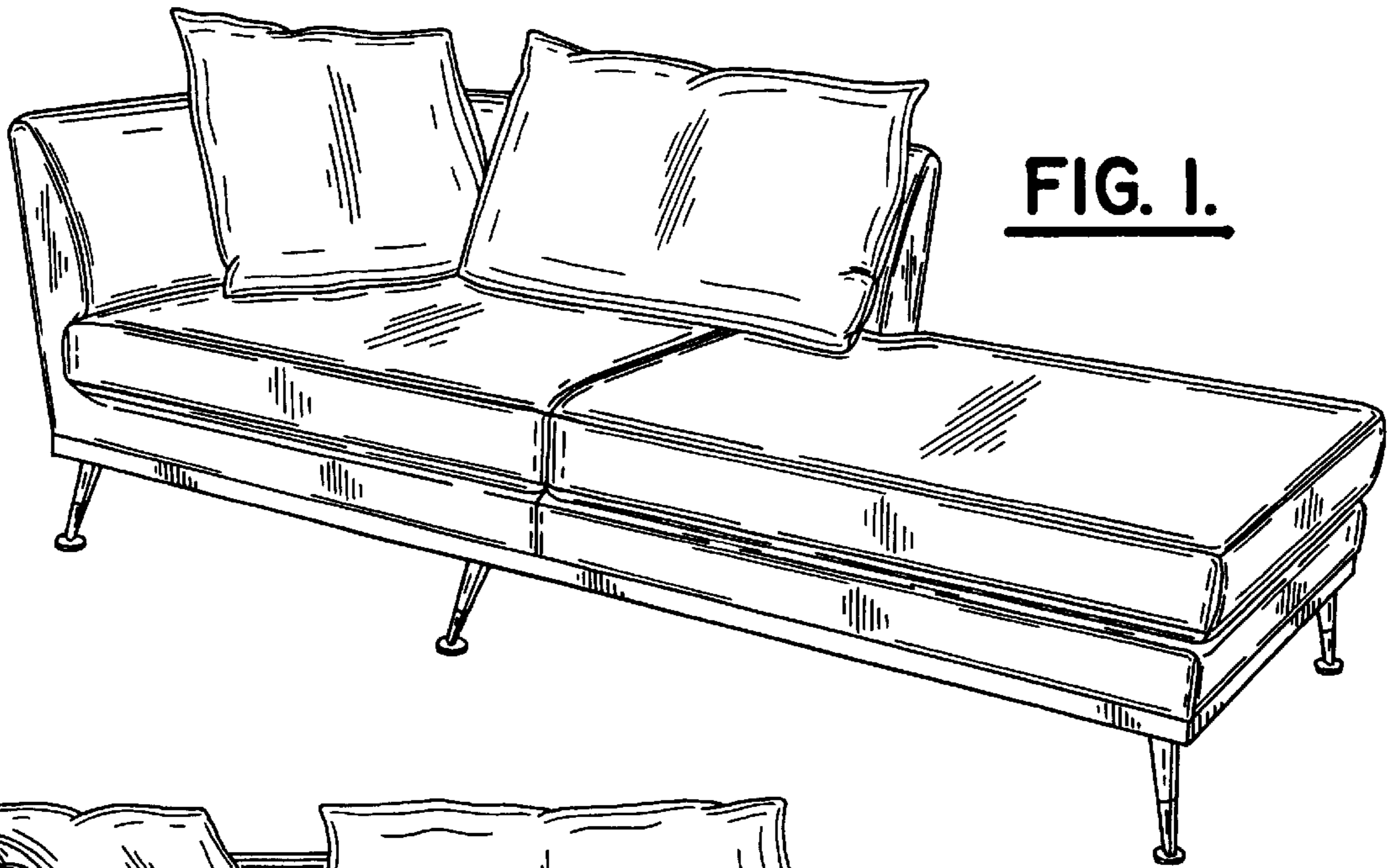


FIG. 1.

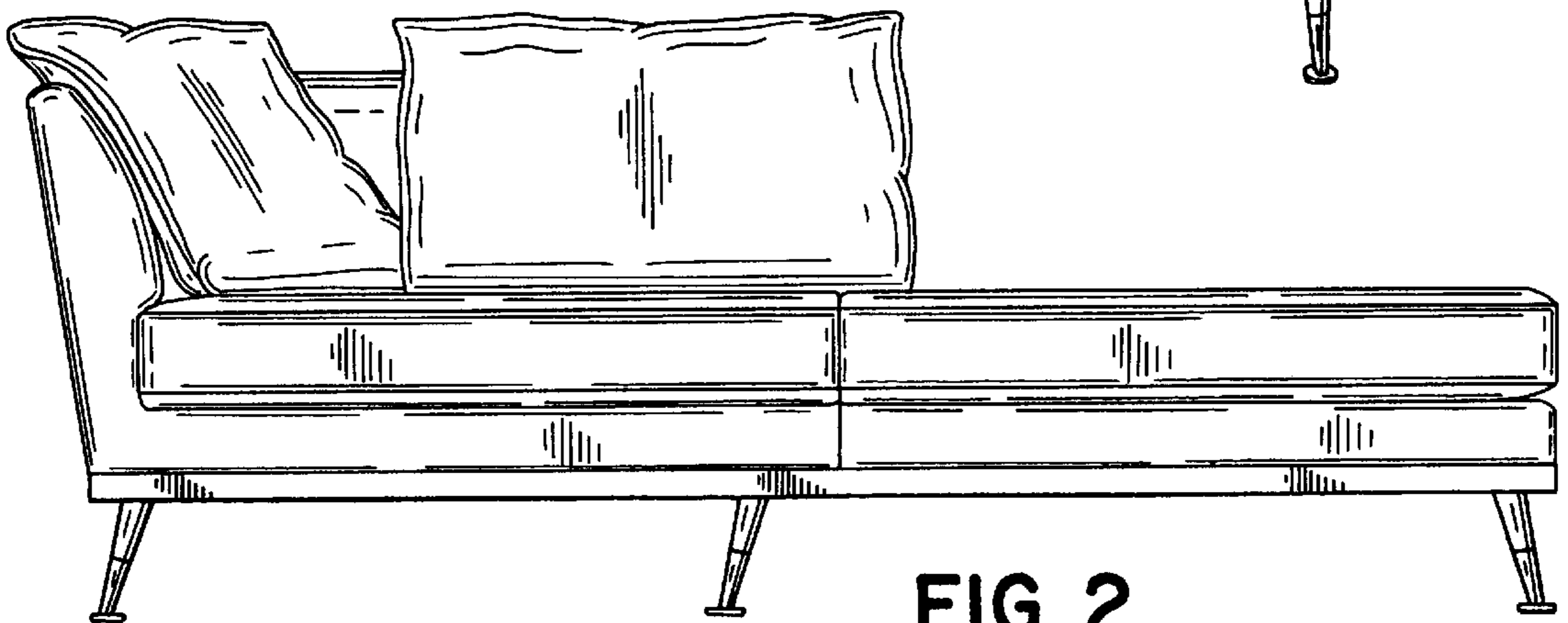


FIG. 2.




FIG. 3.

FIG. 4.





FIG. 5.

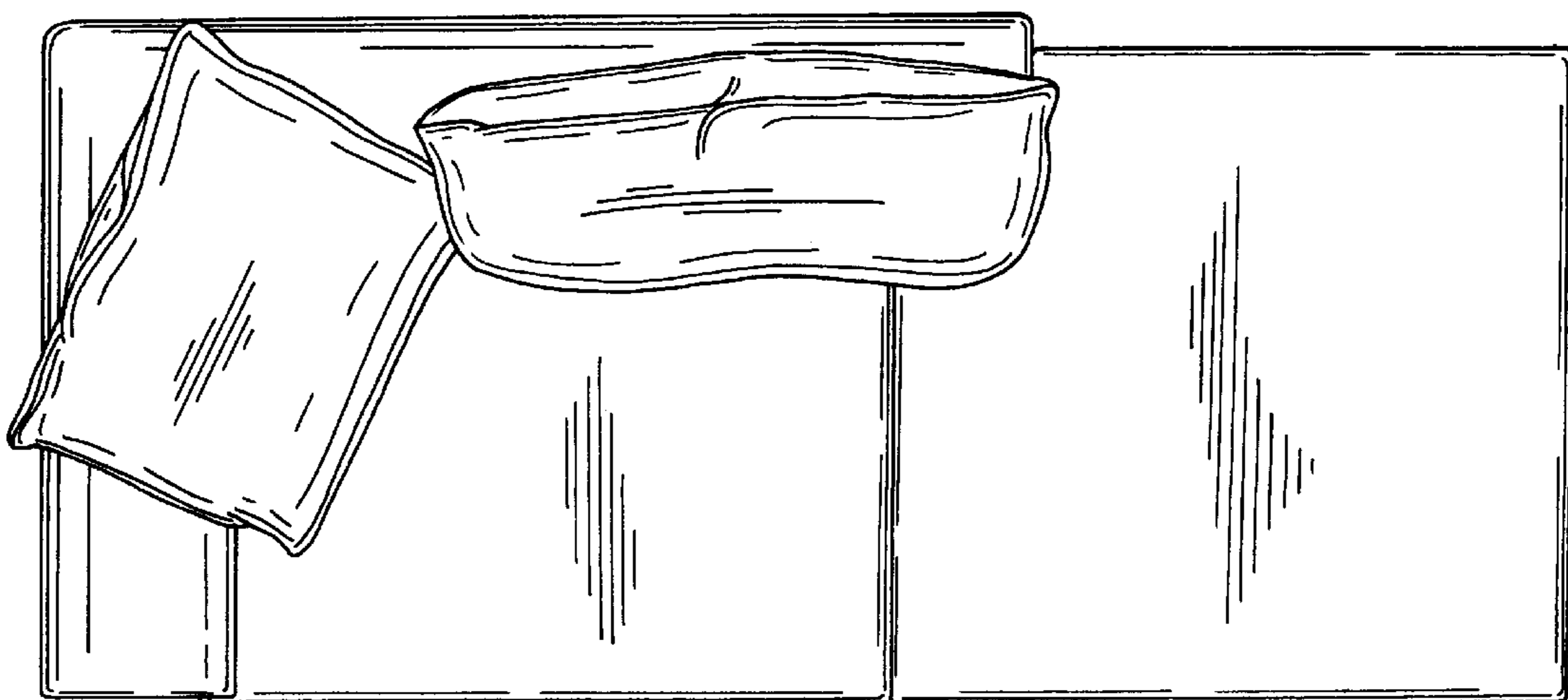


FIG. 6.