



US00D431376S

United States Patent [19]
Abdi

[11] **Patent Number: Des. 431,376**

[45] **Date of Patent: ** Oct. 3, 2000**

[54] **SLOTTED HANGER**

[75] Inventor: **Abraham Abdi**, Orange, Calif.

[73] Assignee: **Merrick Engineering, Inc**, Corona, Calif.

[**] Term: **14 Years**

[21] Appl. No.: **29/117,319**

[22] Filed: **Jan. 24, 2000**

[51] **LOC (7) Cl.** **06-08**

[52] **U.S. Cl.** **D6/317; D6/319; D6/327**

[58] **Field of Search** **D6/315, 316-319, D6/327; 211/113, 119; 223/85, 87-96**

[56] **References Cited**

U.S. PATENT DOCUMENTS

D. 272,594	2/1984	Brown .	
D. 330,635	11/1992	Licari	D6/317
D. 340,137	10/1993	Tocci	D6/317
4,416,401	11/1983	King	223/92
5,806,727	9/1998	Joseph	223/92

Primary Examiner—B. J. Bullock
Attorney, Agent, or Firm—G. Donald Weber, Jr.

[57] **CLAIM**

The ornamental design for a slotted hanger, as shown and described.

DESCRIPTION

FIG. 1 is an oblique view of the slotted hanger of the instant invention.

FIG. 2 is an elevation view of one side of the slotted hanger as shown in FIG. 1. The reverse side view is the mirror image thereof.

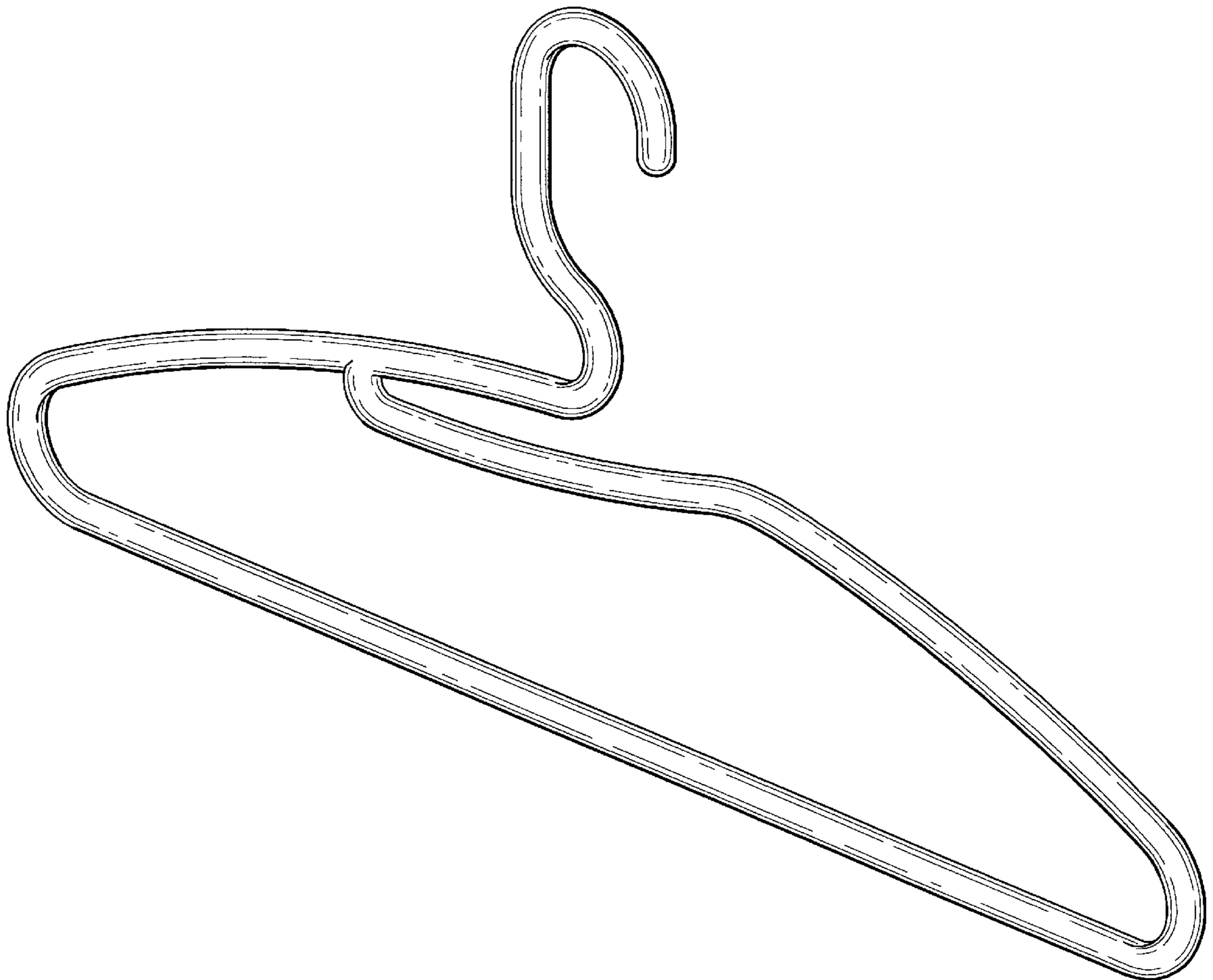
FIG. 3 is an elevation view of the left end of the slotted hanger as shown in FIG. 2.

FIG. 4 is an elevation view of the right end of the slotted hanger shown in FIG. 2.

FIG. 5 is a top view of the slotted hanger shown in FIG. 2; and,

FIG. 6 is a bottom view of the slotted hanger shown in FIG. 2.

1 Claim, 2 Drawing Sheets






Fig. 1

Fig. 5

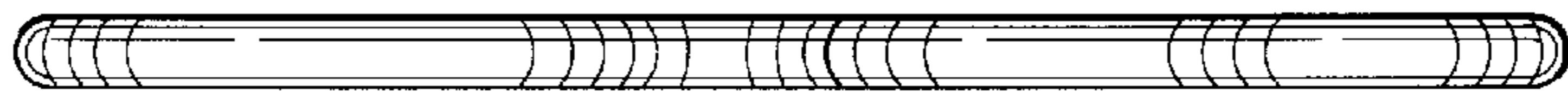
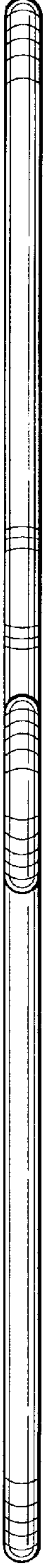


Fig. 3

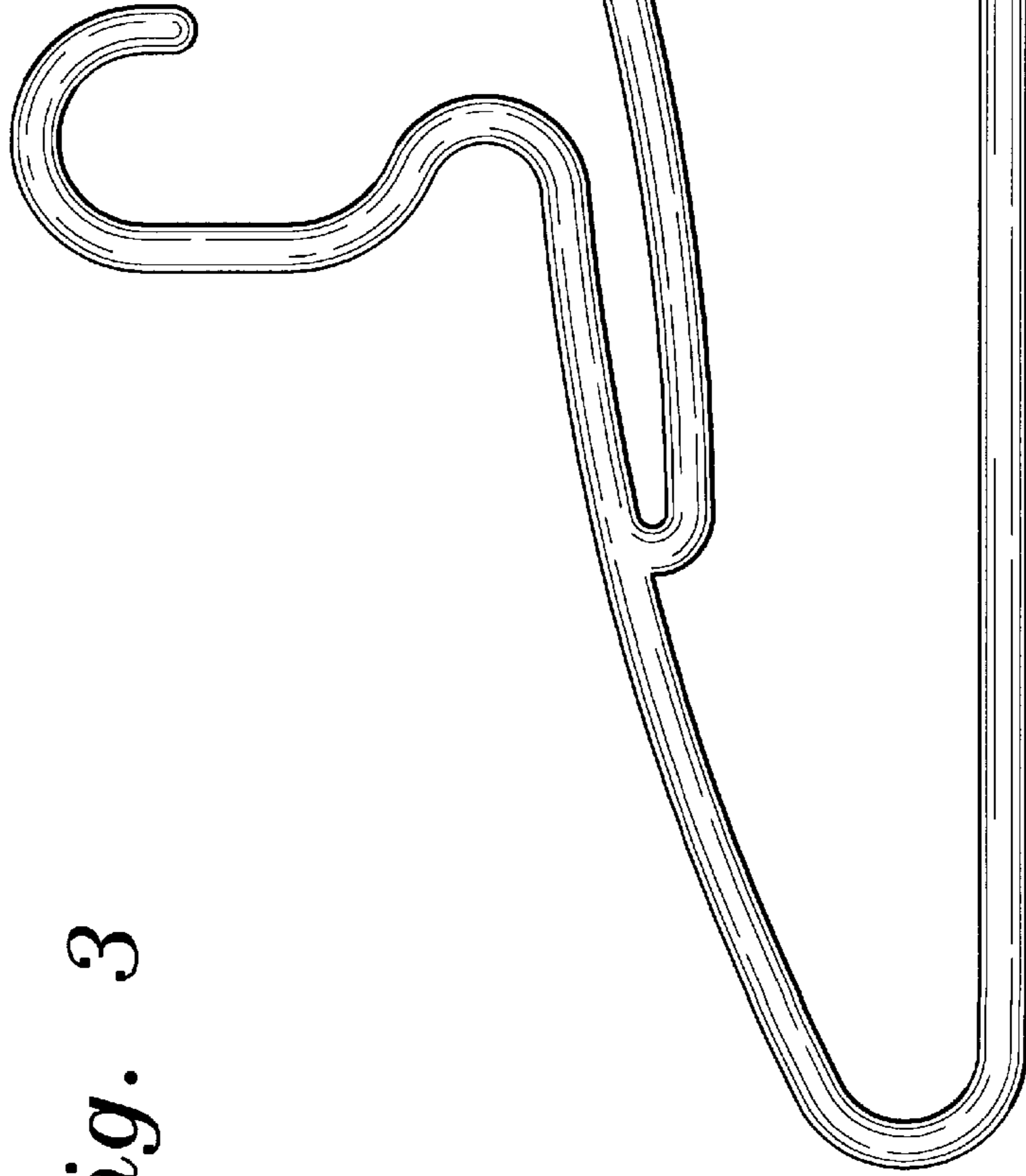


Fig. 2

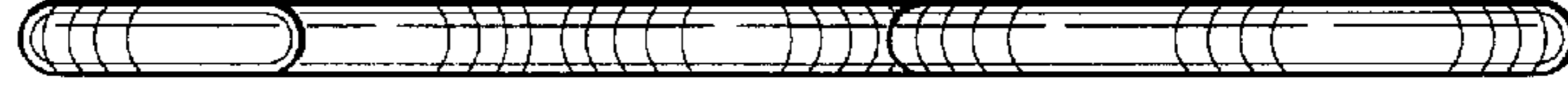


Fig. 4

Fig. 6

