



US00D431369S

United States Patent [19]

[11] **Patent Number: Des. 431,369**

Thomas

[45] **Date of Patent: ** Oct. 3, 2000**

[54] **THREE-DIMENSIONAL FORMED AND PERFORATED FILM HAVING AN OVAL-DOT DESIGN THEREIN**

3,886,941 6/1975 Duane et al. D5/53 X

Primary Examiner—Robert M. Spear
Attorney, Agent, or Firm—Jenkins & Gilchrist, P.C.

[75] Inventor: **Paul E. Thomas**, Terre Haute, Ind.

[57] **CLAIM**

[73] Assignee: **Tredegar Corporation**, Richmond, Va.

The ornamental design for a three-dimensional formed and perforated film having an oval-dot design therein, as shown and described.

[**] Term: **14 Years**

[21] Appl. No.: **29/077,599**

DESCRIPTION

[22] Filed: **Sep. 29, 1997**

FIG. 1 is a top perspective view of a three-dimensional formed and perforated film having an oval-dot design therein showing my new design; FIG. 2 is a top plan view thereof; FIG. 3 is a front elevational view thereof, which is a mirror image of the rear side elevational view thereof; FIG. 4 is a right side elevational view thereof, which is a mirror image of the left side elevational view thereof; and, FIG. 5 is an enlarged cross-sectional view taken about the sectional lines 5—5 from FIG. 2.

[51] **LOC (7) Cl.** **05-06**

[52] **U.S. Cl.** **D5/1; D5/53**

[58] **Field of Search** D5/1-3, 7, 11, D5/16, 19, 25, 47, 52, 53, 57-59, 61, 99; D6/595; 264/258, 284; 428/167, 171, 187, 195, 542.2, 542.6, 904.4

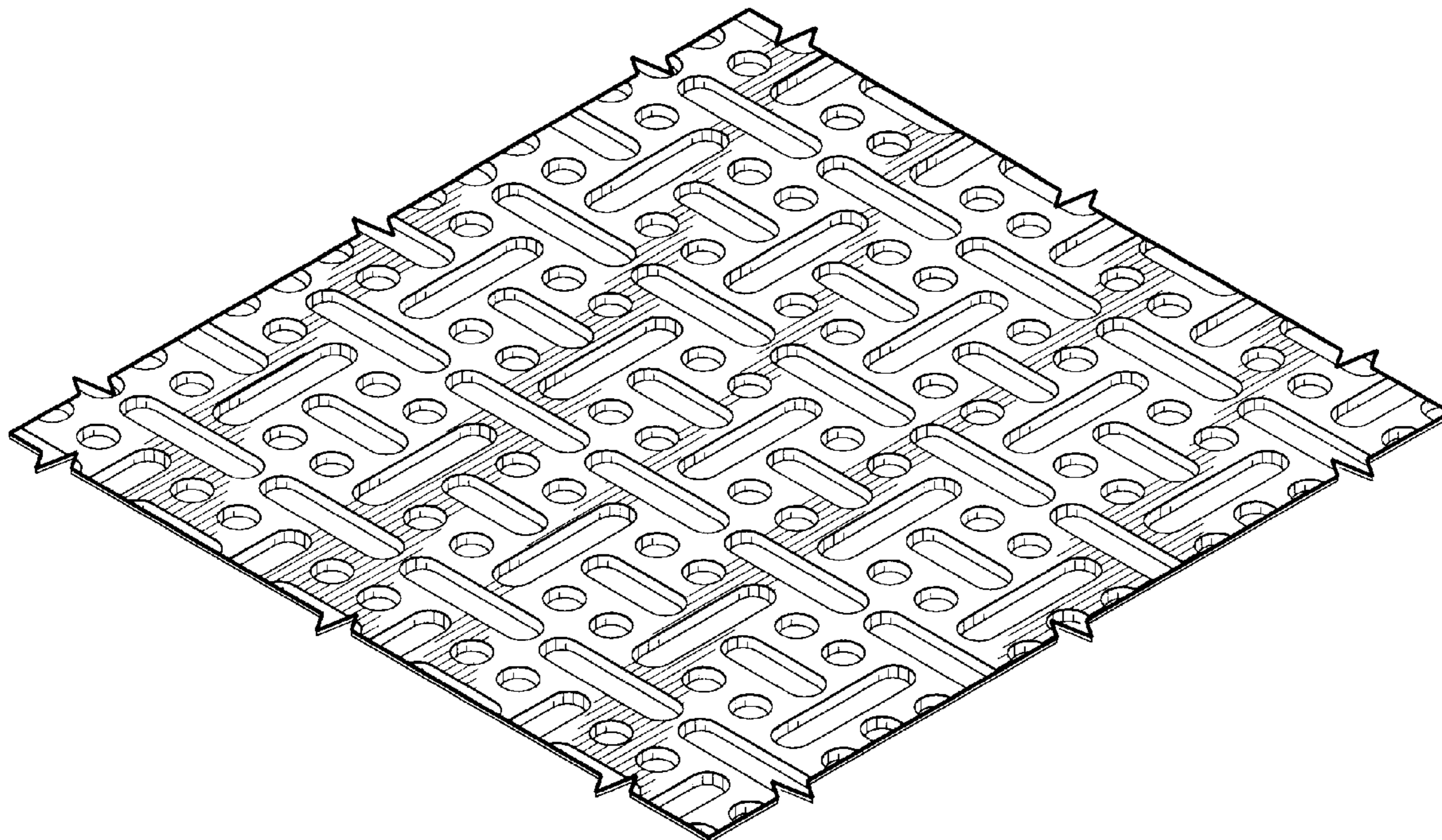
[56] **References Cited**

U.S. PATENT DOCUMENTS

D. 362,120	9/1995	Suskind et al.	D5/1
D. 375,844	11/1996	Edwards et al.	D5/47
D. 382,162	8/1997	Ertolacci et al.	D6/595
D. 386,620	11/1997	Giesler	D5/53
D. 405,271	2/1999	Unwin et al.	D5/53
D. 422,151	4/2000	Hwang et al.	D5/59
2,281,822	5/1942	Bills et al.	D5/1 X

The sides of the three-dimensional formed and perforated film having an oval-dot design therein have been shown broken away in FIGS. 1—5 to indicate indeterminate length. The surfaces or portions of the article not shown in the drawing or described in the specification form no part of the claimed design.

1 Claim, 1 Drawing Sheet



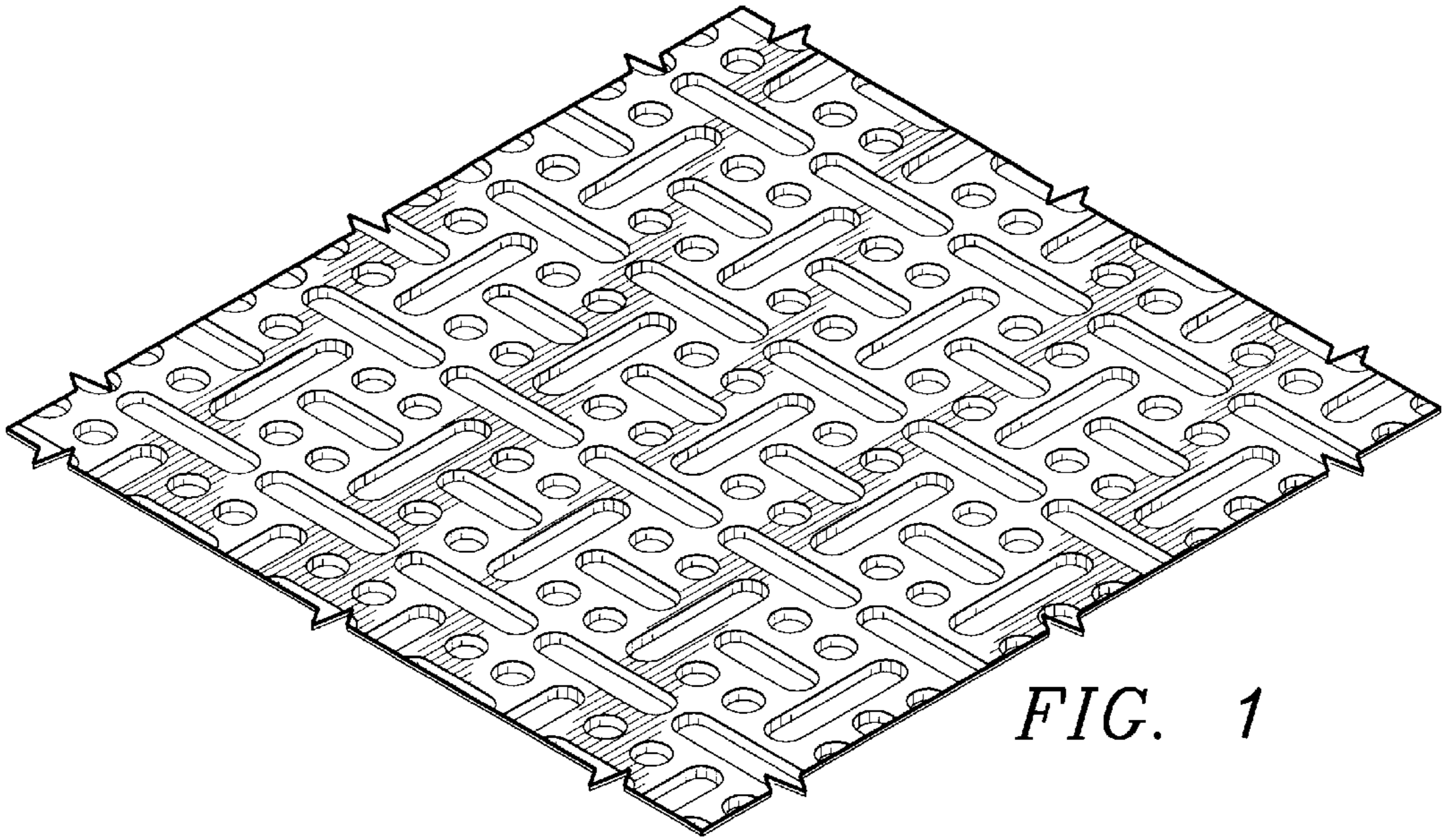


FIG. 1




FIG. 2



FIG. 3



FIG. 4

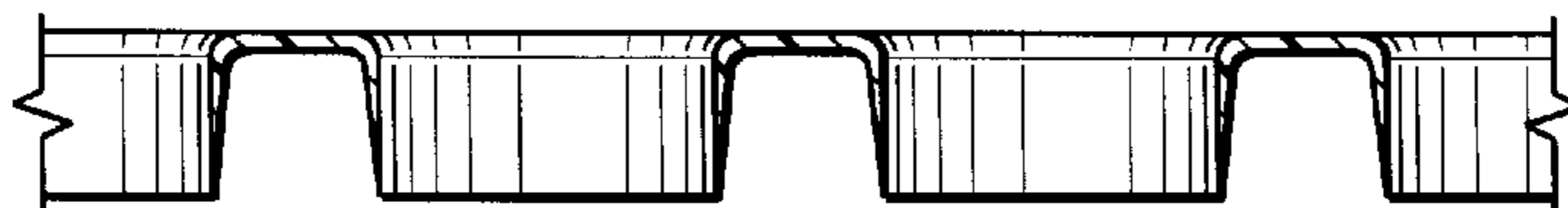


FIG. 5