



US00D431358S

United States Patent [19]
Willemsen

[11] **Patent Number: Des. 431,358**
[45] **Date of Patent: ** Oct. 3, 2000**

[54] **BIN WITH COVER**

[75] Inventor: **Wilhelmus Bruno Willemsen**, Upper
Beaconsfield, Australia

[73] Assignee: **Sixty Fifth Calejero Pty Ltd.**,
Australia

[**] Term: **14 Years**

[21] Appl. No.: **29/102,697**

[22] Filed: **Mar. 30, 1999**

[30] **Foreign Application Priority Data**

Oct. 1, 1998 [AU] Australia 3109/98

[51] **LOC (7) Cl.** **03-01**

[52] **U.S. Cl.** **D3/272; D3/273; D3/302**

[58] **Field of Search** **D3/272, 273; 206/386,**
206/600, 320, 349, 522, 508; 220/342;
D34/7, 38

[56] **References Cited**

U.S. PATENT DOCUMENTS

D. 245,319 8/1977 Wodell D3/272
D. 277,042 1/1985 Carter et al. D3/272

D. 331,306 11/1992 Sumpter et al. D3/272
D. 414,333 9/1999 Barber et al. D3/272
949,204 2/1910 Stiehl .
1,241,844 10/1917 Gottschall .
3,955,703 5/1976 Zebarth 220/508
4,673,087 6/1987 Webb 206/600
4,798,304 1/1989 Rader 220/6

Primary Examiner—Philip S. Hyder
Attorney, Agent, or Firm—Larson & Taylor, PLC


[57] **CLAIM**

The ornamental design for a bin with cover, as shown and described.

DESCRIPTION

FIG. 1 is a perspective view of a bin with cover, showing my new design;
FIG. 2 is a perspective view of the bin with the cover removed.
FIG. 3 is a side elevational view of the bin of FIG. 1;
FIG. 4 is a plan view of the bin of FIG. 1;
FIG. 5 is a side elevation of the bin of FIG. 1; and,
FIG. 6 is a perspective view of the bin when collapsed into the base.

1 Claim, 4 Drawing Sheets






FIG. 1.




FIG. 2.




FIG. 3.

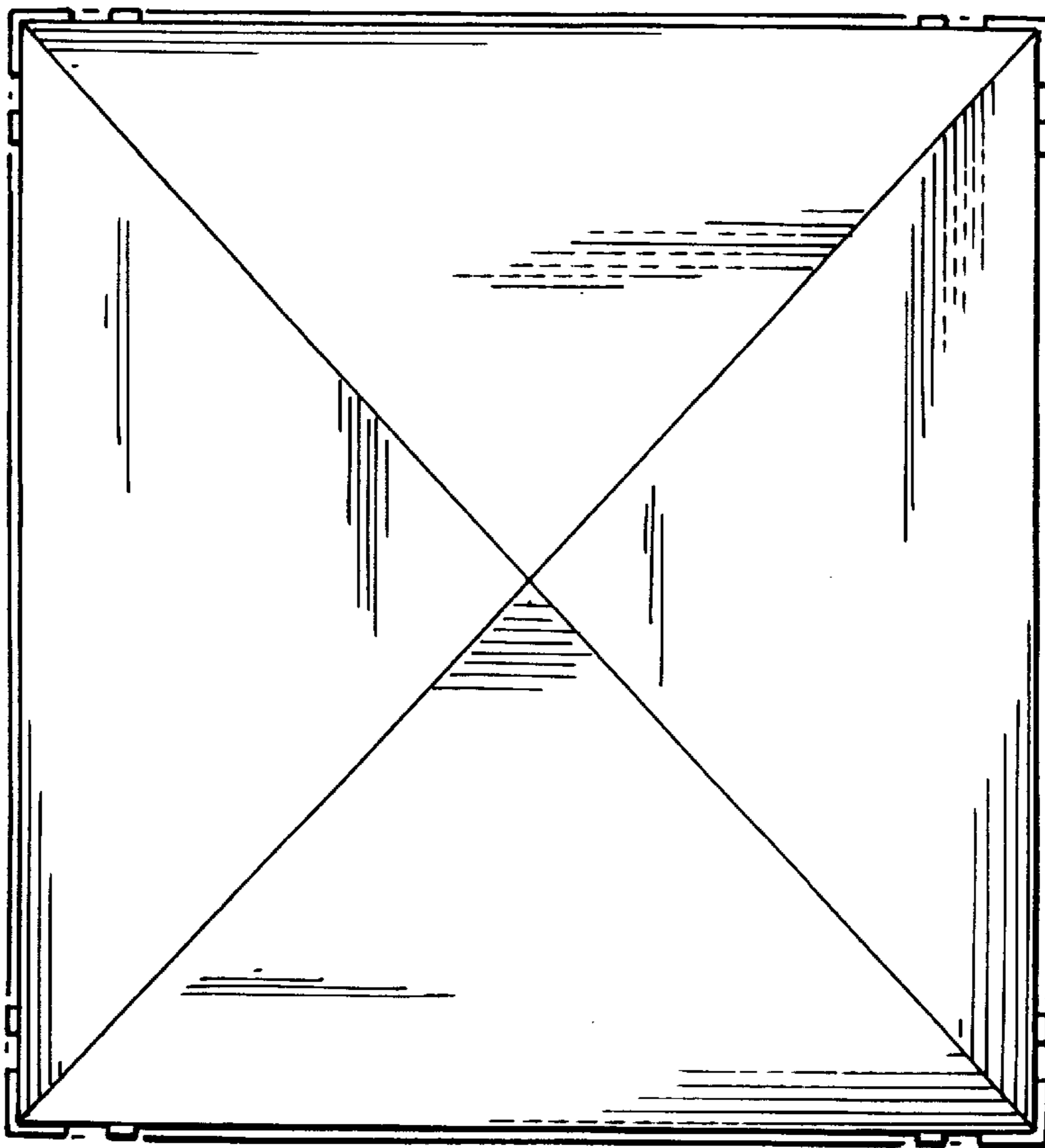


FIG. 4.

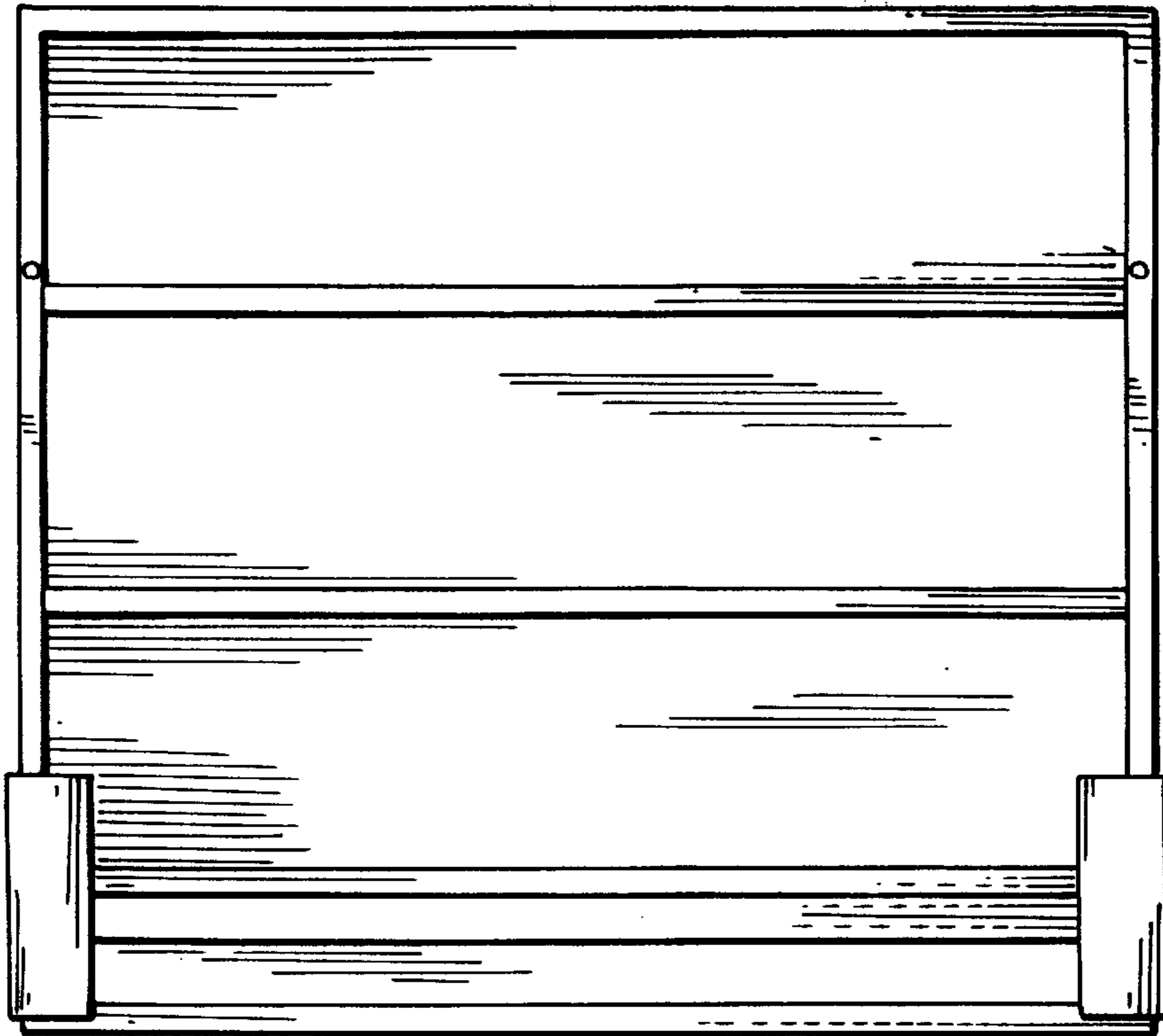


FIG. 5.

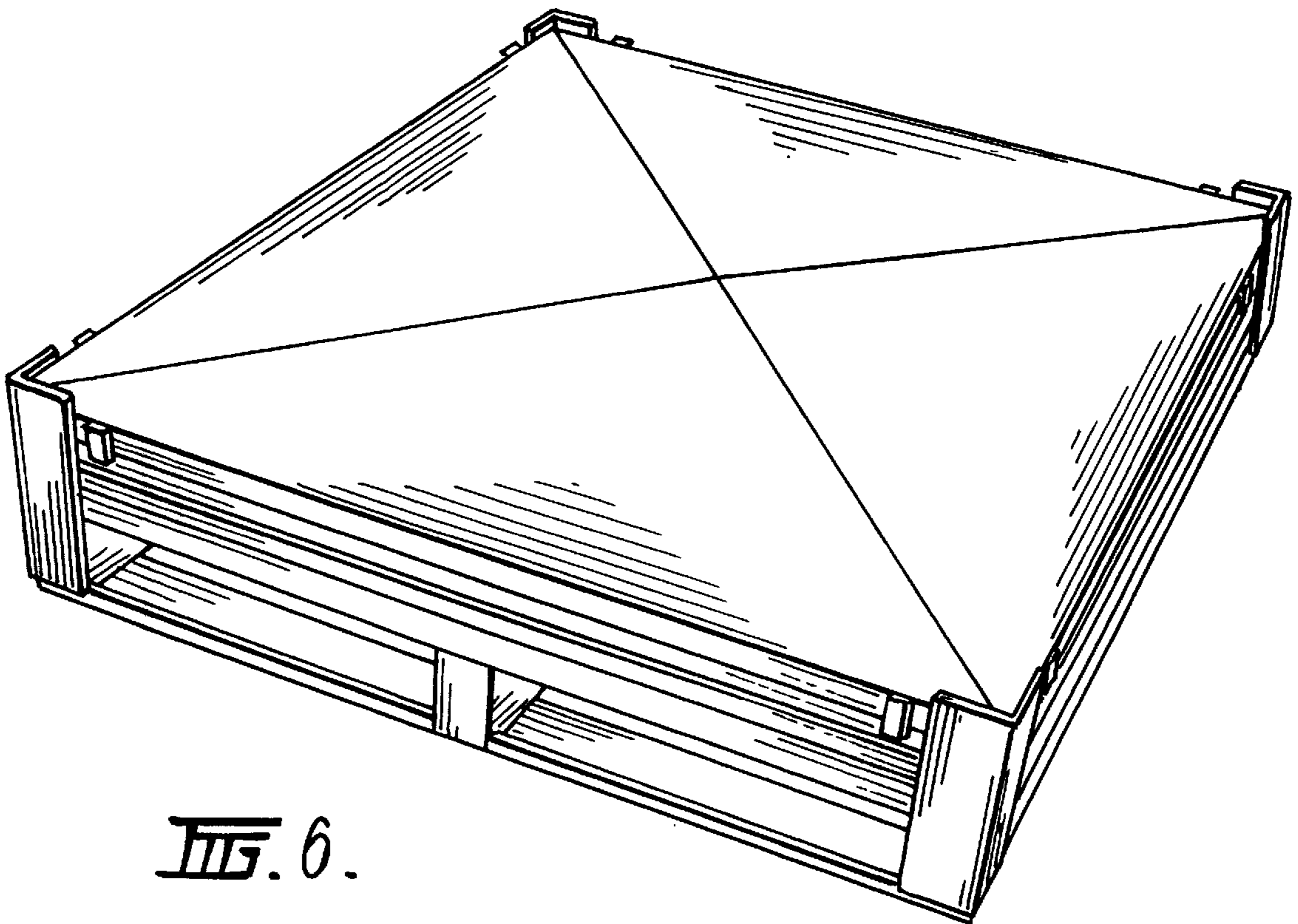


FIG. 6.