



US00D431352S

United States Patent [19] Hlavacs

[11] **Patent Number: Des. 431,352**
[45] **Date of Patent: ** Oct. 3, 2000**

[54] **ELEMENT OF A SHOE UPPER**
[75] Inventor: **John Hlavacs**, Portland, Oreg.
[73] Assignee: **Nike, Inc.**, Beaverton, Oreg.
[**] Term: **14 Years**
[21] Appl. No.: **29/120,736**
[22] Filed: **Mar. 27, 2000**
[51] **LOC (7) Cl. 02-99**
[52] **U.S. Cl. D2/972**
[58] **Field of Search** D2/896, 902, 907,
D2/943, 944, 969, 970, 972, 973; 36/45,
50.1, 51, 77 M, 77 R, 83, 88, 89, 113,
114, 126-130

D. 391,060 2/1998 Cass .
D. 397,855 9/1998 Clarke .
D. 398,766 9/1998 Avar .
D. 418,284 1/2000 Hlavacs D2/972

OTHER PUBLICATIONS

Nike Late Spring 1996 Footwear Catalog, pp. 36 and 38, published Aug. 1995.
Nike Holiday 1998 Footwear Catalog, p. M97, published Mar. 1998.
Nike Late Spring 1999 Footwear Catalog, pp. M32 and M46, published Sep. 1998.
Nike Holiday 1999 Footwear Catalog, p. M27, published Mar. 1999.
Nike Fall 2000 Footwear Catalog, p. 92, published Nov. 1999.
Nike Holiday 2000 Footwear Catalog, pp. 5, 67 and 77, published Mar. 2000.

Primary Examiner—Dominic Simone
Attorney, Agent, or Firm—Banner & Witcoff, Ltd.

[56] **References Cited** U.S. PATENT DOCUMENTS

D. 63,302 11/1923 Kukovec D2/972
D. 92,204 5/1934 Perugia D2/926
D. 92,737 7/1934 Miller .
D. 169,717 5/1953 White et al. D2/925
D. 332,691 1/1993 Shin .
D. 382,099 8/1997 Hoeft .
D. 382,391 8/1997 Cass .
D. 382,695 8/1997 Teague .
D. 382,699 8/1997 Avar .
D. 384,197 9/1997 Crowley .
D. 385,099 10/1997 Avar .
D. 385,398 10/1997 Avar .
D. 385,402 10/1997 Hoeft .
D. 385,406 10/1997 Doxey .
D. 386,605 11/1997 McCourt .
D. 387,894 12/1997 Crowley .
D. 391,053 2/1998 Lucas .
D. 391,054 2/1998 Vestuti .
D. 391,059 2/1998 Lozano .

[57] **CLAIM**
The ornamental design for an element of a shoe upper, as shown and described.

DESCRIPTION

FIG. 1 is a perspective view of an element of a shoe upper showing my new design;
FIG. 2 is a side elevational view thereof;
FIG. 3 is a front elevational view thereof;
FIG. 4 is a top plan view thereof; and,
FIG. 5 is a side elevational view thereof shown without the shoe.
The broken line showing of the remainder of the shoe is for illustrative purposes only and forms no part of the claimed design.

1 Claim, 2 Drawing Sheets

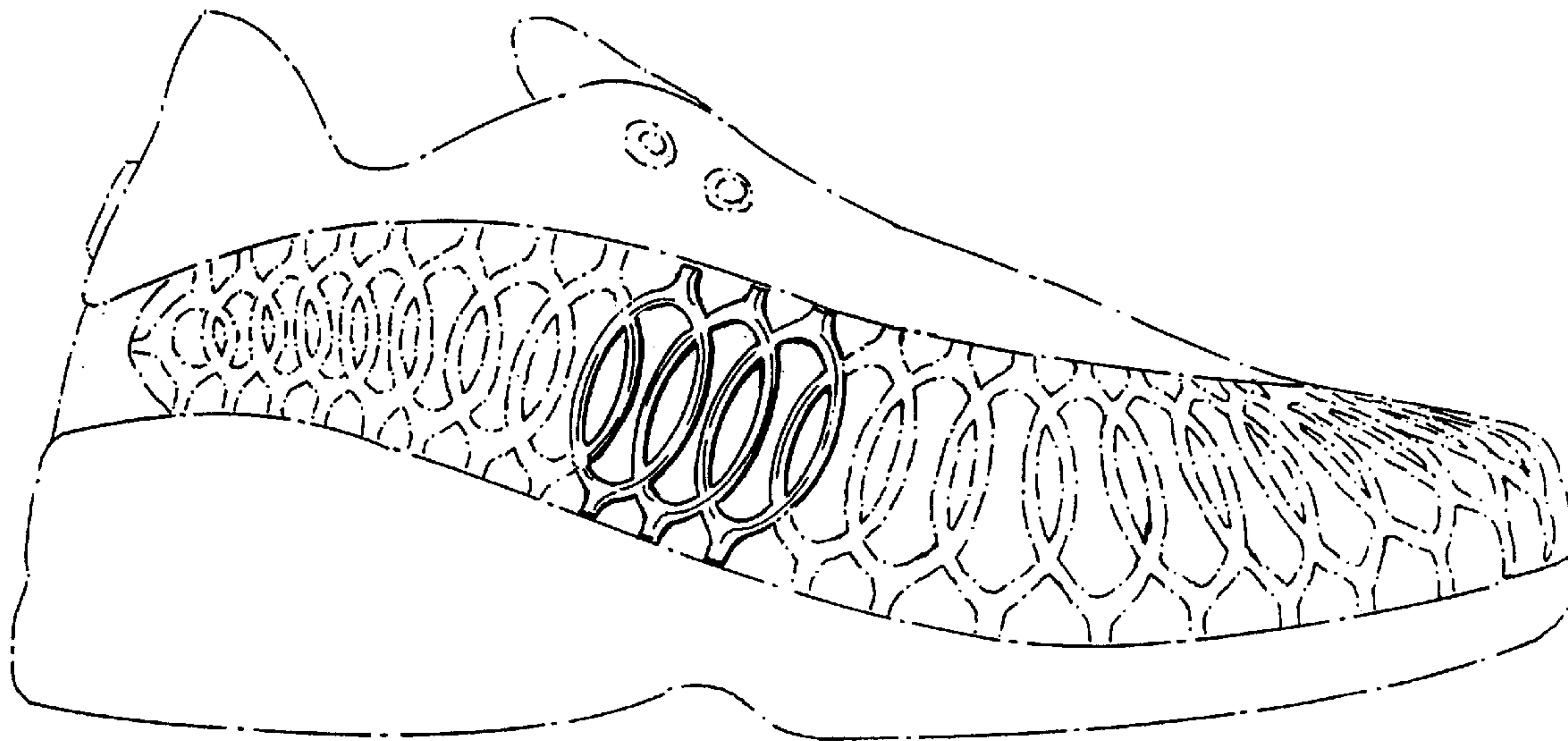


FIG. 1

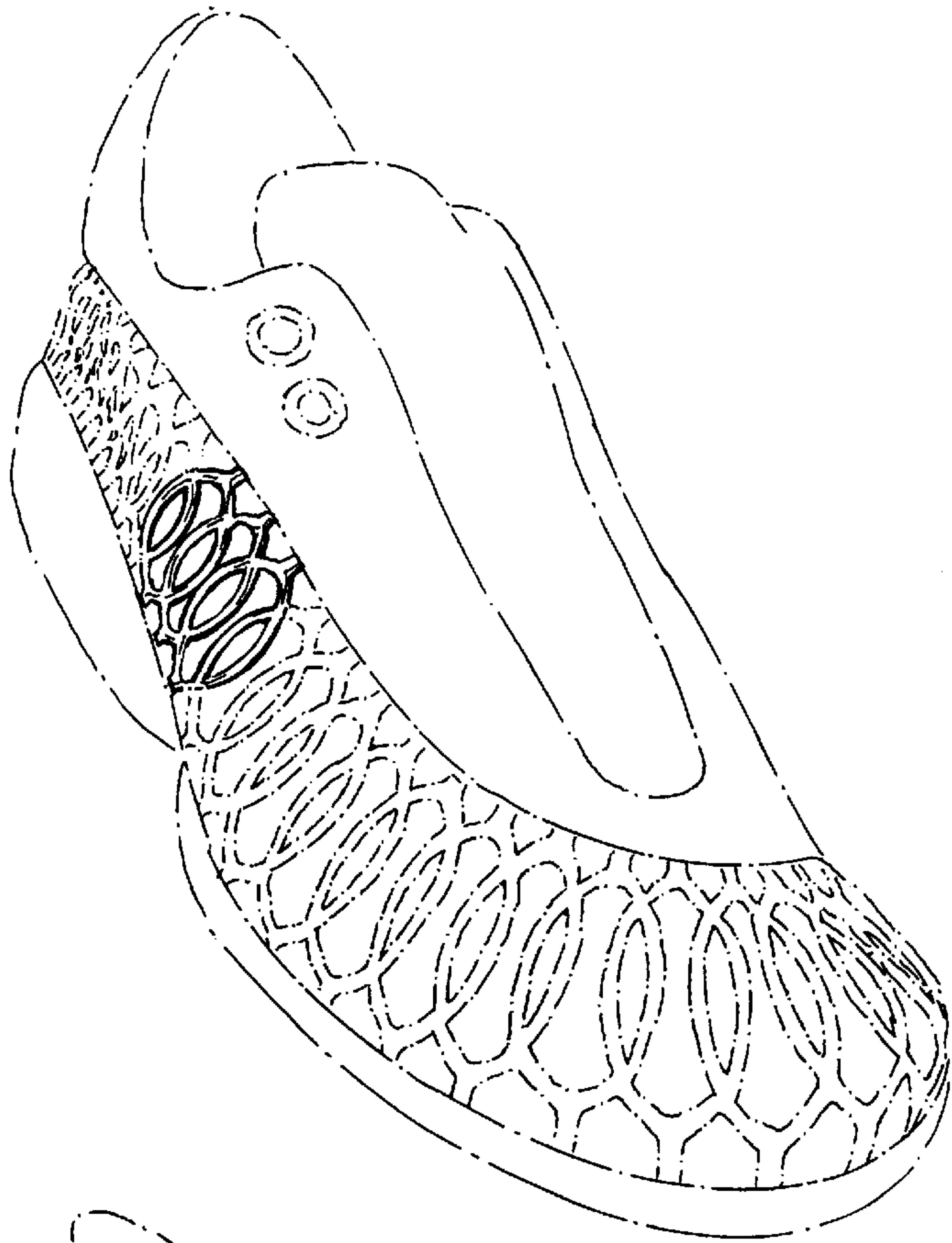


FIG. 2

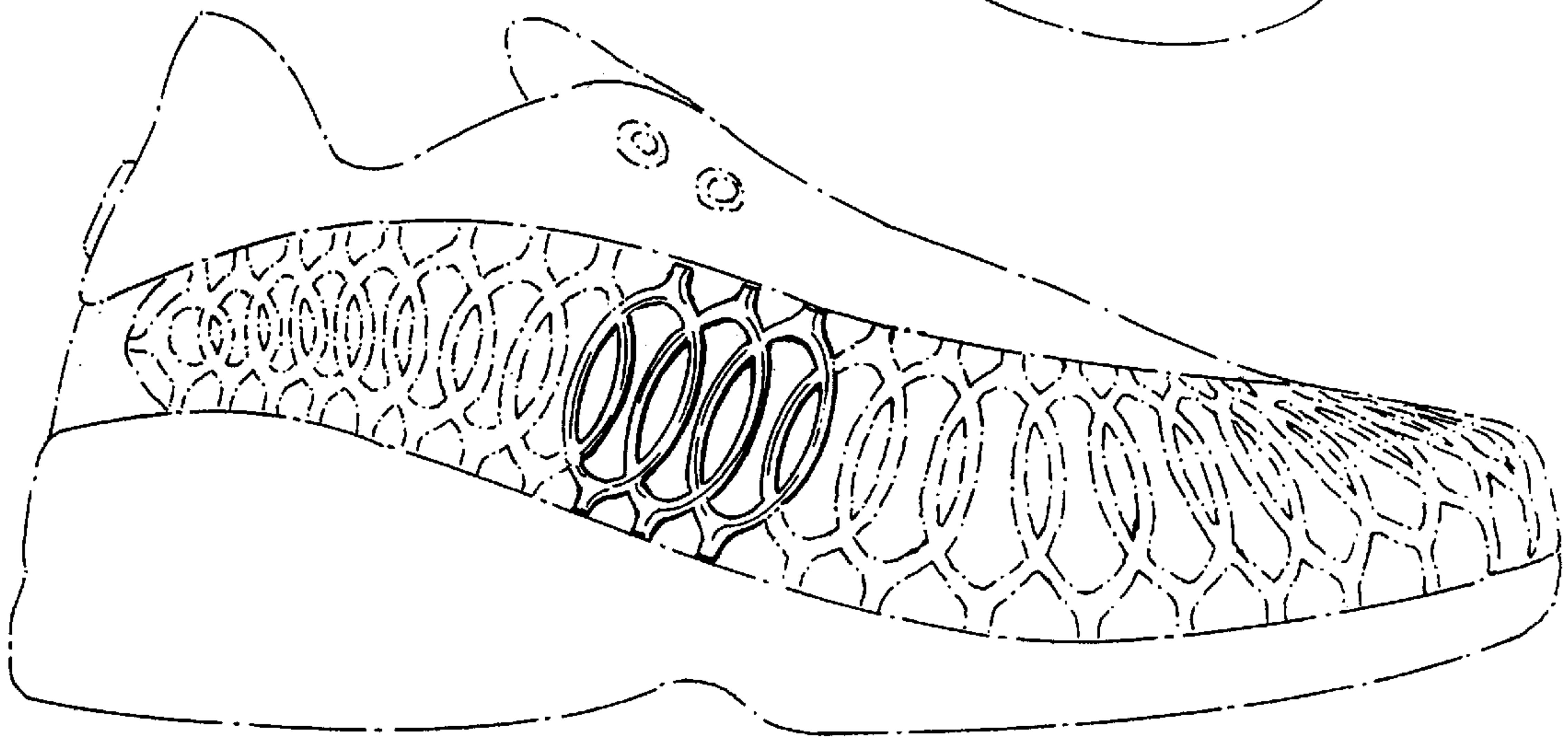




FIG. 3

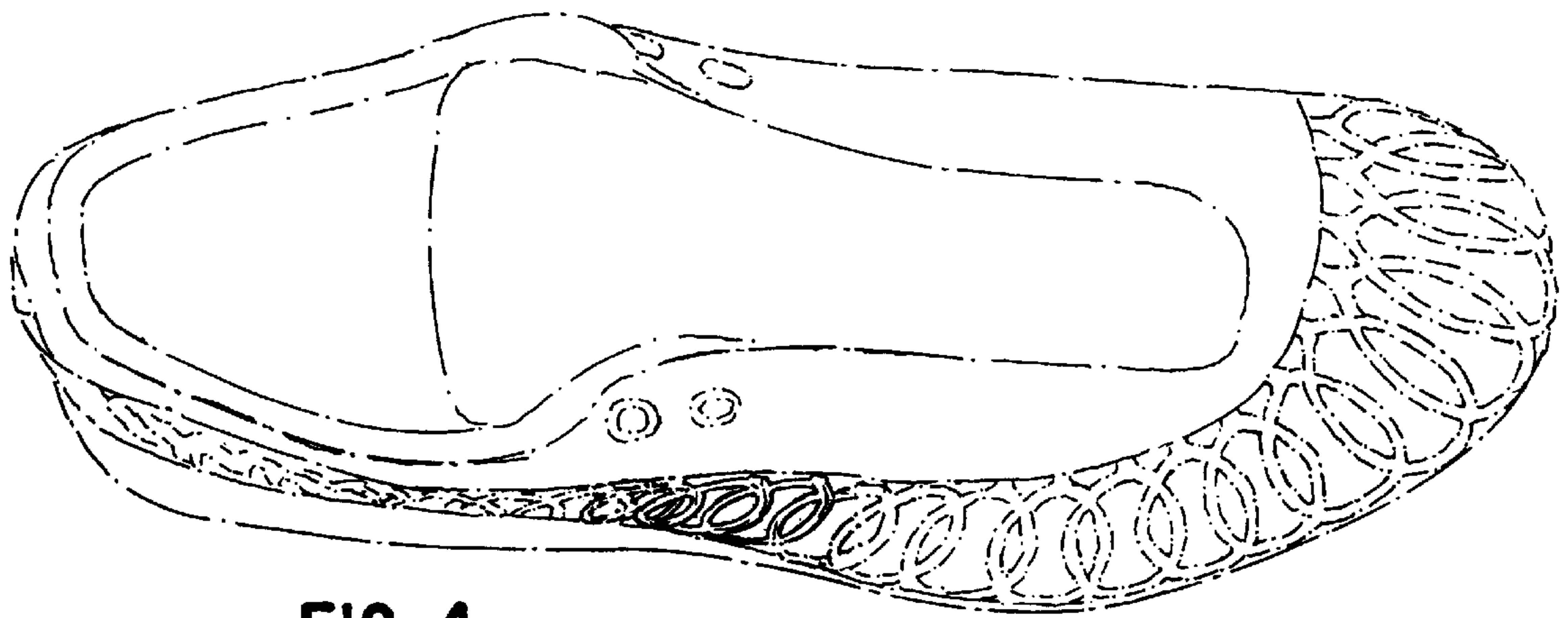


FIG. 4




FIG. 5