



US00D431350S

United States Patent [19]

[11] **Patent Number: Des. 431,350**

Matis et al.

[45] **Date of Patent: ** Oct. 3, 2000**

[54] **FOOTWEAR UPPER**

782,445	2/1905	Giles	36/9 R
811,438	1/1906	Rhodes	36/11
1,491,086	4/1924	Dessau	36/8.1
5,392,832	2/1995	Bray, Jr. et al.	36/11.5

[75] Inventors: **Clark A. Matis**, Charlotte, Vt.; **Bruce Rogers**, Portland, Oreg.

[73] Assignee: **Wolverine World Wide, Inc.**, Rockford, Mich.

[**] Term: **14 Years**

[21] Appl. No.: **29/113,822**

[22] Filed: **Nov. 11, 1999**

[51] **LOC (7) Cl.** **02-04**

[52] **U.S. Cl.** **D2/969; D2/903; D2/907; D2/919; D2/916; D2/927**

[58] **Field of Search** D2/969, 970, 971, D2/946-960, 896, 902, 903, 906-910, 913, 916-929; 36/83, 101, 102, 113-116, 126-131, 134, 3 A, 7.1 R, 7.7, 7.5, 7.6, 8.1-8.4, 11, 11.5, 9 R, 10, 45, 50.1

[56] **References Cited**

U.S. PATENT DOCUMENTS

D. 155,956	11/1949	Wood	D2/969
D. 273,628	5/1984	Huberman et al.	D2/907
D. 335,570	5/1993	Hatfield et al.	D2/969
D. 336,767	6/1993	Hatfield et al.	D2/969
D. 342,145	12/1993	Yeh	D2/903
D. 348,351	7/1994	Orzeck	D2/969
D. 352,383	11/1994	Verin	D2/919
369,928	9/1887	Eisenbeis	36/10
D. 377,412	1/1997	Longbottom et al.	D2/969
D. 384,491	10/1997	Baker et al.	D2/909
D. 387,550	12/1997	Ng et al.	D2/969
D. 401,049	11/1998	Greenberg	D2/969
D. 402,795	12/1998	Moll et al.	D2/923
D. 412,776	8/1999	Biedermann	D2/919
483,246	9/1892	Chantler	36/10

OTHER PUBLICATIONS

Merrell Outdoor Footwear Fall Catalog 1999, pp. 20 and 21.
Eastbay, catalog 1998, p. 46.
 NIKE Spring Footwear Catalog 1999, p. 68.
 NIKE Footwear Catalog, p. 22 Zoom Jasari; p. 125 Air Soc Moc, Oct. 1997.
 NIKE Footwear Catalog, p. 25 Aqua Sock and Aqua Sock Classic; p. 29 Air Moc, Izy and Rufus; p. 40 WMNS Air Osaka, Aug. 1999.
 NIKE Holiday Catalog, p. M42, Team Supreme, Aug. 1999.

Primary Examiner—Louis S. Zarfaz
Assistant Examiner—Greg Andoll
Attorney, Agent, or Firm—Warner Norcross & Judd

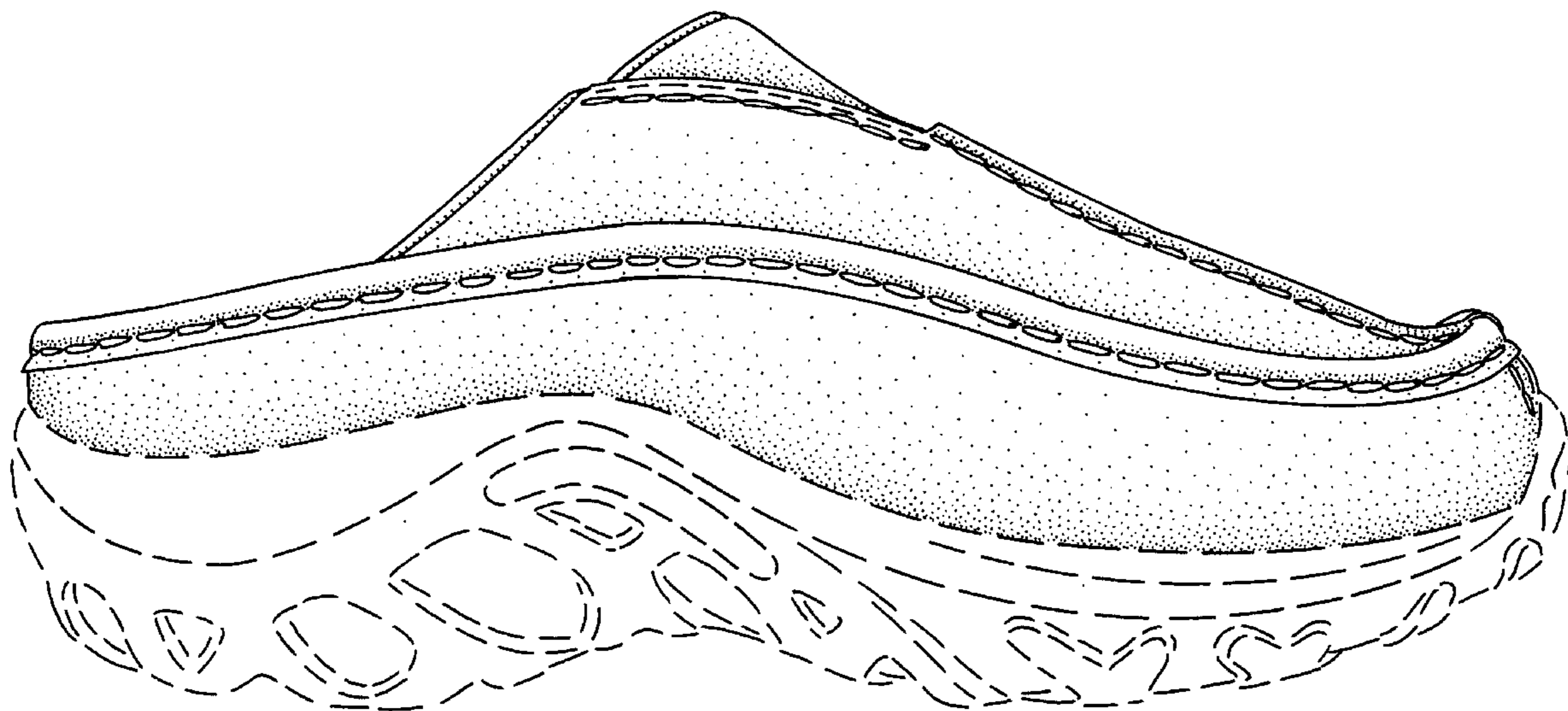
[57] **CLAIM**

The ornamental design for footwear upper, as shown and described.

DESCRIPTION

FIG. 1 is a perspective view of the footwear upper embodying the new design;
 FIG. 2 is a front elevational view thereof;
 FIG. 3 is a rear elevational view thereof;
 FIG. 4 is a top plan view thereof;
 FIG. 5 is a right side elevational view thereof; and,
 FIG. 6 is a left side elevational view thereof.
 FIGS. 1-6 show an outsole in broken lines. The outsole is shown for environmental purposes and does not form any part of the claimed design.
 The broken lines which form the bounds of the claimed design form no part thereof.

1 Claim, 6 Drawing Sheets



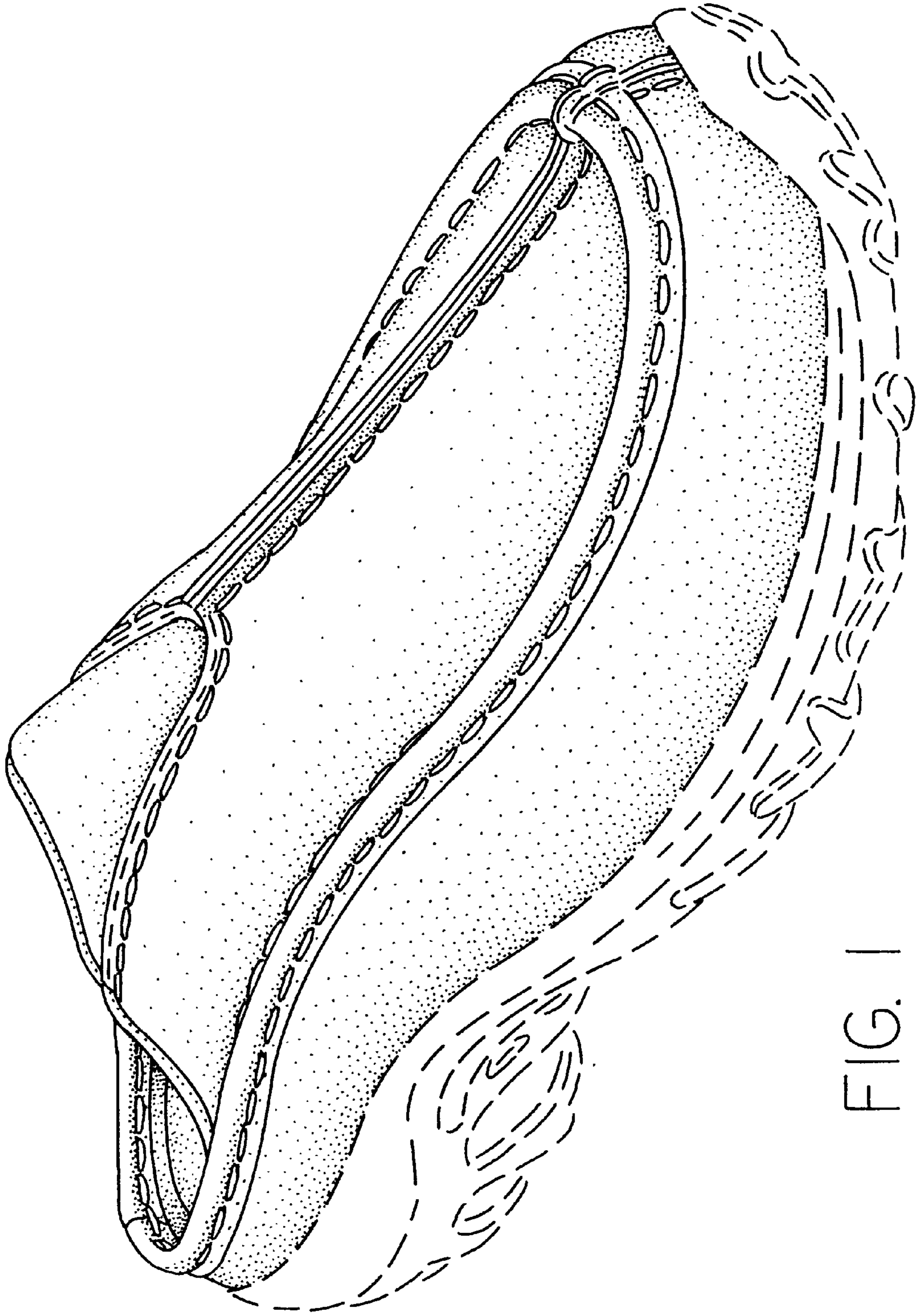


FIG. 1

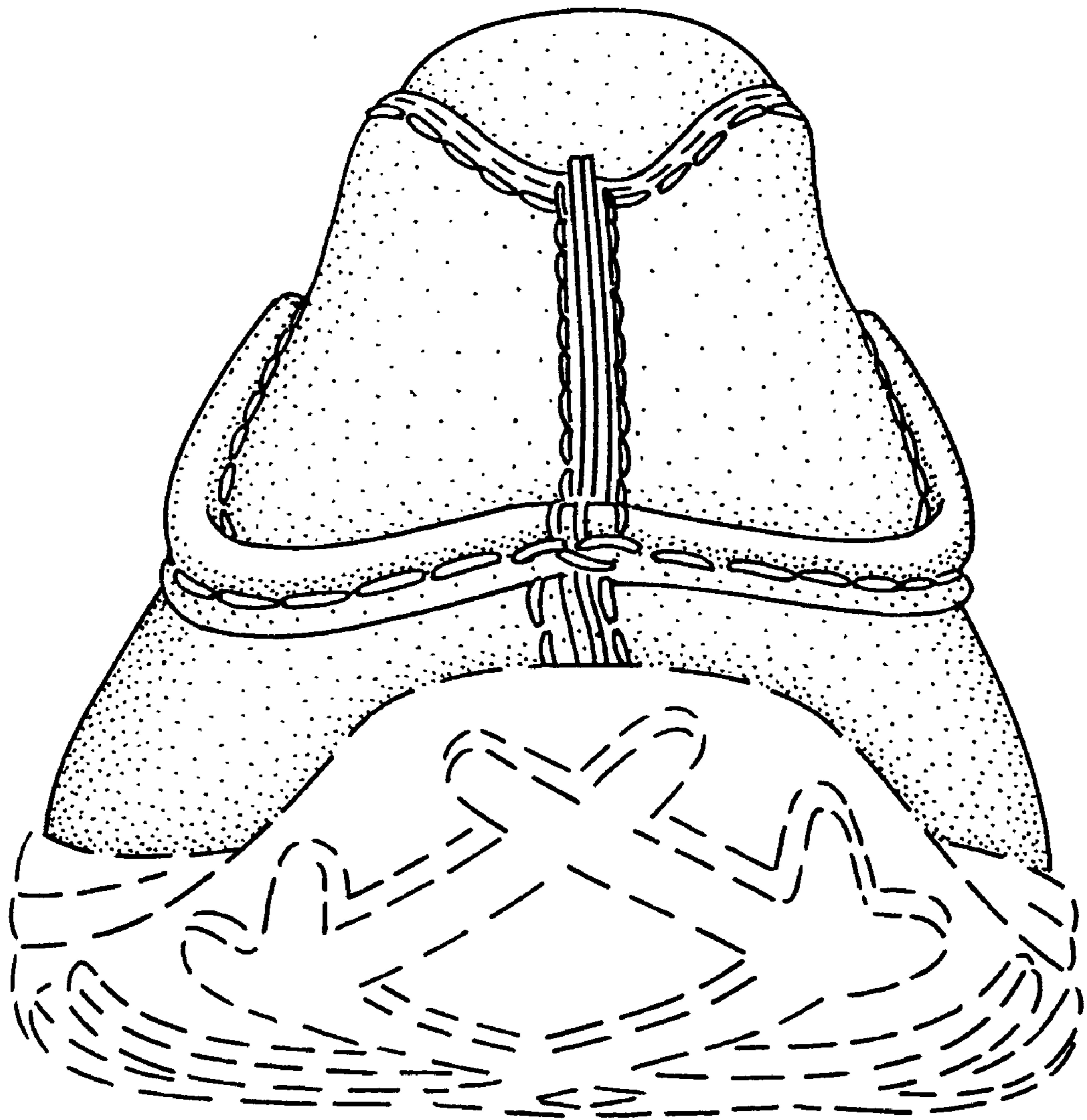


FIG. 2

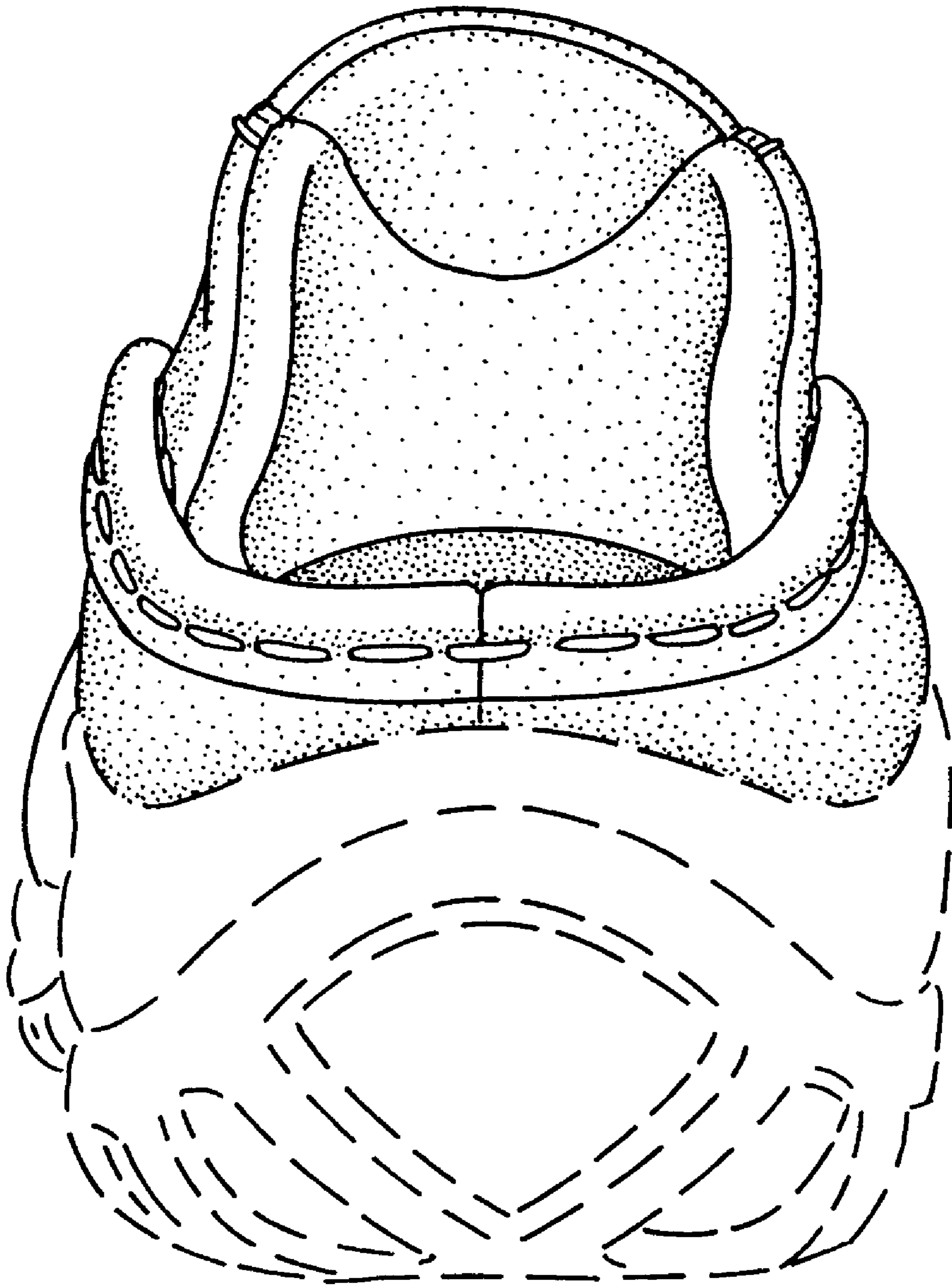


FIG. 3

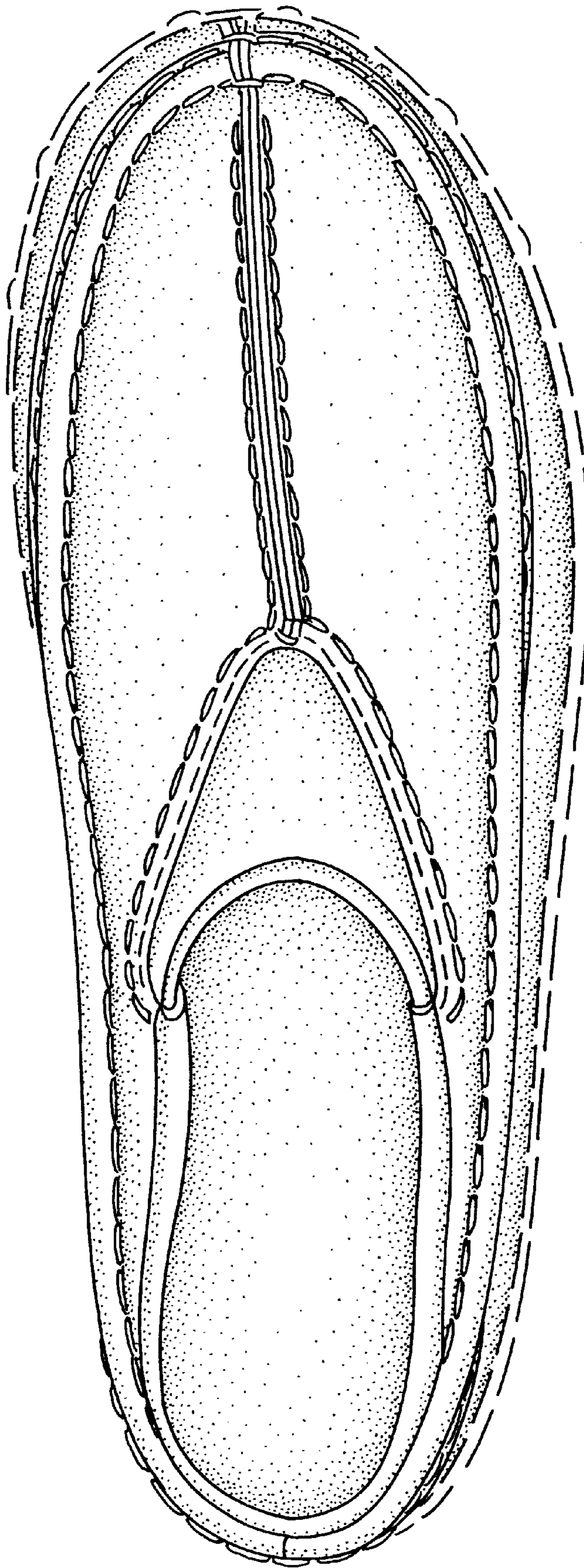


FIG. 4

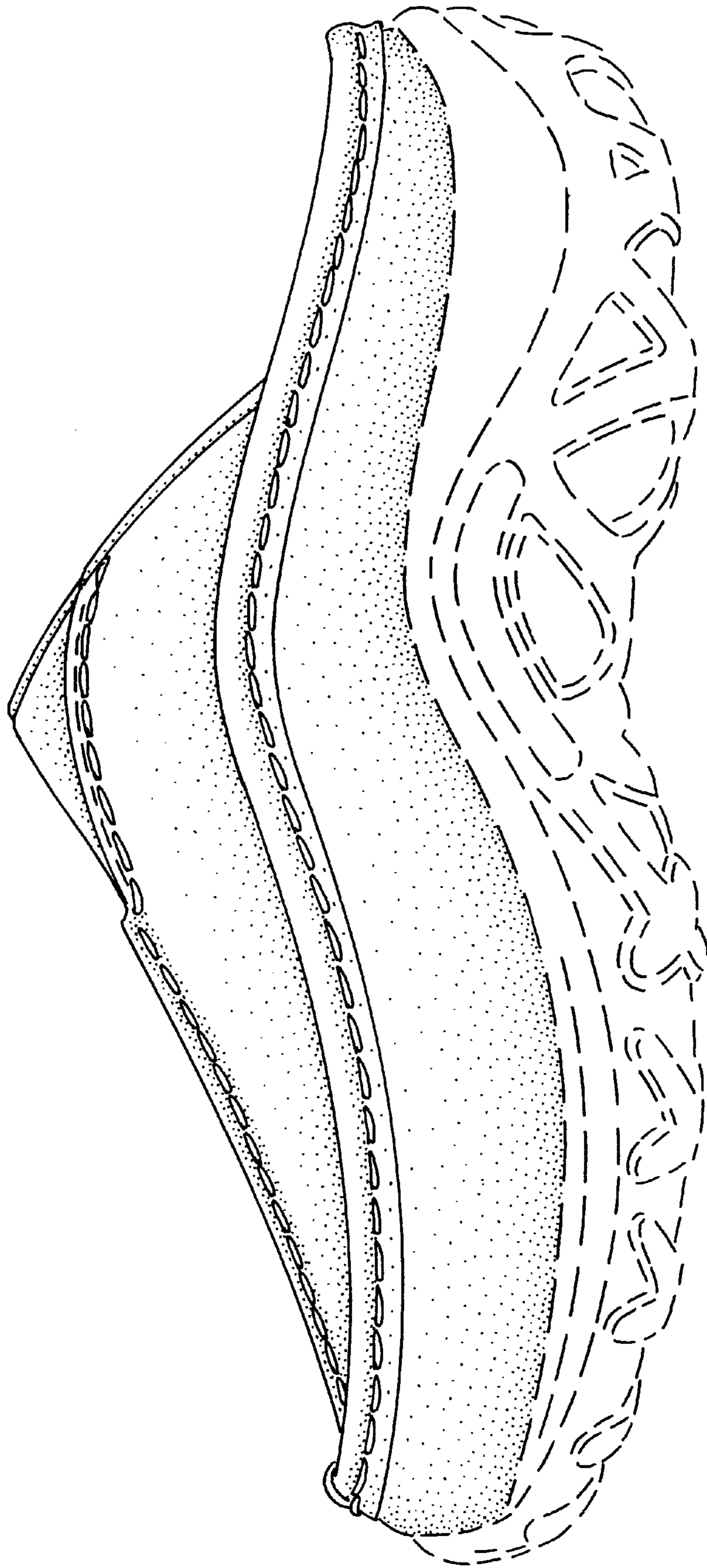


FIG. 5

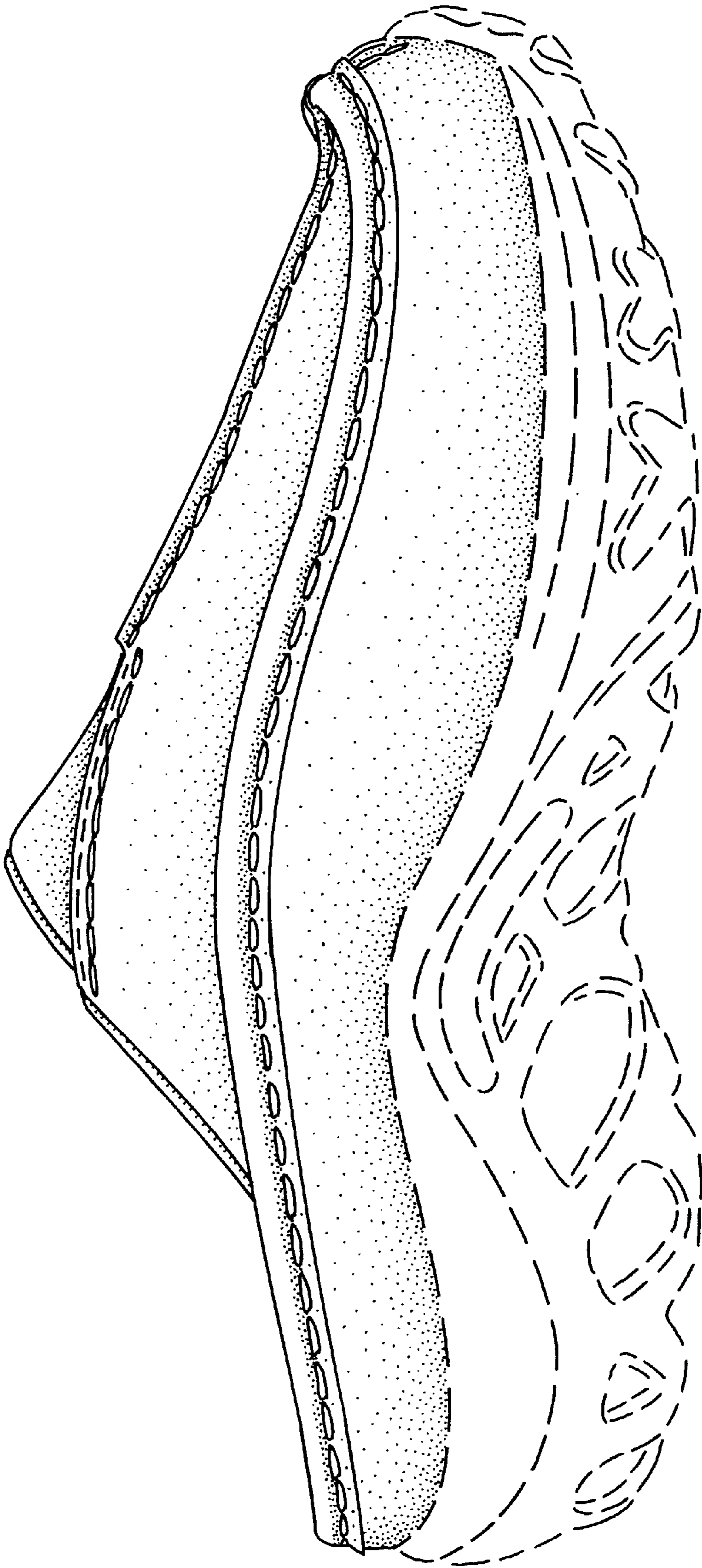


FIG. 6