



US00D431348S

United States Patent [19]

[11] Patent Number: **Des. 431,348**

Matis et al.

[45] Date of Patent: **** Oct. 3, 2000**

[54] FOOTWEAR UPPER

[75] Inventors: **Clark A. Matis**, Charlotte, Vt.; **Bruce Rogers**, Portland, Oreg.

[73] Assignee: **Wolverine World Wide, Inc.**, Rockford, Mich.

[**] Term: **14 Years**

[21] Appl. No.: **29/113,802**

[22] Filed: **Nov. 11, 1999**

[51] LOC (7) Cl. **02-04**

[52] U.S. Cl. **D2/969**

[58] Field of Search D2/969, 970, 896, D2/902, 904, 907-912, 954, 978; 36/83, 113-116, 117.1, 117.4, 34, 45, 50.1, 126-131

[56] References Cited

U.S. PATENT DOCUMENTS

D. 336,766	6/1993	Sjosward	D2/902
D. 342,148	12/1993	Dahlsten	D2/970
D. 345,047	3/1994	DiSilvo	D2/969
D. 353,935	1/1995	Pollack	D2/902
D. 355,069	2/1995	Aveni	D2/970
D. 356,884	4/1995	Ho	D2/902
D. 366,951	2/1996	Ho	D2/907
D. 367,162	2/1996	Shea	D2/908
D. 373,463	9/1996	Greene	D2/969
D. 407,545	4/1999	Kechlak	D2/969
D. 413,427	9/1999	Fellouhe	D2/969
5,253,435	10/1993	Auger et al.	36/114
5,327,662	7/1994	Hallenbeck	36/50.1

5,371,957	12/1994	Gaudio	36/50.1
5,408,761	4/1995	Gazzano	36/114
5,692,319	12/1997	Parker et al.	36/50.1
5,737,854	4/1998	Sussmann	36/50.1

OTHER PUBLICATIONS

Nike All Conditions Gear Fall 1998, p. 32.
Nike Spring Footwear 1999, pp. 75 and 80.
Nike Spring Footwear Catalog, p. 44, Air Dente II, p. 152
Air Certitude, Oct. 1997.

Primary Examiner—Louis S. Zarfaz
Assistant Examiner—G. Andoll
Attorney, Agent, or Firm—Warner Norcross & Judd LLP

[57] CLAIM

The ornamental design for footwear upper, as shown and described.

DESCRIPTION

FIG. 1 is a perspective view of the footwear upper embodying the new design;
FIG. 2 is a front elevational view thereof;
FIG. 3 is a rear elevational view thereof;
FIG. 4 is a top plan view thereof;
FIG. 5 is a right side elevational view thereof; and,
FIG. 6 is a left side elevational view thereof.
FIGS. 1-6 show an outsole in broken lines. The outsole is shown for environmental purposes and does not form any part of the claimed design.
The broken lines which form the bounds of the claimed design form no part thereof.

1 Claim, 6 Drawing Sheets





FIG. 1

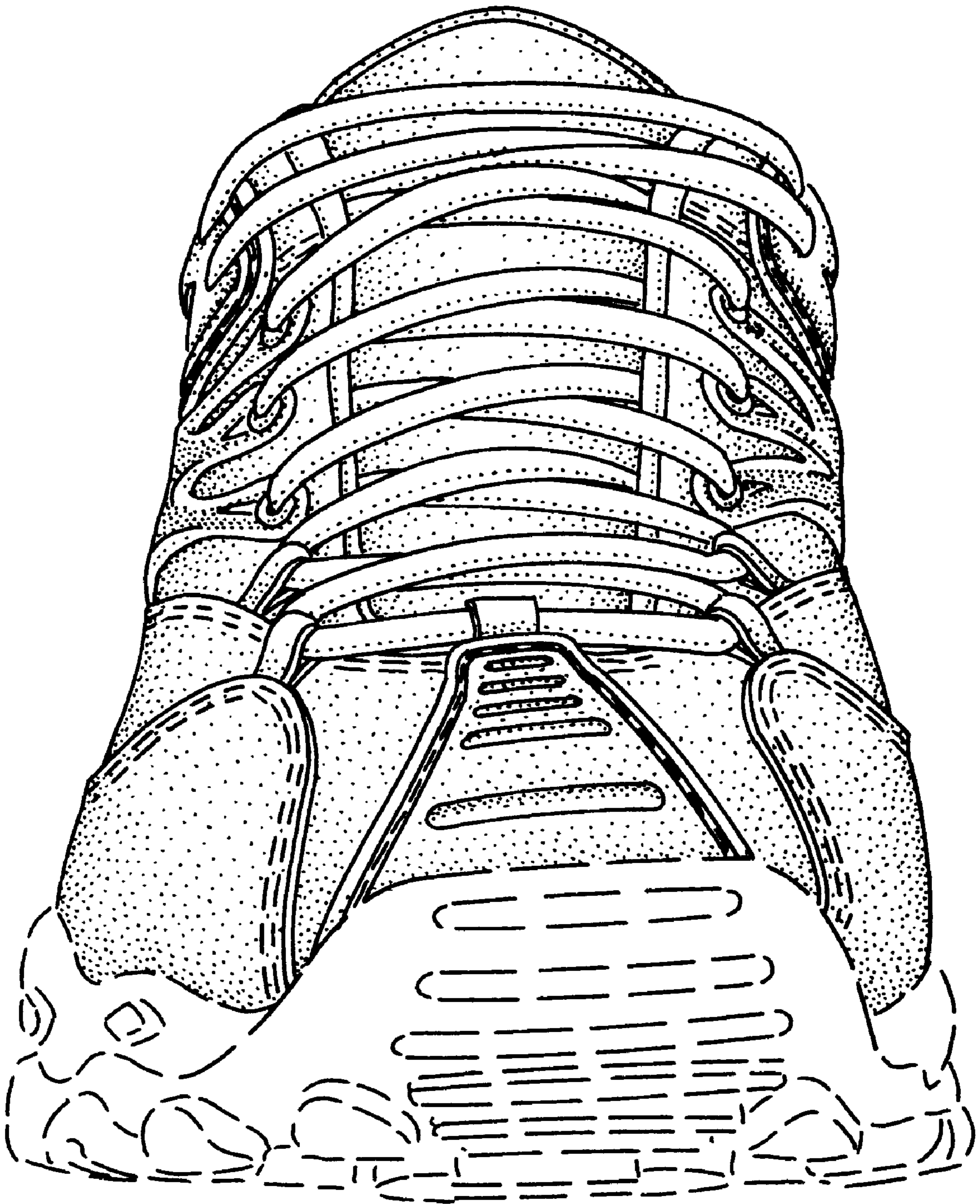


FIG. 2

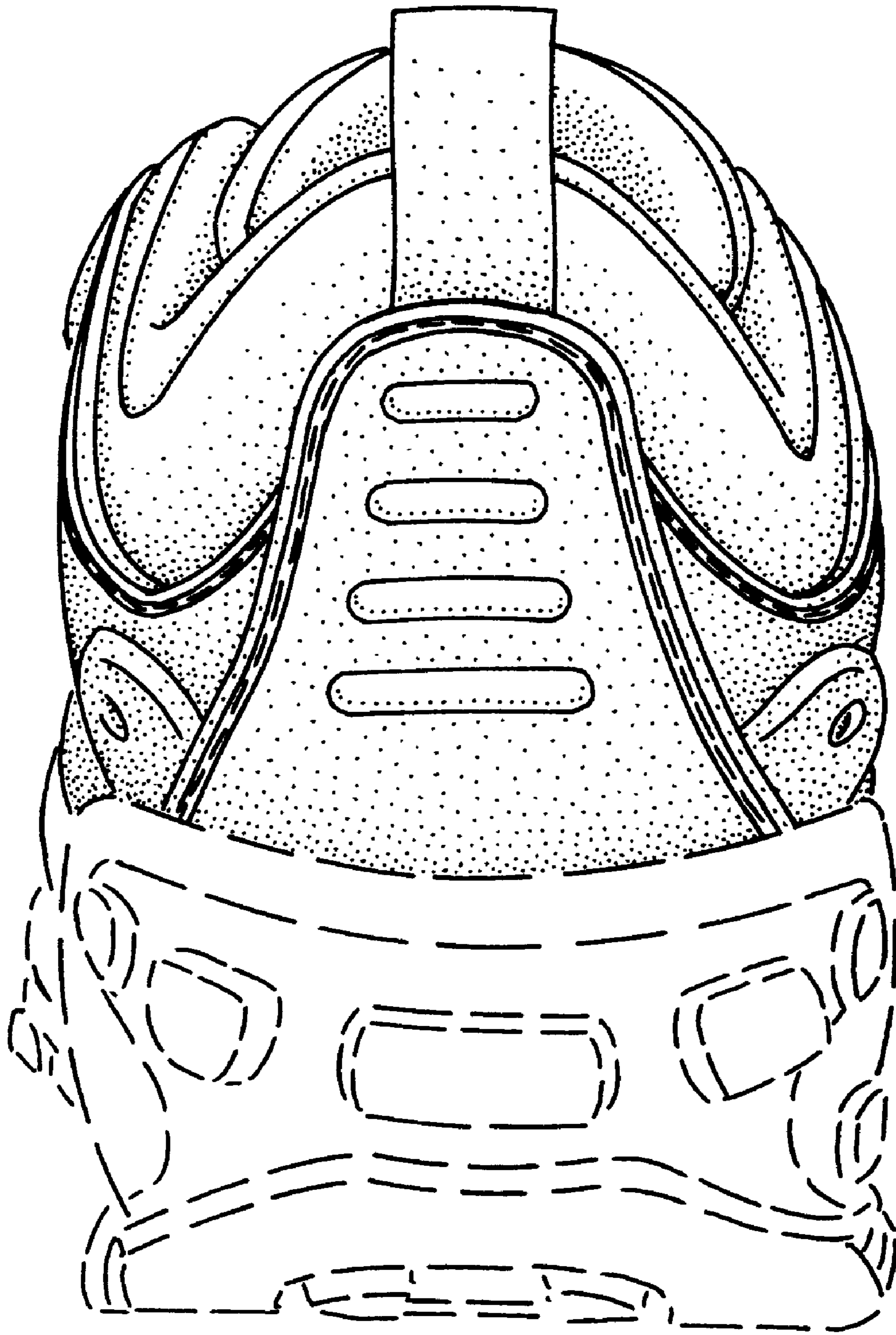


FIG. 3

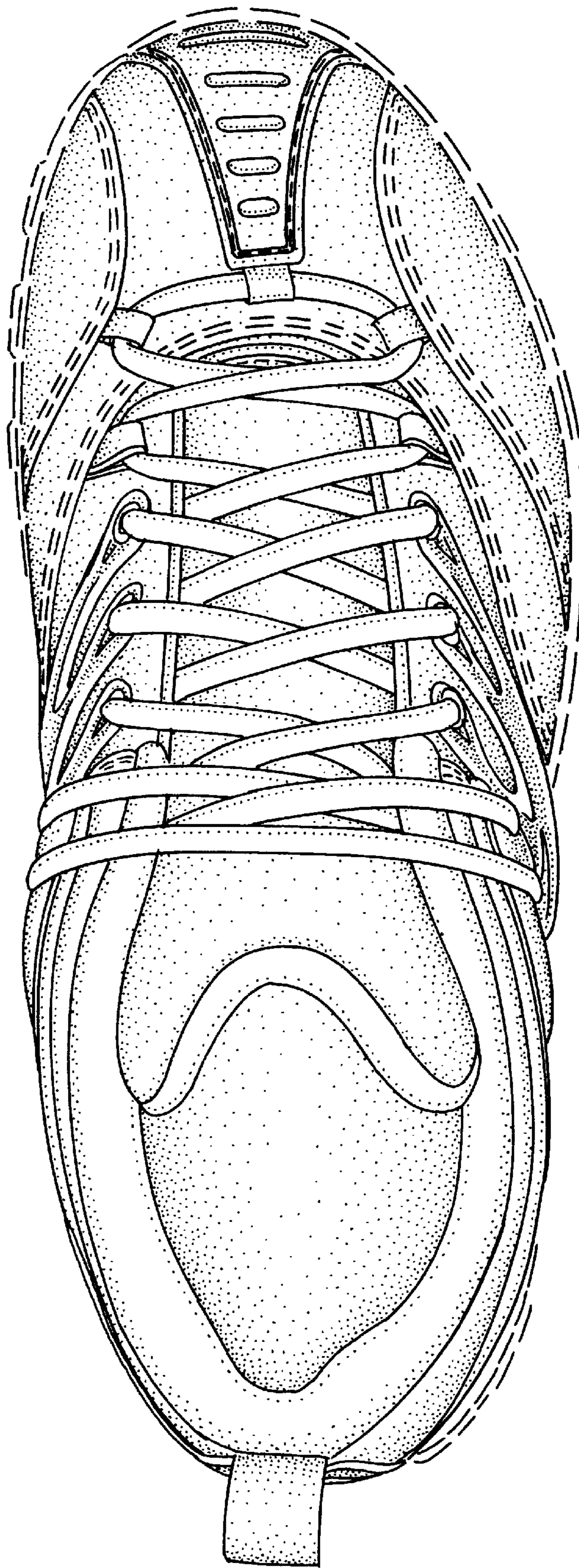


FIG. 4

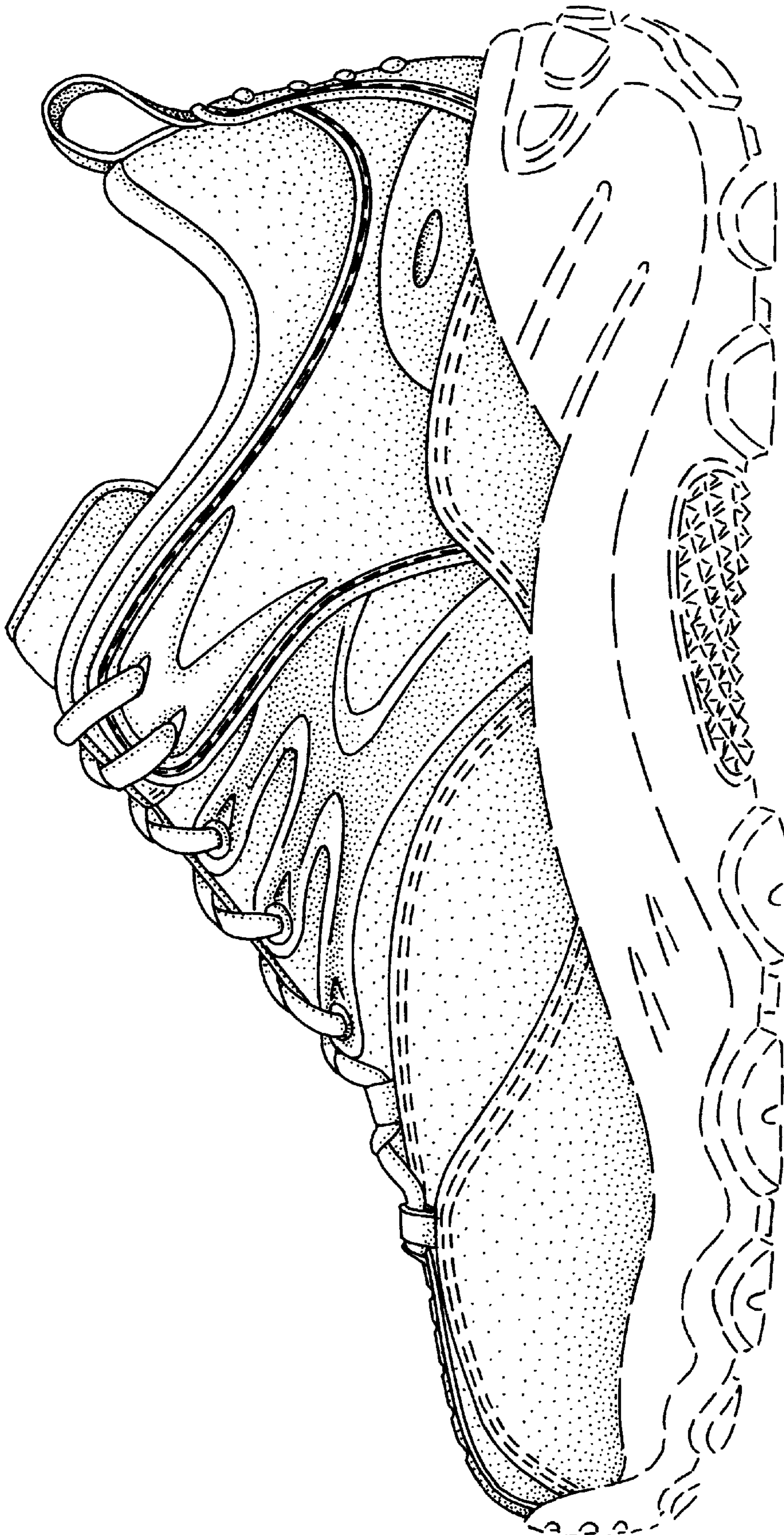


FIG. 5

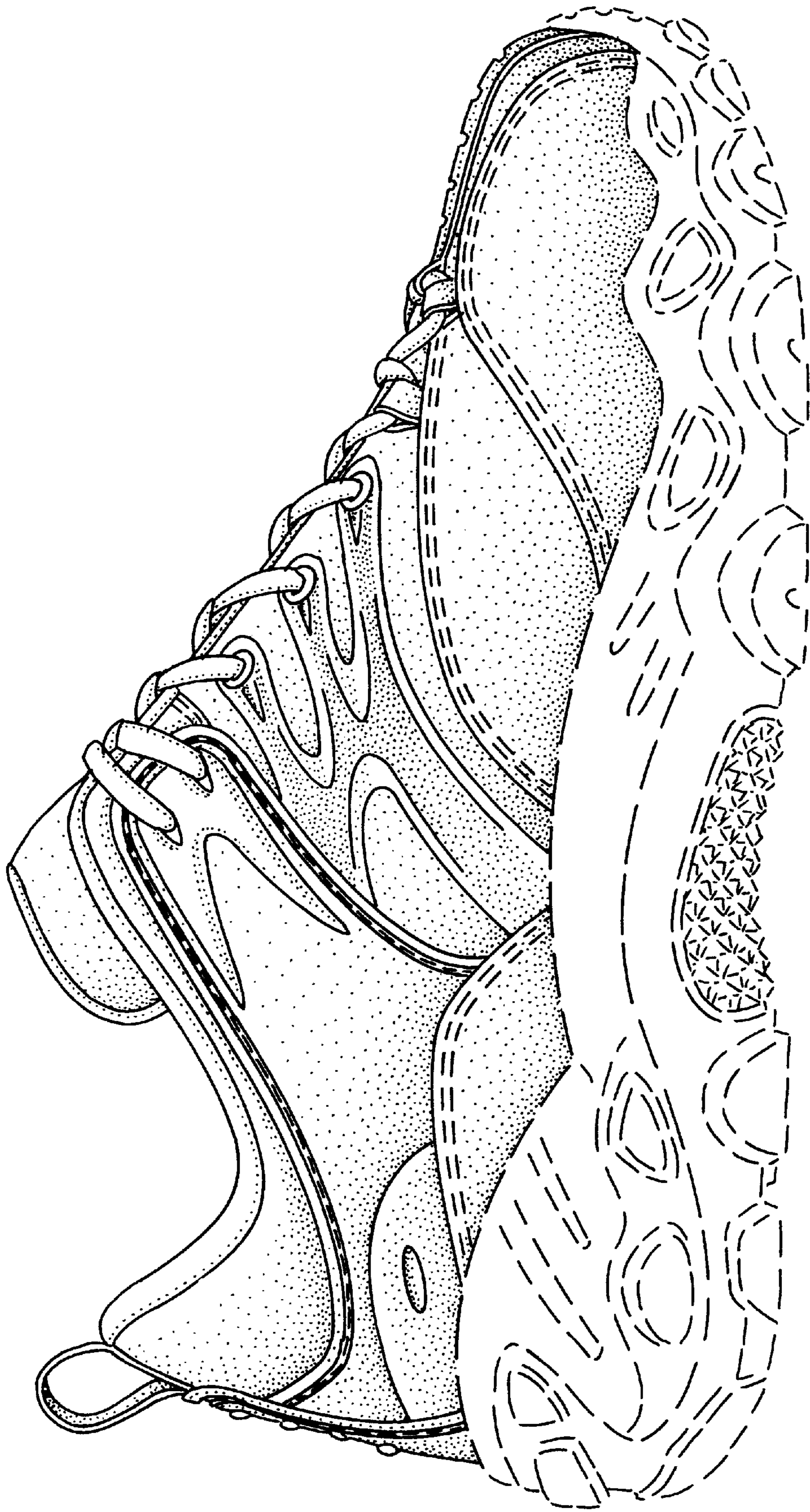


FIG. 6