



US00D431341S

# United States Patent [19]

DiPaolo et al.

[11] Patent Number: **Des. 431,341**

[45] Date of Patent: **\*\* Sep. 26, 2000**

[54] **CHECK HOLDER FOR KEY CHAIN**

[76] Inventors: **Anthony M. DiPaolo; John T. Hood,**  
both of 18221 Edison Ave.,  
Chesterfield, Mo. 63005

[\*\*] Term: **14 Years**

[21] Appl. No.: **29/050,199**

[22] Filed: **Feb. 12, 1996**

[51] **LOC (7) Cl.** ..... **99-00**

[52] **U.S. Cl.** ..... **D99/34; D3/208**

[58] **Field of Search** ..... D3/207-212, 216;  
70/456 R, 456 B; 24/3 K; D11/1, 2, 40-48,  
78.1, 79, 80, 82, 95; D99/34; 453/49; 206/81

[56] **References Cited**

**U.S. PATENT DOCUMENTS**

D. 256,964	9/1980	Santana	.....	D99/34
D. 347,928	6/1994	Starke et al.	.....	D99/34
D. 360,070	7/1995	DiPaolo et al.	.....	D3/208
711,516	10/1902	Miller	.....	D11/80

2,115,342	4/1938	Moore	.....	70/456 R
3,257,696	6/1966	Miller et al.	.....	70/456 R
3,589,155	6/1971	Kamp	.....	D3/207
3,893,315	7/1975	Kamp	.....	70/456 R

*Primary Examiner*—Ralf Seifert  
*Attorney, Agent, or Firm*—Senniger, Powers, Leavitt & Roedel

[57] **CLAIM**

The ornamental design for a check holder for key chain, as shown and described.

**DESCRIPTION**

FIG. 1 is a front view of a check holder for key chain showing our new design;  
FIG. 2 is a back view thereof, being essentially identical to the front view;  
FIG. 3 is a right side view thereof; the left side being a mirror image of the right side;  
FIG. 4 is a top view thereof; and,  
FIG. 5 is a bottom view thereof.

**1 Claim, 1 Drawing Sheet**

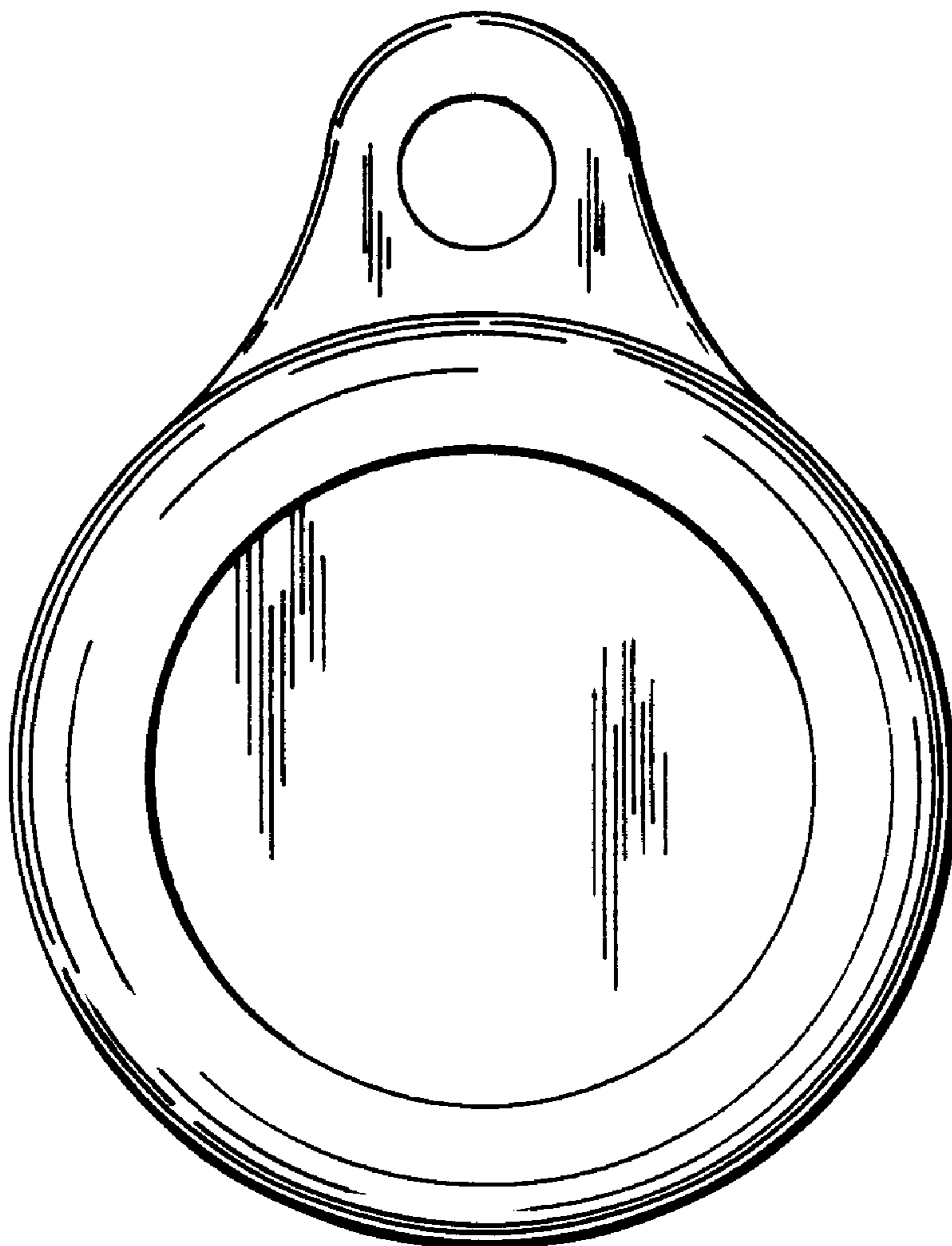


FIG. 1

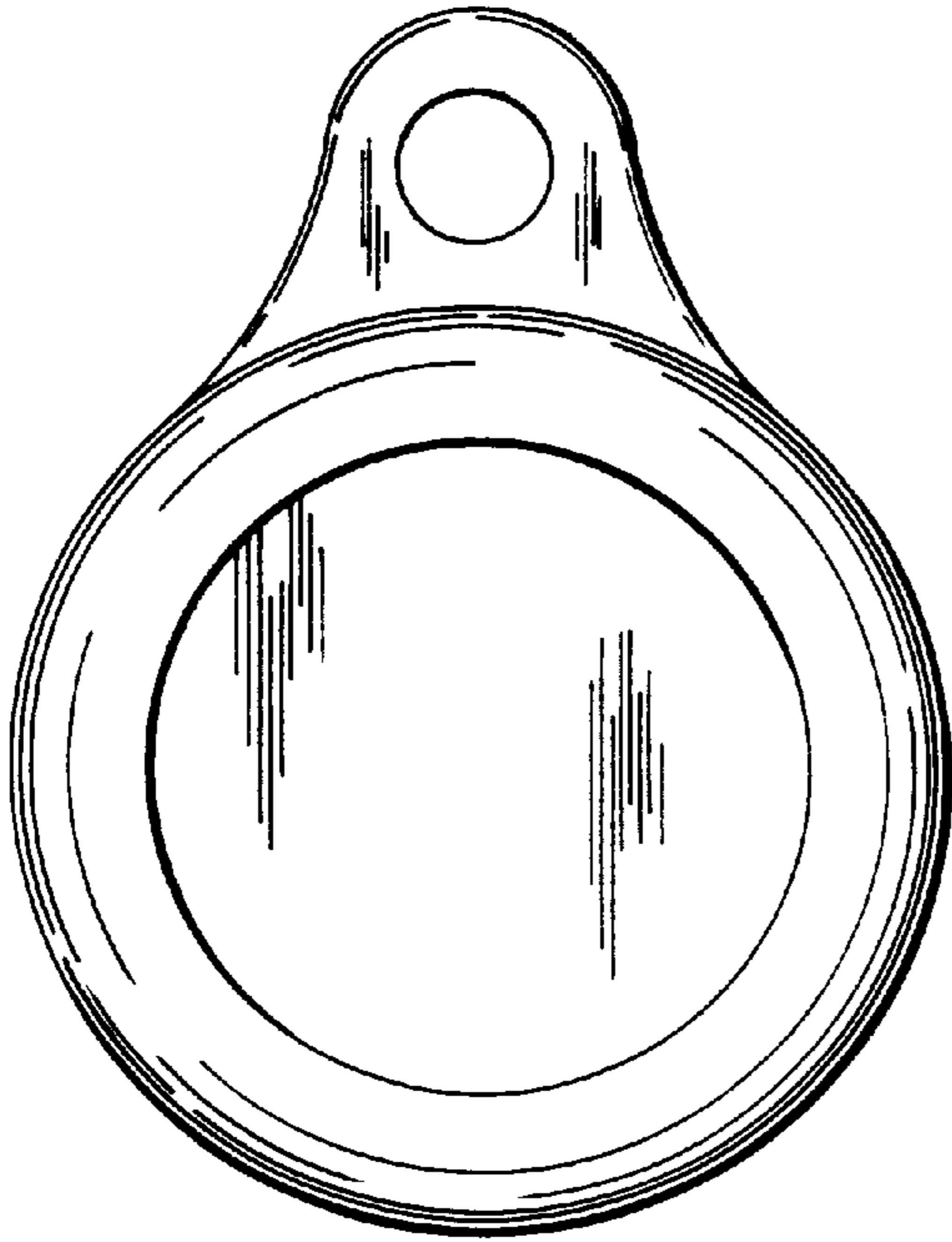


FIG. 2

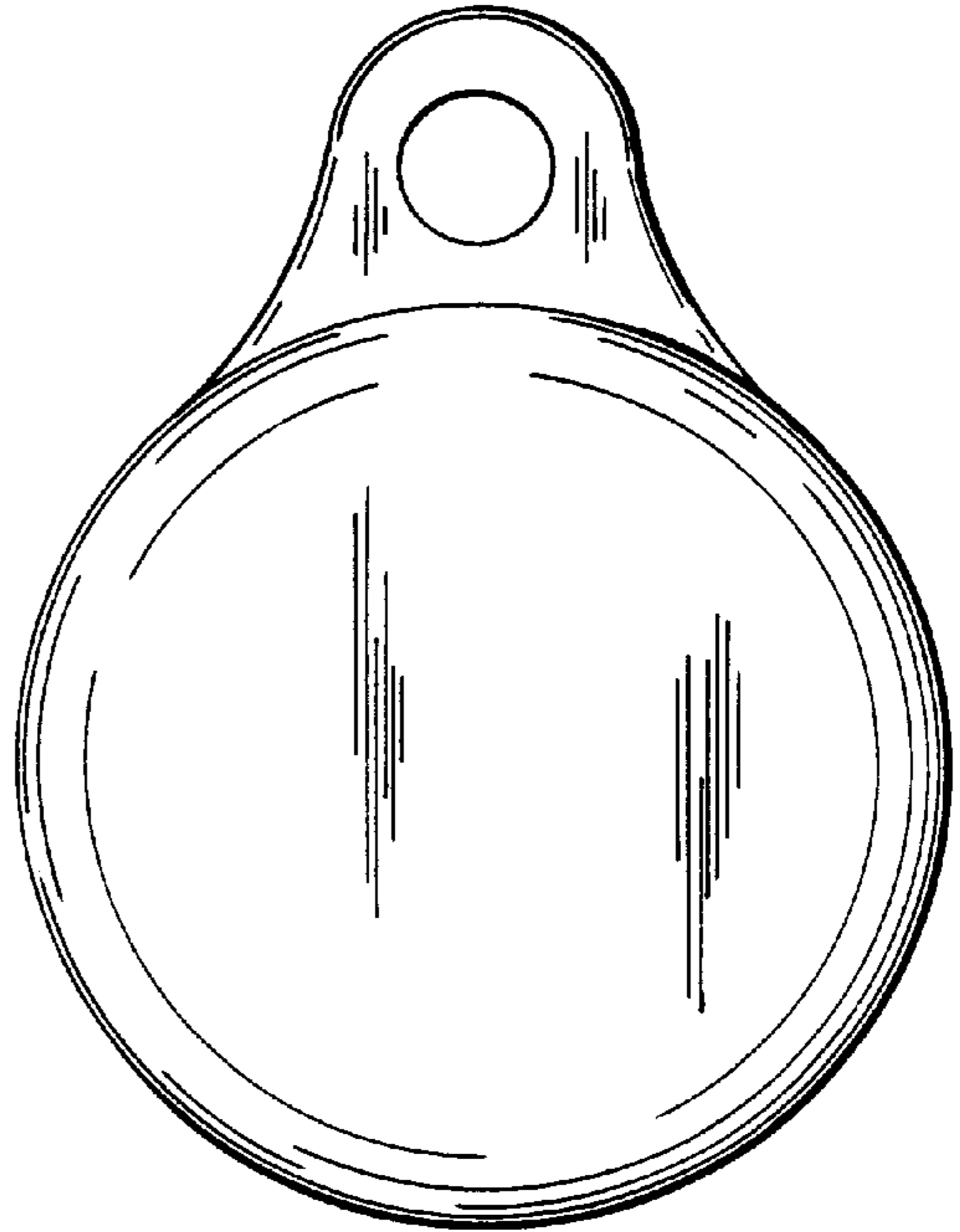


FIG. 3




FIG. 4

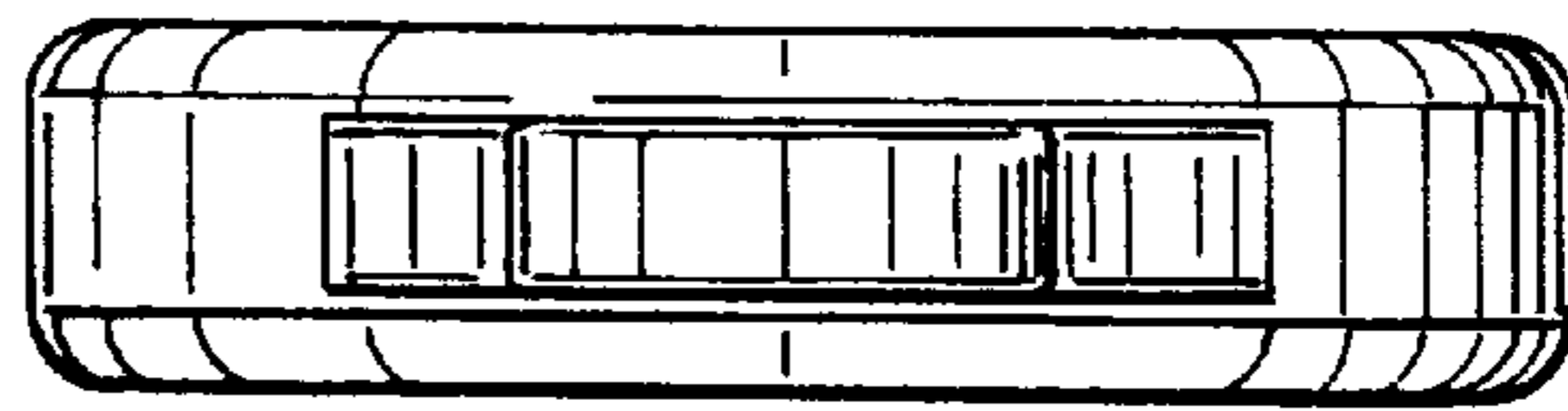


FIG. 5

