



US00D431340S

United States Patent [19] Giles

[11] Patent Number: **Des. 431,340**

[45] Date of Patent: **** Sep. 26, 2000**

[54] **BURIAL CASKET**

[76] Inventor: **Ruth Giles**, 9700 Jersey Ave. #179,
Santa Fe Springs, Calif. 90670

[**] Term: **14 Years**

[21] Appl. No.: **29/105,647**

[22] Filed: **May 28, 1999**

[51] **LOC (7) Cl.** **99-00**

[52] **U.S. Cl.** **D99/1**

[58] **Field of Search** D99/1, 2, 6, 3,
D99/7, 8, 11; 27/1, 2, 3, 4, 5, 6, 7; D21/483

[56] **References Cited**

U.S. PATENT DOCUMENTS

- D. 10,776 8/1878 Nirdlinger .
- D. 56,483 10/1920 Sols D99/3
- D. 72,003 2/1927 Cudlipp D21/483
- D. 100,265 7/1936 Goggins .
- D. 108,724 3/1938 Watson, Jr. D99/7
- D. 202,266 9/1965 Christian .
- D. 213,971 4/1969 Black .

- 1,434,182 10/1922 Zengen 27/1 X
- 1,965,385 7/1934 Ludwig D99/1
- 3,490,114 1/1970 Connelly et al. 27/3
- 3,815,185 6/1974 Owens 27/3
- 5,678,289 10/1997 Saaf .

Primary Examiner—Paula A. Mortimer
Attorney, Agent, or Firm—Goldstein & Canino

[57] **CLAIM**

The ornamental design for a burial casket, as shown and described.

DESCRIPTION

FIG. 1 is a front perspective view of a burial casket showing my new design;
FIG. 2 is a front elevational view thereof, the rear elevational view being a mirror image of the front view;
FIG. 3 is a right side elevational view thereof;
FIG. 4 is a left side elevational view thereof;
FIG. 5 is a top plan view of the burial casket; and,
FIG. 6 is a bottom plan view thereof.

1 Claim, 3 Drawing Sheets



FIG. 1




FIG. 2

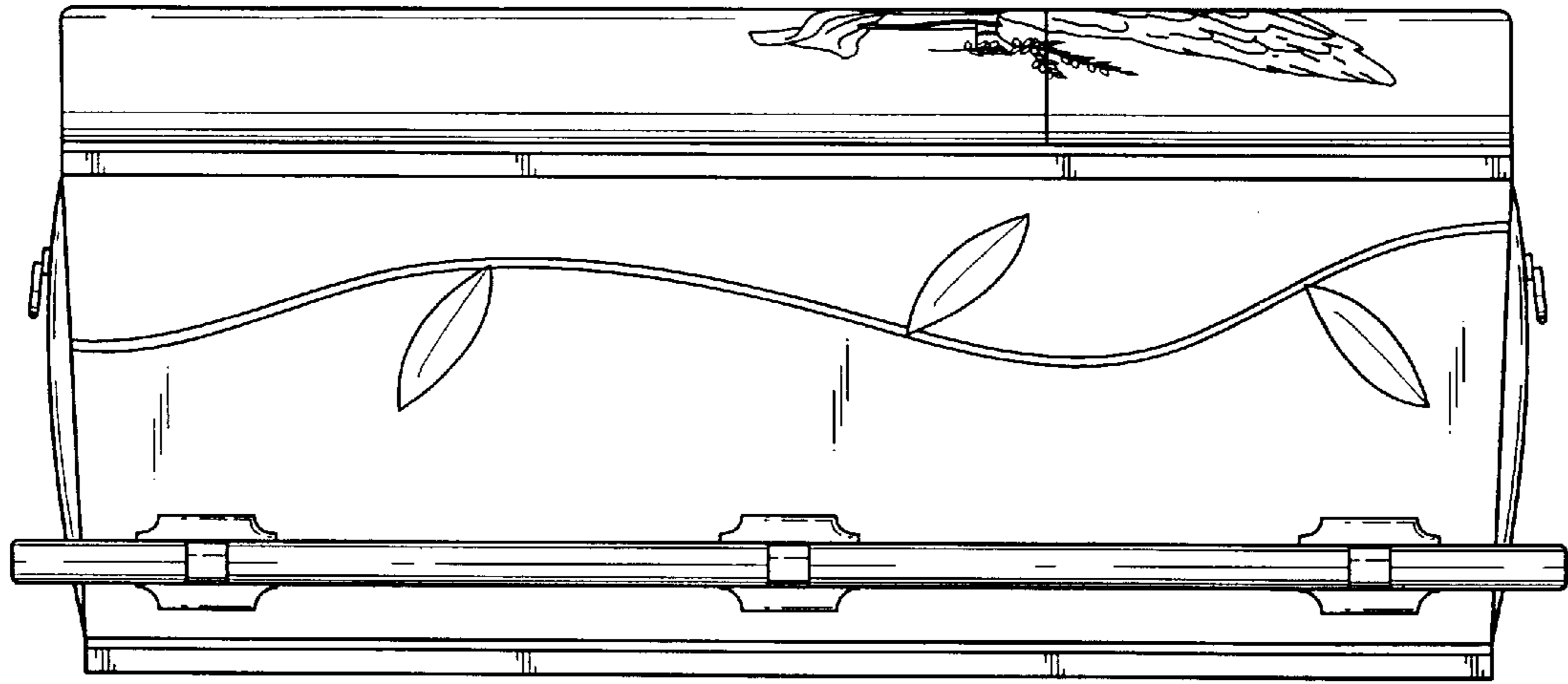


FIG. 3

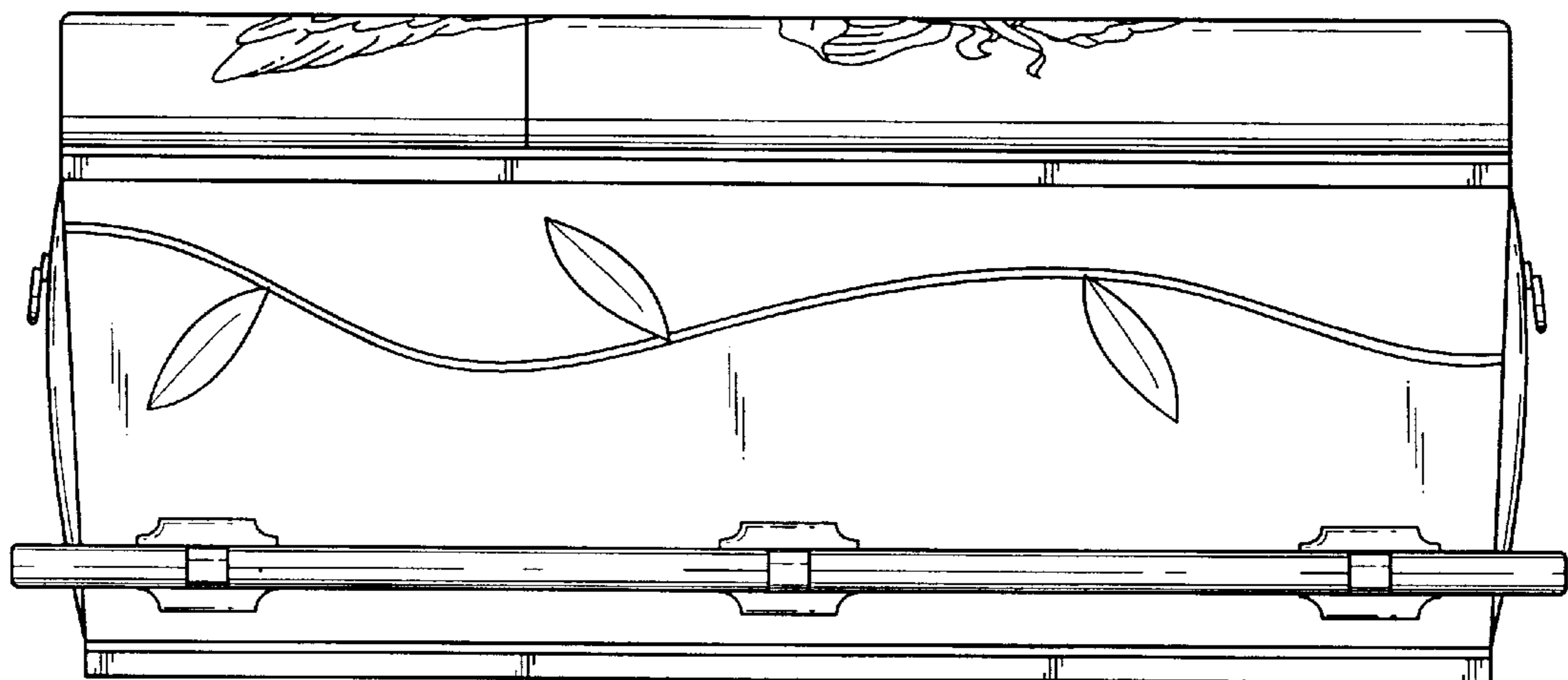


FIG. 4



FIG. 5

FIG. 6

