



US00D431329S

United States Patent [19] Chen

[11] Patent Number: Des. 431,329

[45] Date of Patent: ** Sep. 26, 2000

[54] KNEE PAD CUSHION

[75] Inventor: Chih-Cherng Chen, Taipei, Taiwan

[73] Assignee: ASICS Corporation, Kobe, Japan

[**] Term: 14 Years

[21] Appl. No.: 29/102,696

[22] Filed: Mar. 30, 1999

[51] LOC (7) Cl. 29-02

[52] U.S. Cl. D29/122

[58] Field of Search D29/100, 101,
D29/120-122; D2/858, 712; 2/16, 21-24,
62, 158, 161.6, 267; 5/417-420; D24/190

[56] **References Cited**

U.S. PATENT DOCUMENTS

D. 47,333	5/1915	Kleinschmidt	D24/190
D. 327,961	7/1992	Decker	.	
D. 341,005	11/1993	Pratt	.	
D. 341,229	11/1993	Tsujino	.	
D. 341,679	11/1993	Levine	D29/121
D. 343,480	1/1994	Levine	D29/121
D. 347,301	5/1994	Levine	D29/121
D. 360,284	7/1995	Paffett et al.	.	
D. 360,285	7/1995	Paffett et al.	.	
D. 360,286	7/1995	Paffett et al.	.	
D. 360,287	7/1995	Paffett et al.	.	
D. 363,147	10/1995	Chen	.	
D. 394,332	5/1998	Tsujino	.	
D. 394,333	5/1998	Tsujino	.	
D. 402,424	12/1998	Jackson	D29/122
D. 404,134	1/1999	Dunshee	D24/189
2,641,761	6/1953	Schultz	.	
3,044,075	7/1962	Rawlings	.	
3,322,873	5/1967	Hitchcock	.	
3,670,725	6/1972	Gaylord, Jr.	.	
4,250,578	2/1981	Barlow	.	

4,287,885	9/1981	Applegate	.	
4,354,280	10/1982	Hayes	.	
4,484,361	11/1984	Leighton et al.	.	
4,573,216	3/1986	Wortberg	.	
4,700,698	10/1987	Kleylein	.	
4,723,322	2/1988	Shelby	.	
4,796,303	1/1989	Atwater	.	
4,846,819	7/1989	Welch	.	
4,870,956	10/1989	Fatool et al.	.	
5,077,837	1/1992	Meistrell	.	
5,105,473	4/1992	Valtakari	.	
5,306,229	4/1994	Brandt et al.	.	
5,411,037	5/1995	Hess et al.	.	
5,474,524	12/1995	Carey	.	
5,680,657	10/1997	Valtakari	.	
5,683,286	11/1997	Kielland	.	
5,685,021	11/1997	Tsujino	.	
5,695,452	12/1997	Grim et al.	.	
5,711,029	1/1998	Visco et al.	2/24
5,765,731	6/1998	Callian	2/21 X
5,769,809	6/1998	Witzel	.	

Primary Examiner—Doris Clark
Assistant Examiner—Robert A. Delehanty
Attorney, Agent, or Firm—Michael Zall

[57] **CLAIM**

The ornamental design for a knee pad cushion, as shown and described.

DESCRIPTION

FIG. 1 is a front perspective view from the right side showing my new knee pad cushion design;
FIG. 2 is a front view thereof;
FIG. 3 is a right side view thereof, with the left side view being identical thereto;
FIG. 4 is a back view thereof; and,
FIG. 5 is a bottom view thereof, with the top view being identical thereto.

1 Claim, 3 Drawing Sheets

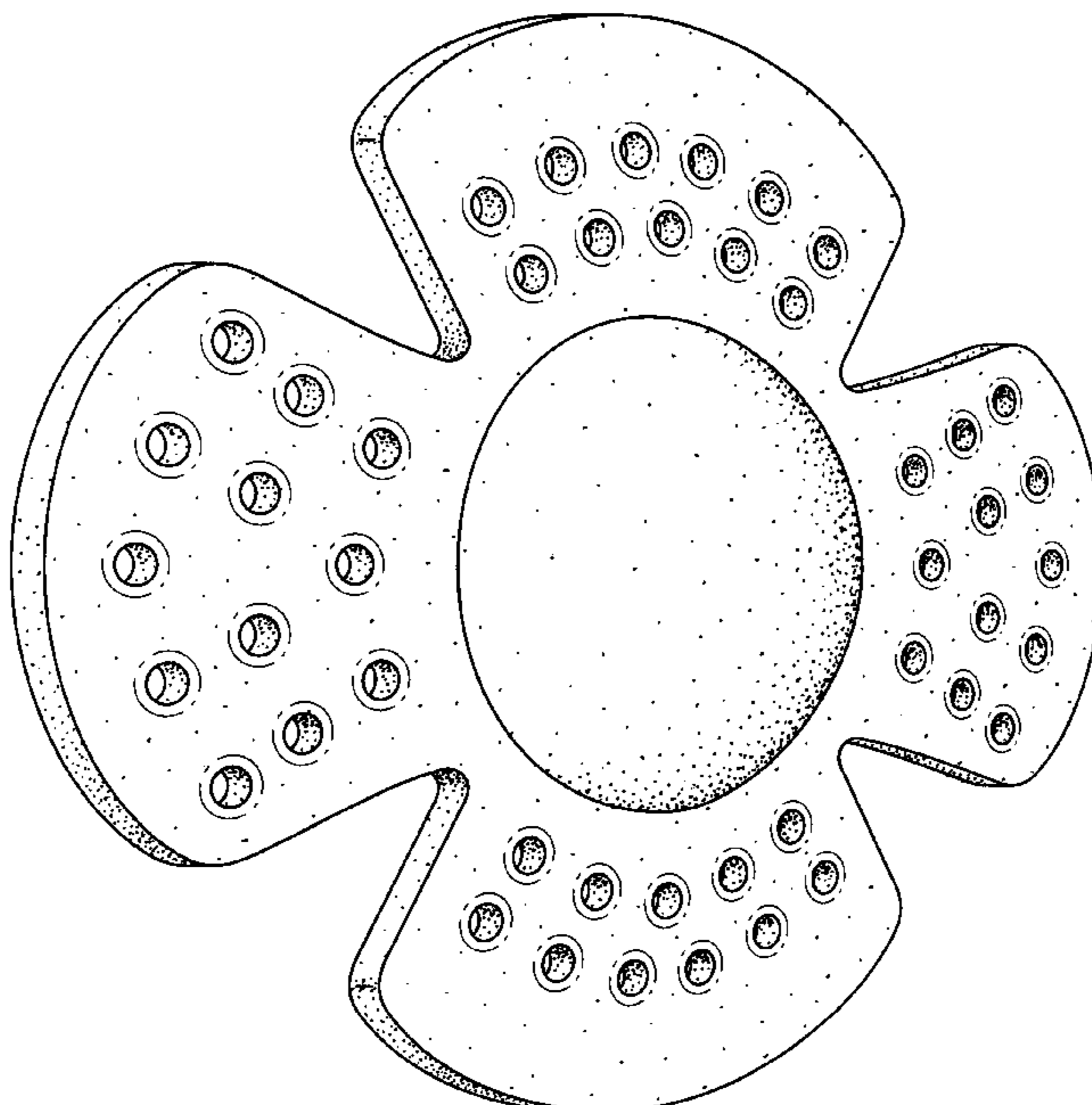


FIG. 1

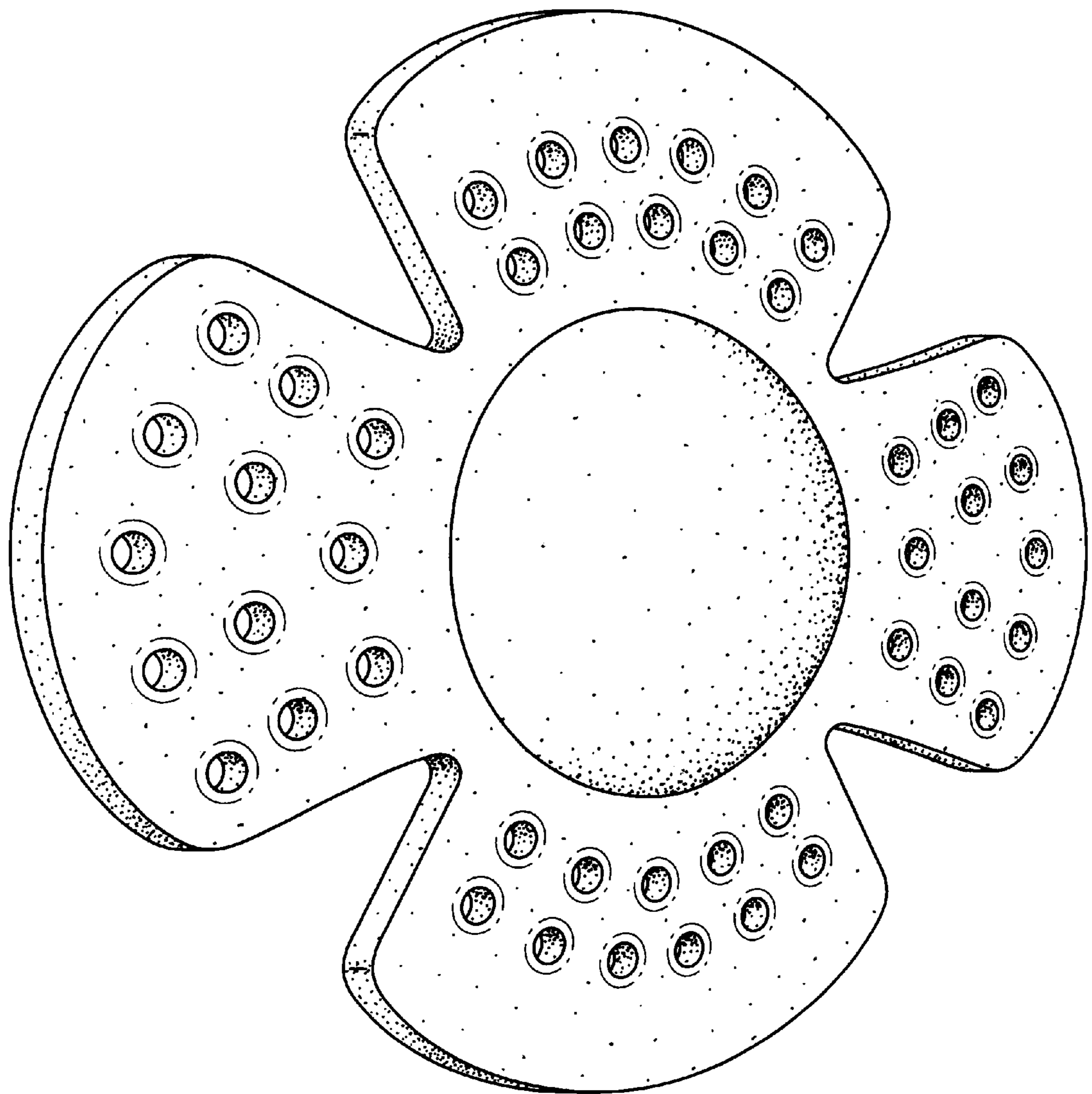


FIG. 3

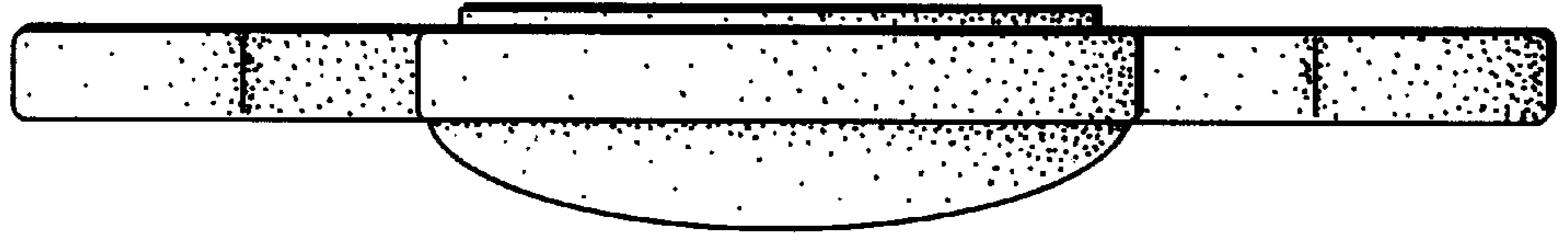


FIG. 2

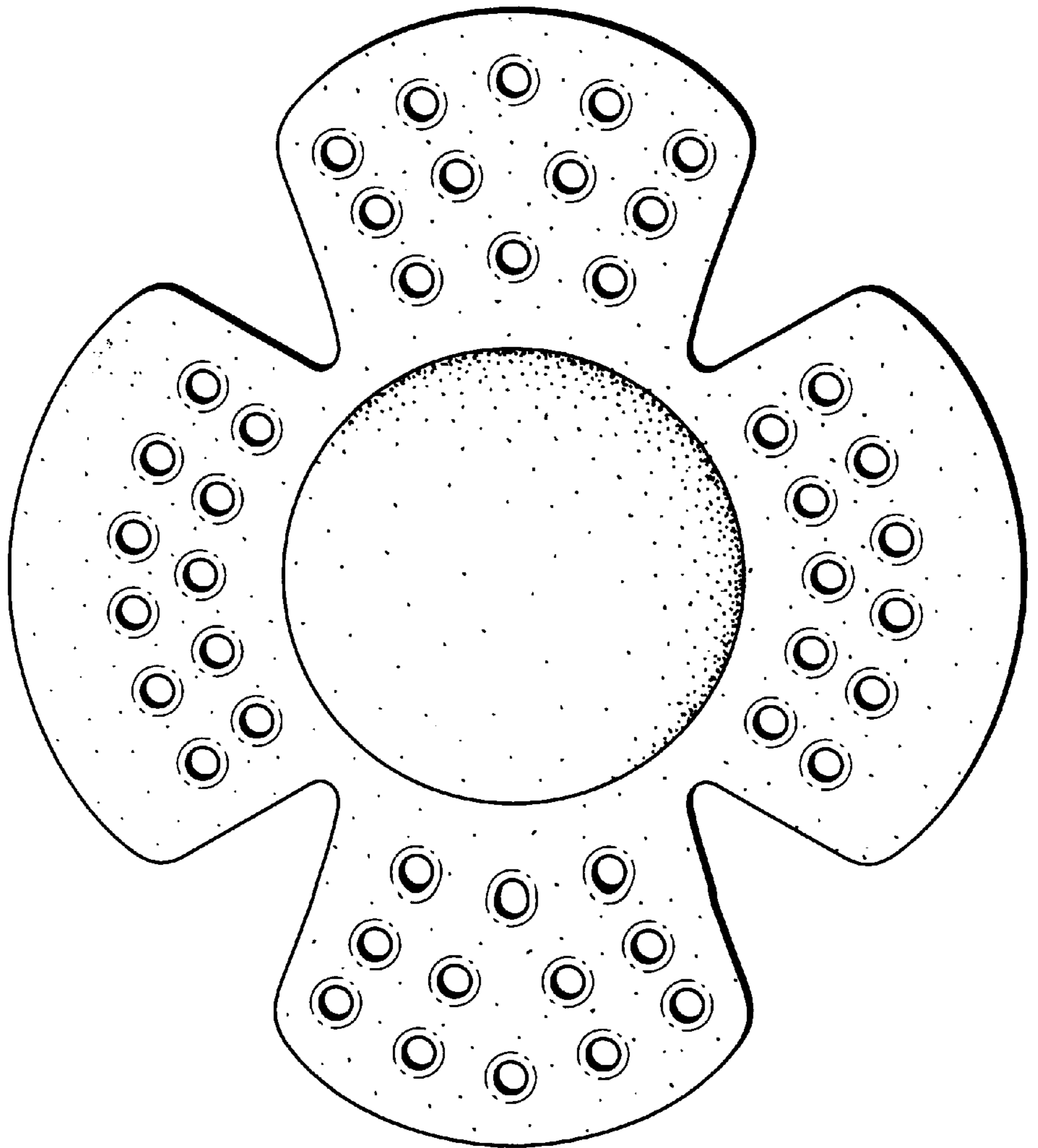


FIG. 4

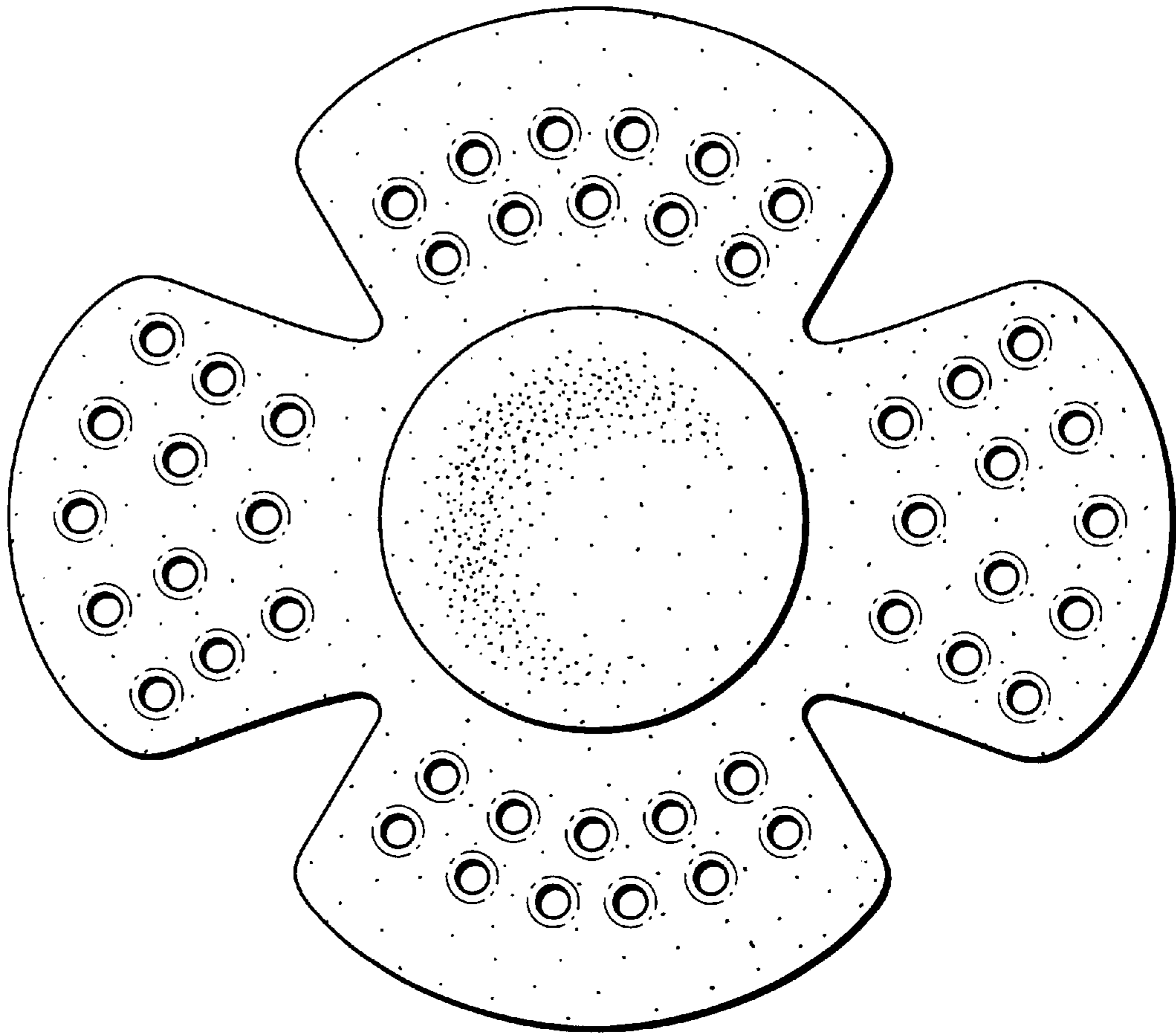


FIG. 5

