



US00D431307S

United States Patent [19]

Zelina, Jr. et al.

[11] Patent Number: **Des. 431,307**

[45] Date of Patent: **** Sep. 26, 2000**

[54] **SPOTLIGHT**

[75] Inventors: **Thomas N. Zelina, Jr., Erie; Michael A. Wheeling, Waterford, both of Pa.**

[73] Assignee: **Lectro Science, Inc., Erie, Pa.**

[**] Term: **14 Years**

[21] Appl. No.: **29/103,645**

[22] Filed: **Apr. 19, 1999**

[51] **LOC (7) Cl.** **26-03**

[52] **U.S. Cl.** **D26/24; D26/72**

[58] **Field of Search** **D25/24, 25, 26, D25/60, 61, 62-66, 67, 68, 69, 72, 74; 362/147, 269, 418, 419, 427, 428, 275**

[56] **References Cited**

U.S. PATENT DOCUMENTS

D. 83,058	1/1931	O'Neil	D26/24
D. 112,957	1/1939	Ludwig	D26/24
D. 113,850	3/1939	Ludwig	D26/24
D. 128,125	7/1941	Rutledge	D26/24
D. 197,909	4/1964	Winters	D26/74
D. 290,756	7/1987	Fujitaki et al.	D26/74
D. 296,475	6/1988	Gallagher	D26/26
D. 296,936	7/1988	Gallagher	D26/26
D. 303,015	8/1989	Fields et al.	D26/26
D. 304,767	11/1989	Lim	D26/26
D. 315,610	3/1991	Joosten et al.	D26/63
D. 322,550	12/1991	Evans	D26/26 X
D. 325,096	3/1992	Pashak	D26/26 X

D. 329,710	9/1992	Muller et al.	D26/26
D. 393,084	3/1998	Hergert	D26/26
D. 402,773	12/1998	Lo	D26/24
2,212,048	8/1940	Russell	362/269
4,212,050	7/1980	Trenkel	362/428 X

OTHER PUBLICATIONS

home lighting and Accessories, p. 39, Europa Style, Aug. 1979.

Lite Trac Prescolite, p. 25, item No. T1 34 150W PAR-38/R-40, Jun. 1985.

Primary Examiner—Cynthia E Ramirez
Attorney, Agent, or Firm—Hill & Simpson

[57] **CLAIM**

The ornamental design for a spotlight, as shown and described.

DESCRIPTION

FIG. 1 is a front perspective view of a spotlight according to invention:

FIG. 2 is a front elevational view thereof;

FIG. 3 is a side elevational view thereof; the opposing side being a mirror image,

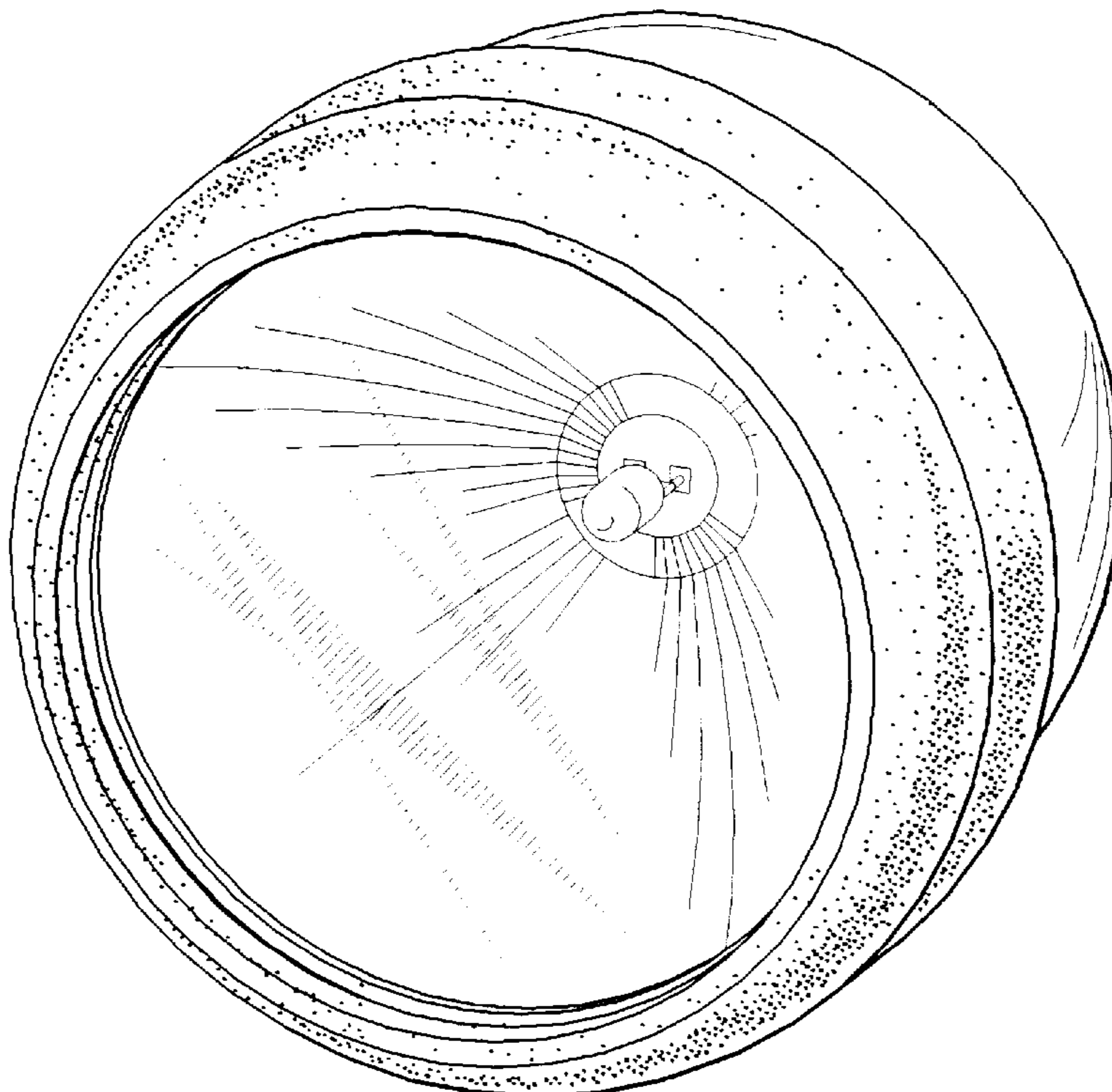
FIG. 4 is a rear elevational view thereof;

FIG. 5 is a top plan view thereof; and,

FIG. 6 is a bottom plan view thereof.

The broken line showing of a square element in FIGS. 2, 3, 4 and 6 is for illustrative purposes only and forms no part of the claimed design.

1 Claim, 3 Drawing Sheets



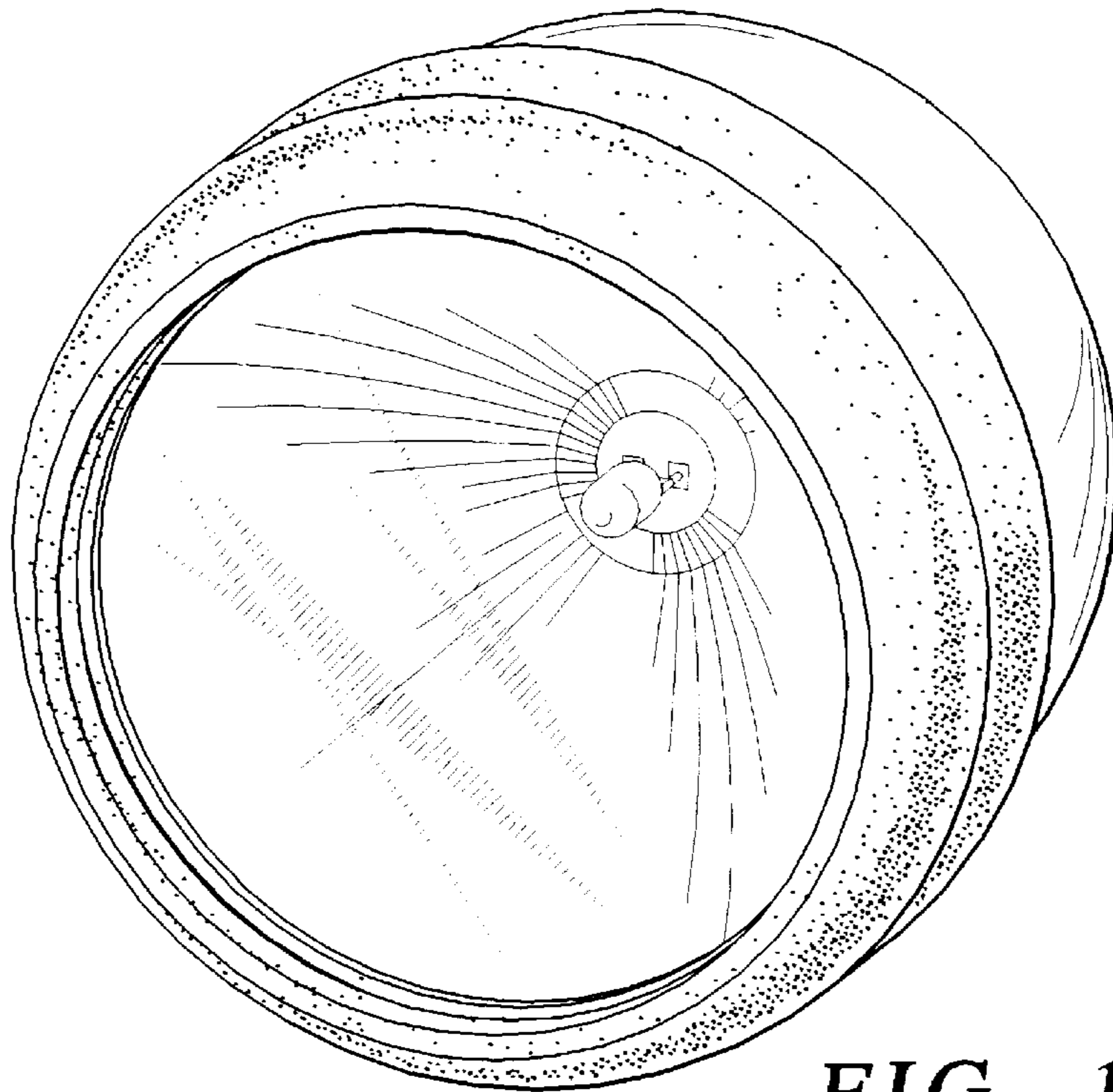


FIG. 1

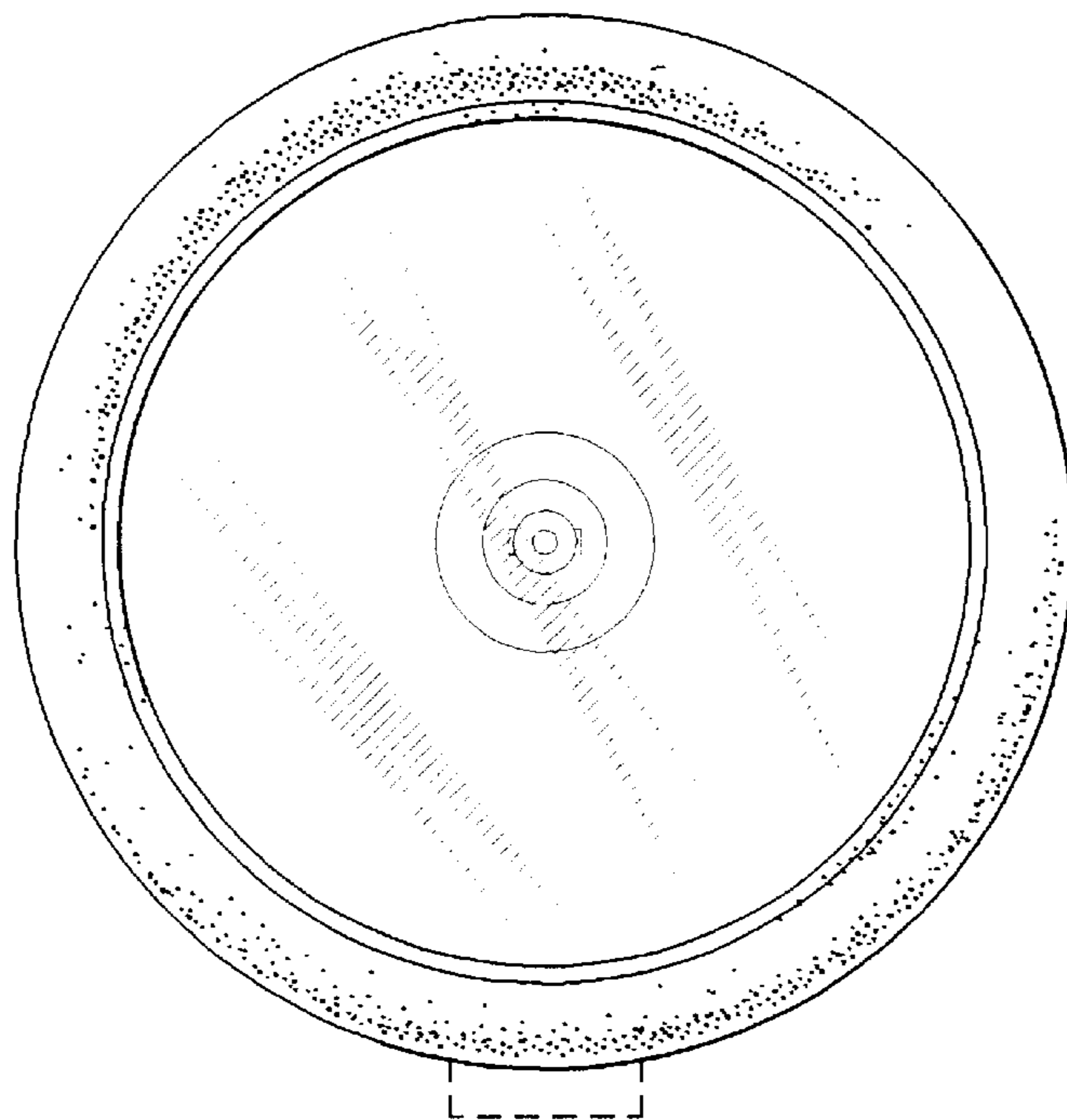


FIG. 2

FIG. 3


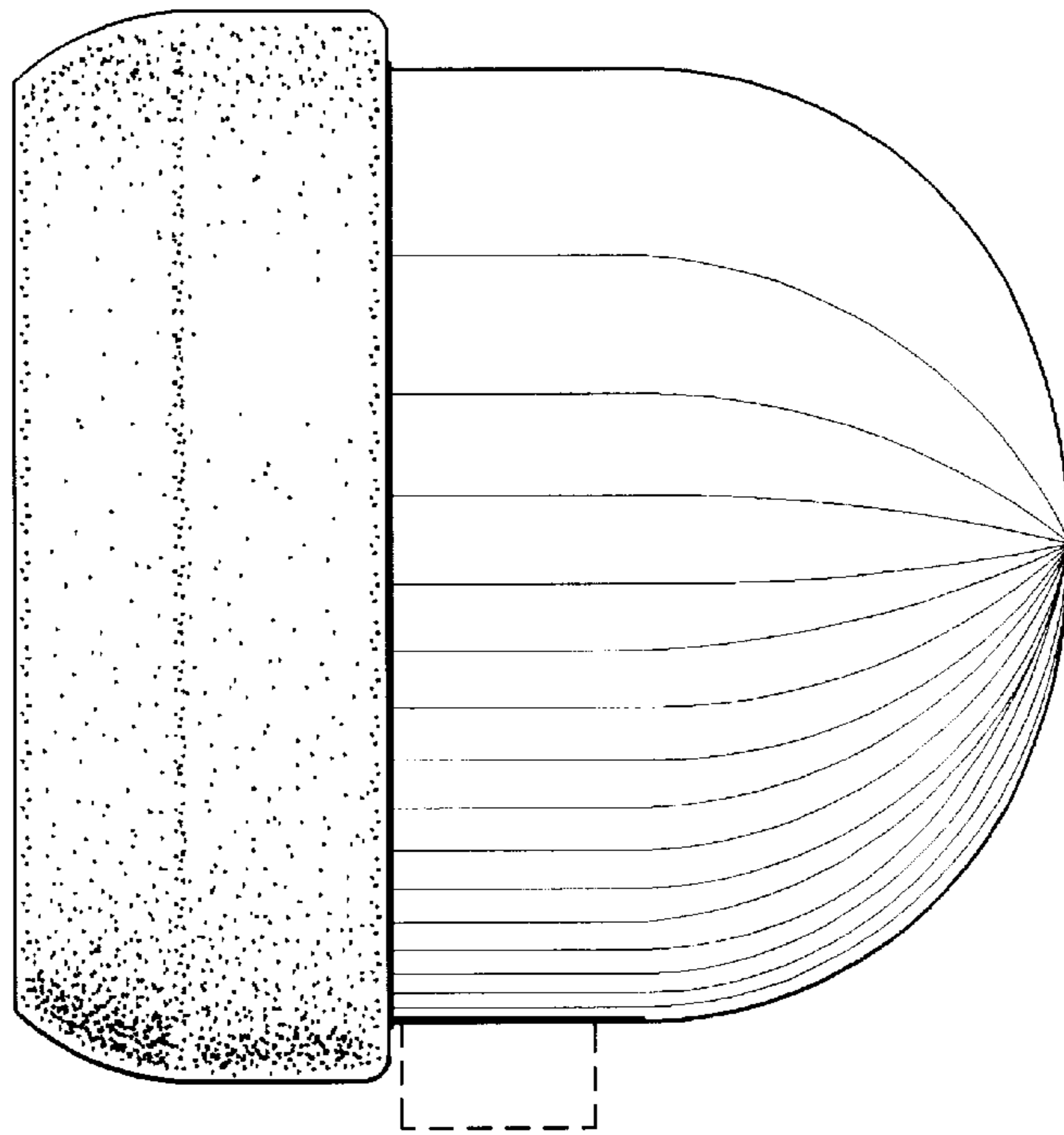


FIG. 4

FIG. 5

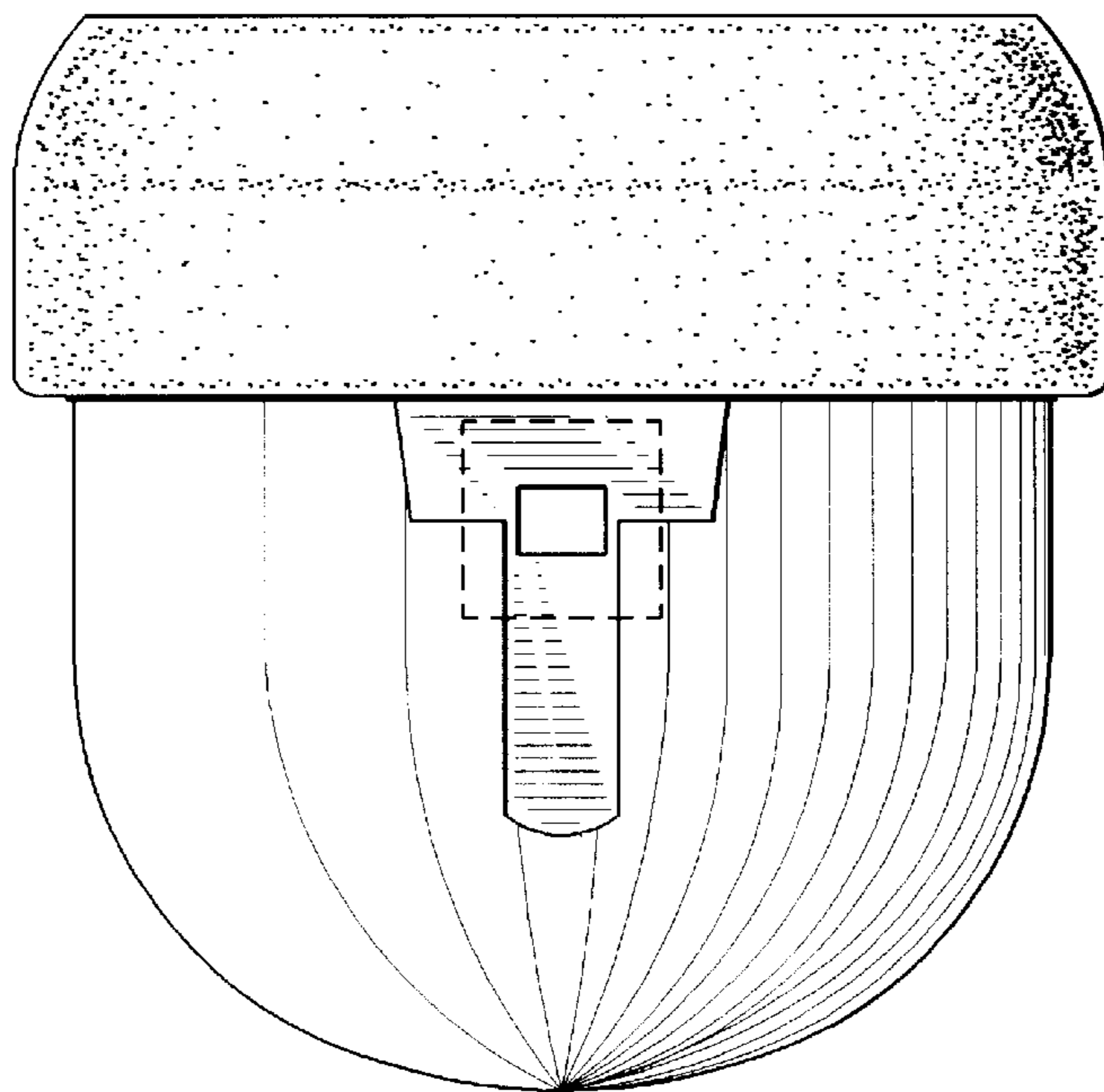
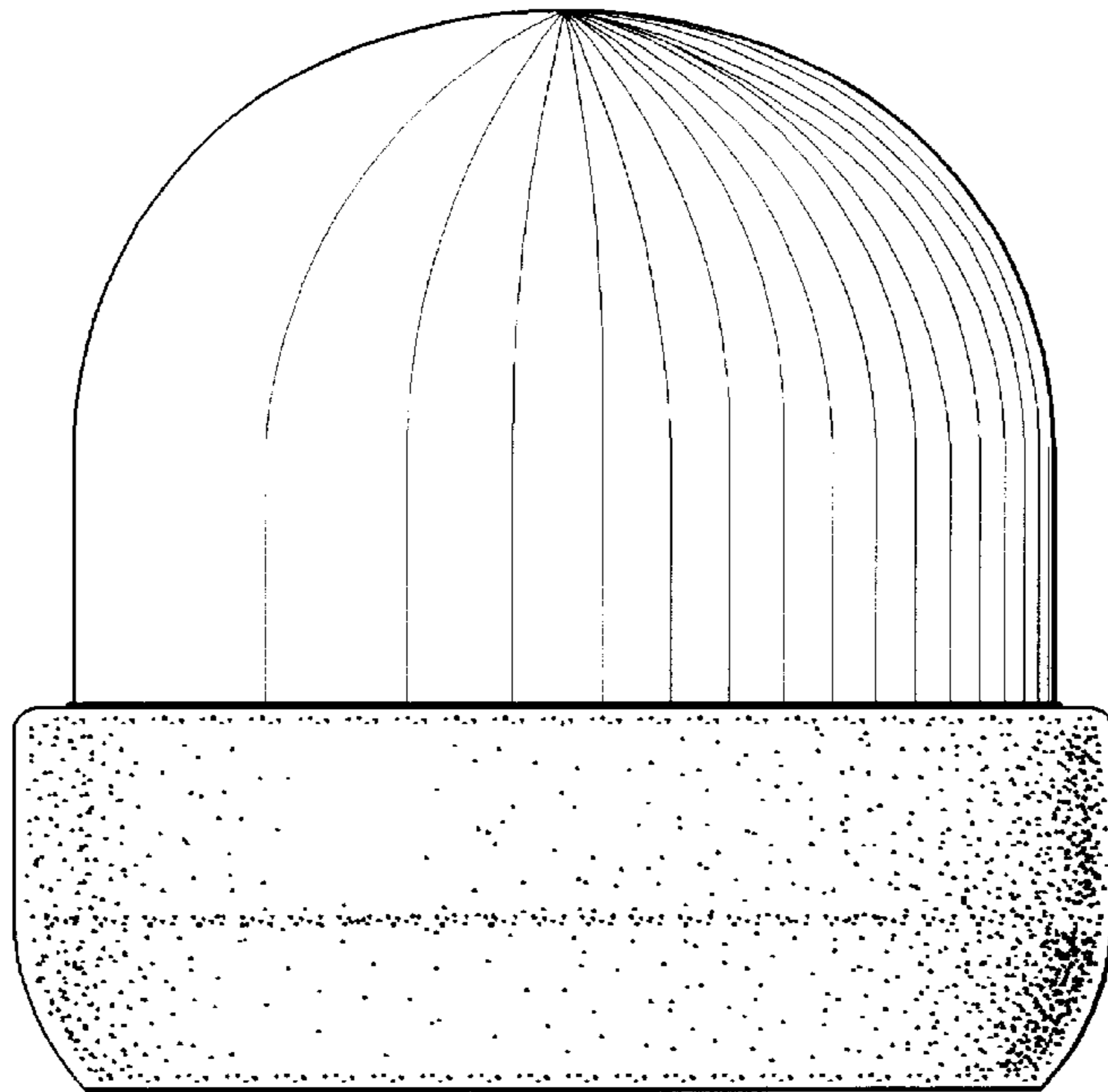


FIG. 6