



US00D431287S

United States Patent [19]

[11] Patent Number: **Des. 431,287**

Nguyen

[45] Date of Patent: **** Sep. 26, 2000**

[54] COVER FOR A FAUCET MIXING VALVE

[75] Inventor: **Luan Nguyen**, Morristown, N.J.

[73] Assignee: **American Standard Inc.**, Piscataway, N.J.

[**] Term: **14 Years**

[21] Appl. No.: **29/067,162**

[22] Filed: **Mar. 5, 1997**

[51] LOC (7) Cl. **23-02**

[52] U.S. Cl. **D23/303; D23/260; D23/254**

[58] Field of Search D23/238-243,
D23/250-257, 303-311; D8/300-308, 382;
4/675-678; 137/801, 232; D24/197; 215/11.1-11.6;
D9/435; D6/955; D12/153

D. 319,294	8/1991	Kohler, Jr. et al.	23/254
D. 323,020	1/1992	Kolada	D23/250
D. 324,807	3/1992	Reid et al.	D8/310
D. 331,797	12/1992	Rosenbaum	23/249
D. 332,826	1/1993	Rosenbaum	23/254
D. 340,007	10/1993	Gershenson	D11/200
D. 354,113	1/1995	Nortier et al.	D23/233
D. 358,870	5/1995	Formgren	D23/250
D. 359,342	6/1995	Doughty et al.	D23/241
D. 372,764	8/1996	Dubin	D23/254
D. 374,172	10/1996	Frattarola	D8/397
D. 384,133	9/1997	Doughty et al.	D23/241

Primary Examiner—Eric Watterson

[57] CLAIM

The ornamental design for a cover for a faucet mixing valve, as shown and described.

DESCRIPTION

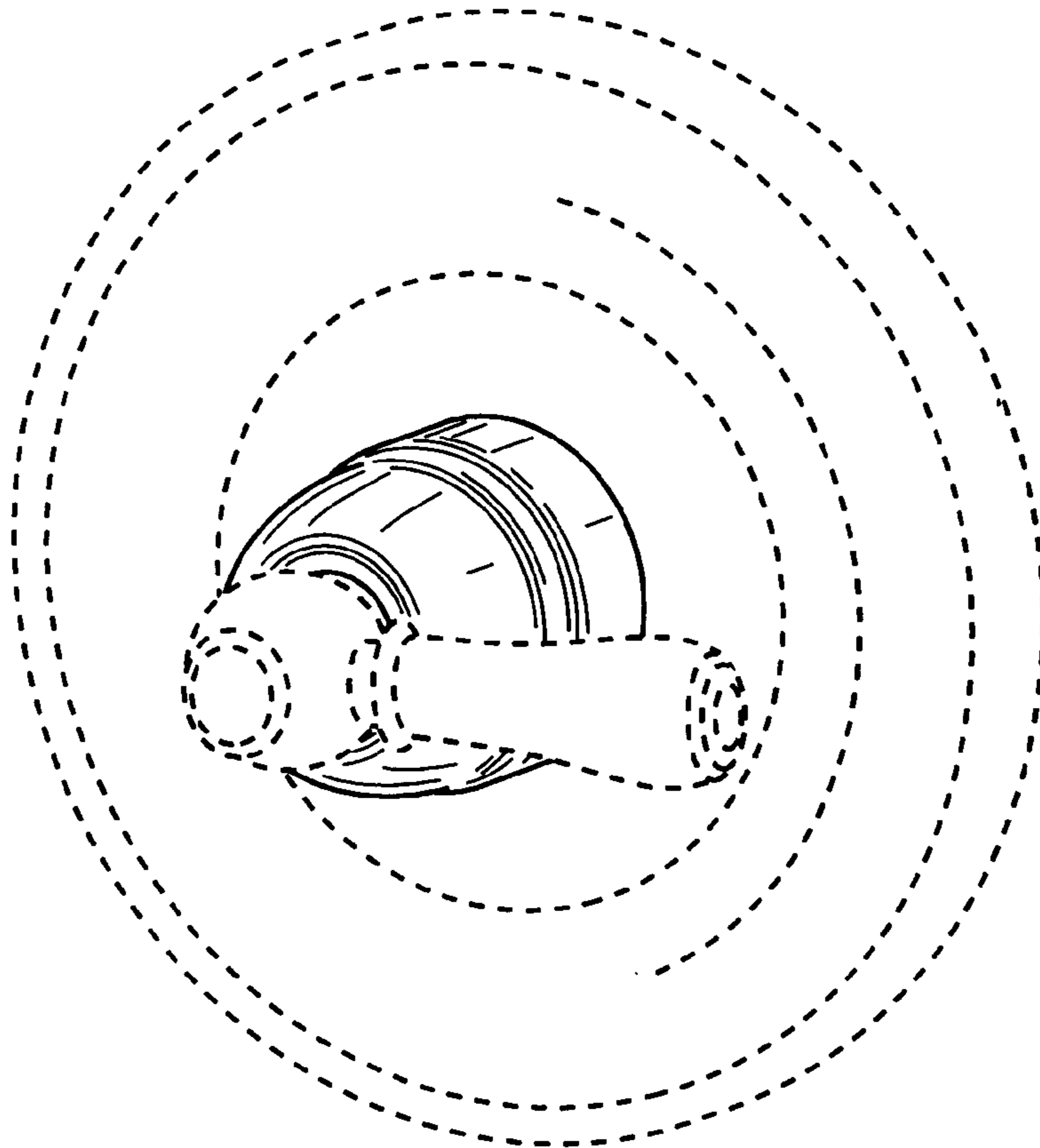
FIG. 1 is a perspective view of a cover for a faucet mixing valve showing my new design;
 FIG. 2 is a side elevational view thereof, the left, right, front and rear sides being mirror images of one another;
 FIG. 3 is a bottom plan view thereof; and,
 FIG. 4 is a top plan view thereof.
 The broken line showing is for illustrative purposes only and forms no part of the claimed design.

1 Claim, 1 Drawing Sheet

[56] References Cited

U.S. PATENT DOCUMENTS

D. 50,631	4/1917	Reid, Jr. .	
D. 148,252	6/1947	Rausch	D23/250
D. 153,441	10/1949	Marcus	D12/153
D. 203,795	2/1966	Harvey et al.	91/3
D. 241,440	9/1976	Doman	23/1
D. 269,696	7/1983	Niemann	D23/250
D. 288,902	3/1987	Lewis	D8/397



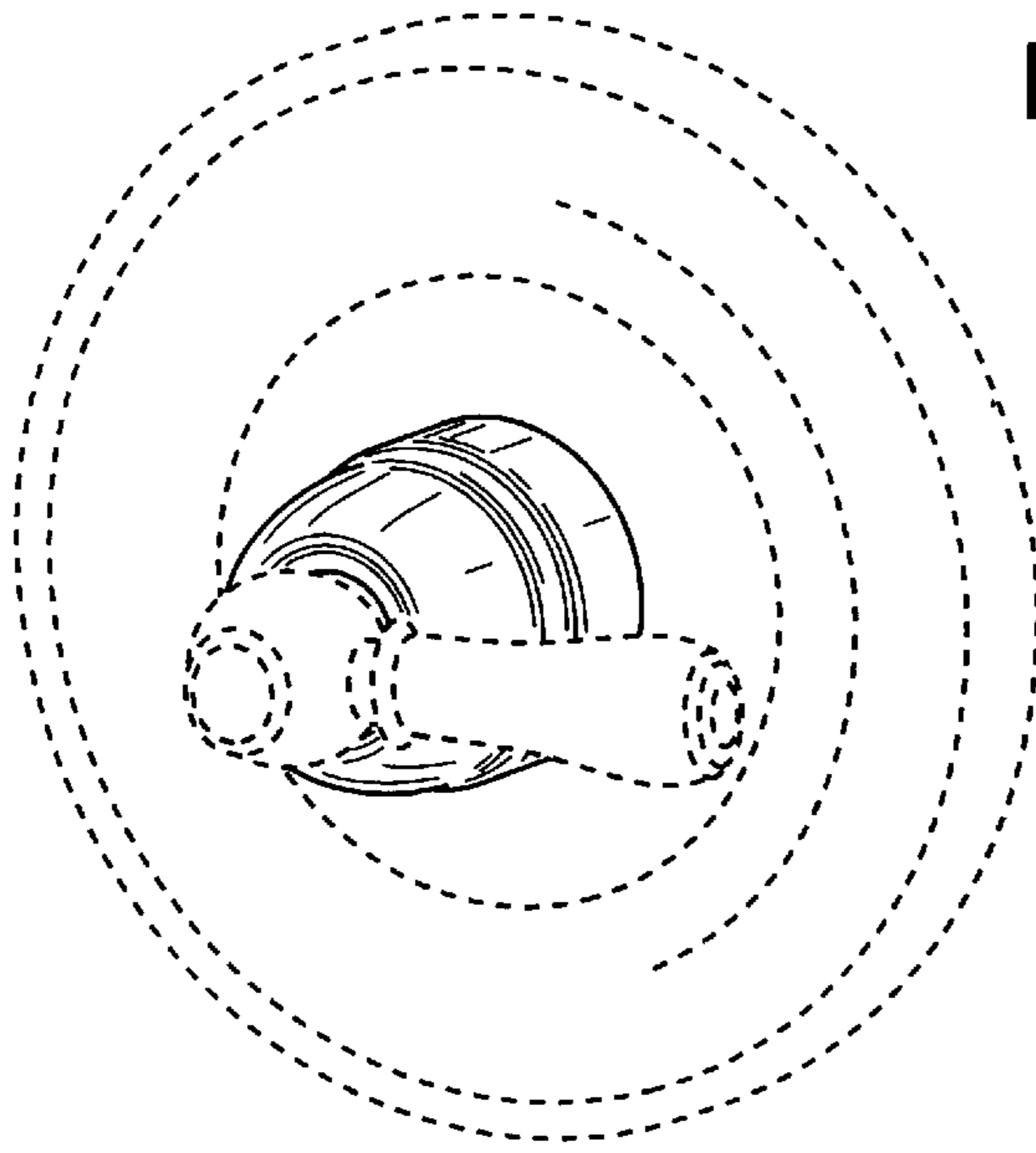


FIG. 1

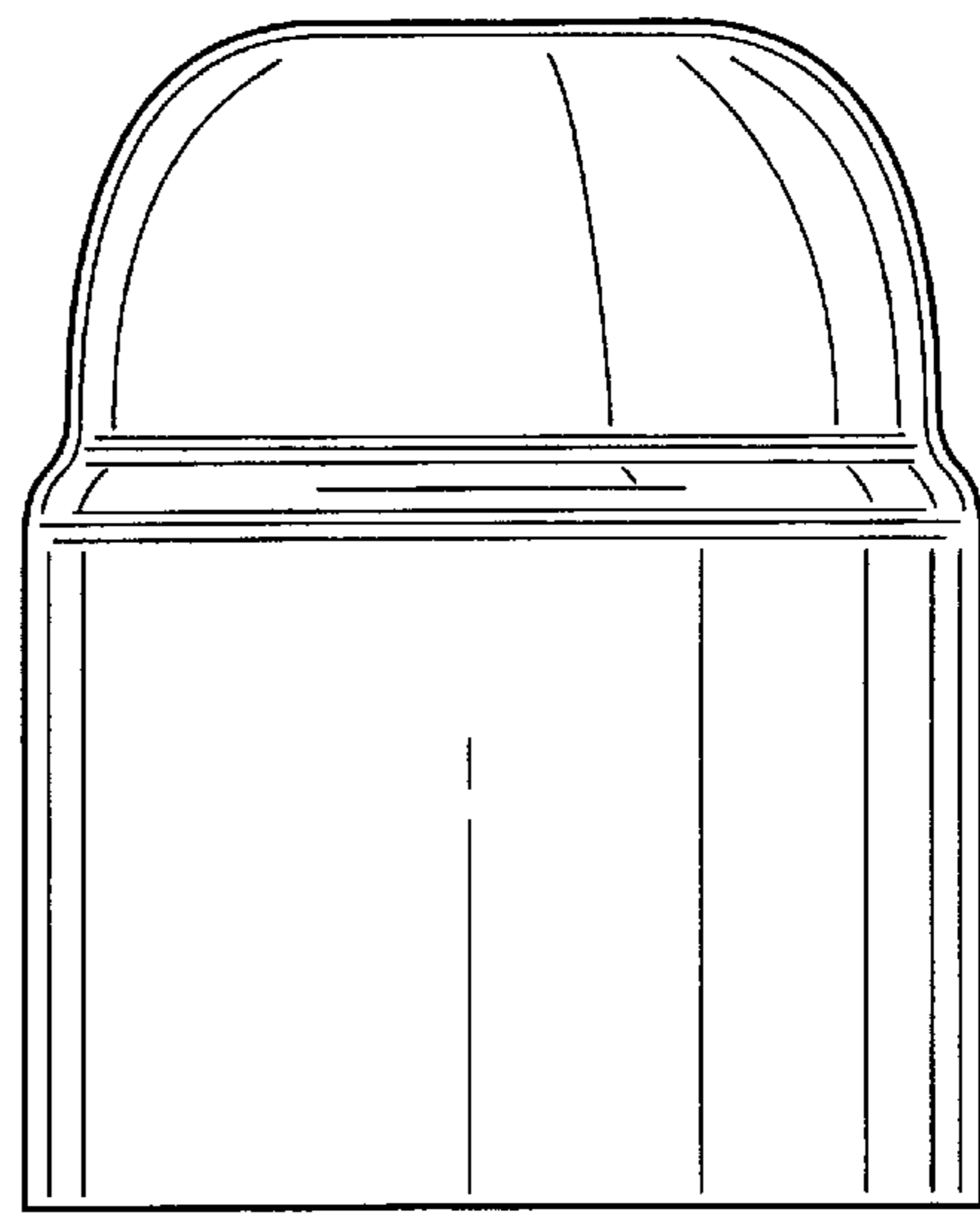


FIG. 2

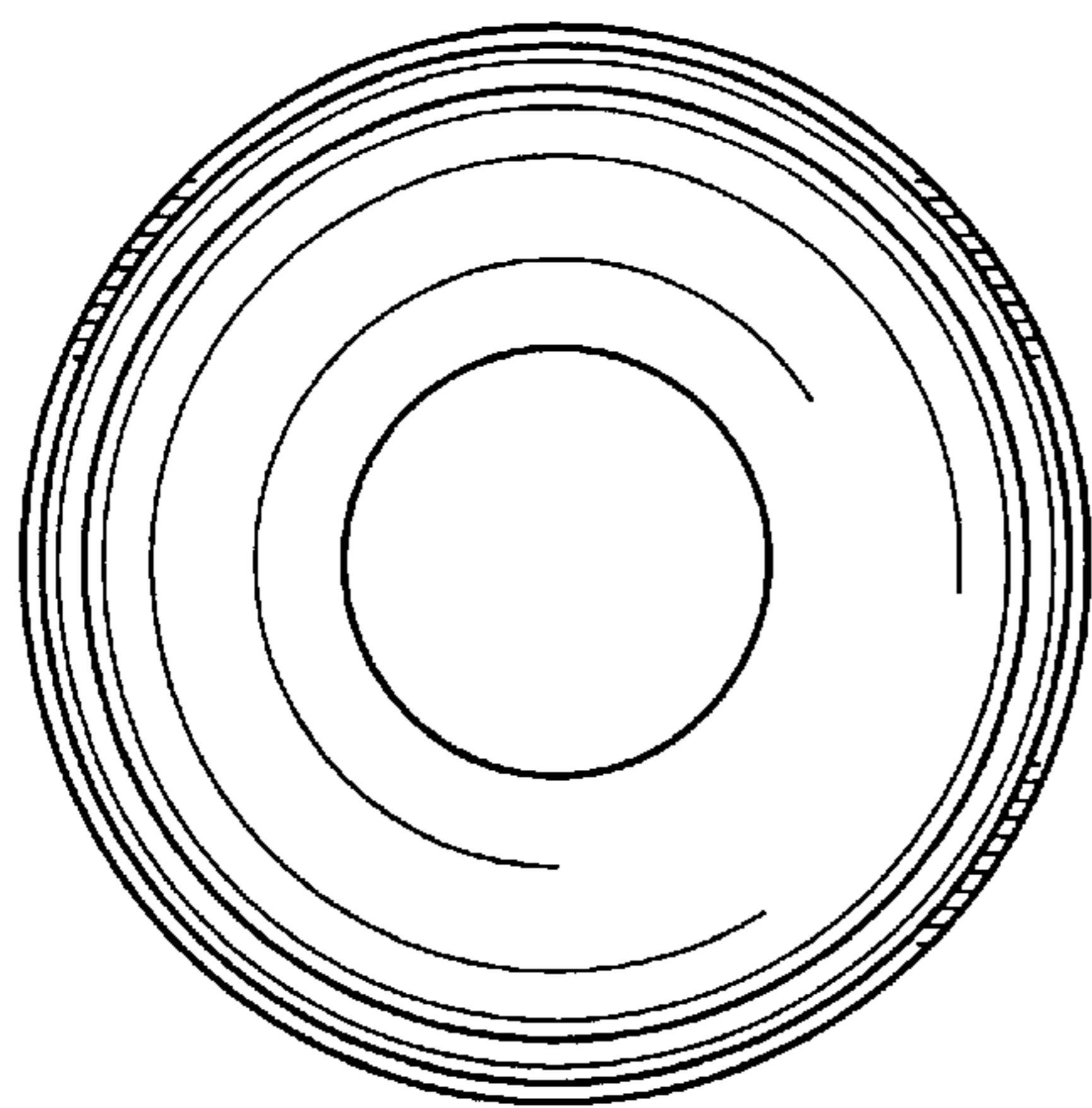


FIG. 3

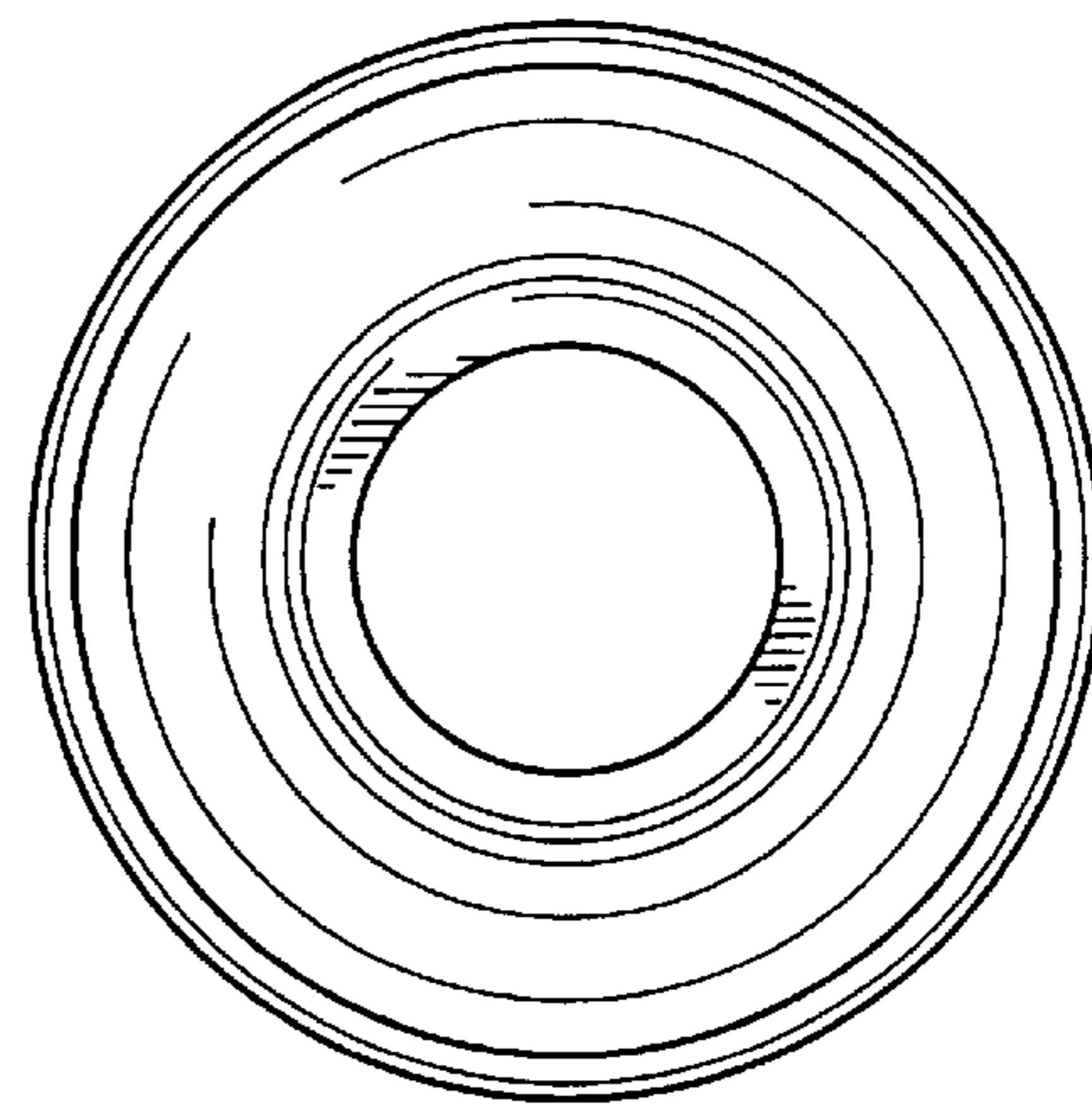


FIG. 4