



US00D431274S

# United States Patent [19]

Besnard et al.

[11] **Patent Number: Des. 431,274**

[45] **Date of Patent: \*\* Sep. 26, 2000**

[54] **GOLF CLUB SHAFT**

[75] Inventors: **Philippe Besnard**, Oceanside; **Sandy Suchor**, Carlsbad; **John Tucker**, Agua Dulce, all of Calif.

[73] Assignee: **Taylor Made Golf Company, Inc.**, Carlsbad, Calif.

[\*\*] Term: **14 Years**

[21] Appl. No.: **29/099,144**

[22] Filed: **Jan. 14, 1999**

[51] **LOC (7) Cl.** ..... **21-02**

[52] **U.S. Cl.** ..... **D21/757**

[58] **Field of Search** ..... **D21/757; 473/316-323**

[56] **References Cited**

**U.S. PATENT DOCUMENTS**

D. 369,195	4/1996	Jaeckel	.....	D21/757
D. 385,608	10/1997	Hoffmeyer	.....	D21/757
5,551,691	9/1996	Harada et al.	.....	473/323

**OTHER PUBLICATIONS**

- Golf Day; p. 13; Shafts, Jun. 1991.
- Golf Day; p. 19; Shafts (bottom of page), Dec. 1993.
- Taylor Made brochure, "Capture the Power.", Carlsbad, California, 1995, cover page, pp. 1-4.
- Taylor Made brochure, "Find Your Game. Nineteen Ninety-Six", Carlsbad, California, 1995, cover page, pp. 3, 7, 9.
- Taylor Made brochure, "TI BUBBLE 2 Bigger. Lighter. Longer.", Carlsbad, California, 1997, pp. 1-3, 5.
- Taylor Made brochure, "Taylor Made 1998 Find Your Game", Carlsbad, California, 1997, cover page, pp. 3, 5, 7, 11, 12, 14, 17, 18, 20-23.

*Primary Examiner*—Mitchell Siegel  
*Attorney, Agent, or Firm*—Greenblum & Bernstein, P.L.C.

[57] **CLAIM**

We claim the ornamental design for a golf club shaft, as shown and described.

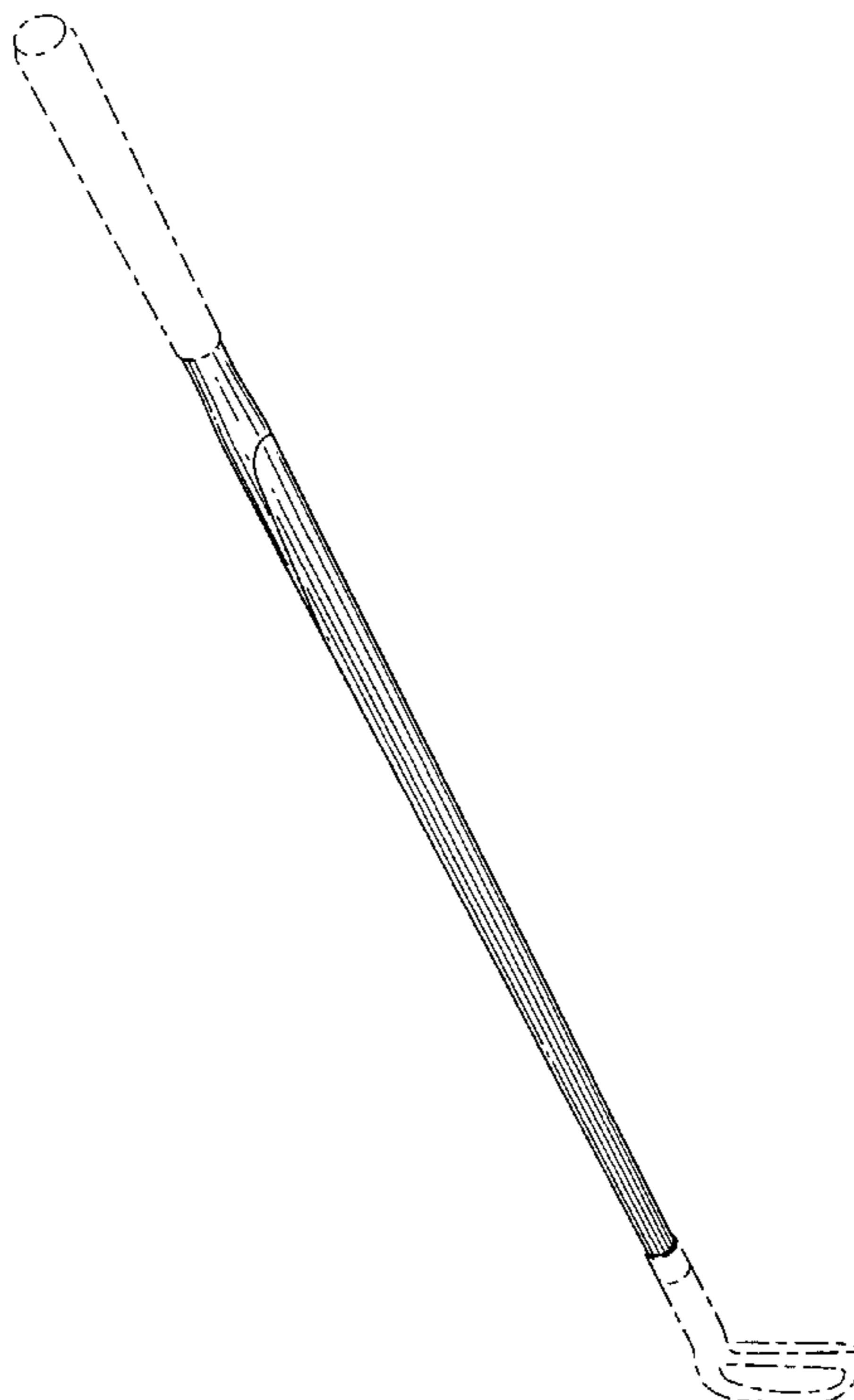
**DESCRIPTION**

FIG. 1 is a perspective view of a golf club shaft, showing a first embodiment of our new design;  
 FIG. 2 is another perspective view of a golf club shaft, showing the first embodiment of our new design;  
 FIG. 3 is a rear side elevation view thereof;  
 FIG. 4 is a front side elevation view thereof;  
 FIG. 5 is a left side elevation view thereof;  
 FIG. 6 is a right side elevation view thereof;  
 FIG. 7 is a perspective view of golf club shaft, showing a fourth embodiment of our new design;  
 FIG. 8 is another perspective view of a golf club shaft, showing the fourth embodiment of our new design;  
 FIG. 9 is a rear side elevation view thereof;  
 FIG. 10 is a front side elevation view thereof;  
 FIG. 11 is a left side elevation view thereof; and,  
 FIG. 12 is a right side elevation view thereof.

In FIGS. 7 through 12, a lower portion of the shaft is lined for black and upper portion of the shaft is lined for copper. In FIGS. 7 through 12, lower and upper portions of the shaft are line for contrasting colors.

The broken line showing of a grip and club head is for illustrative purposes only and forms no part of the claimed design.

**1 Claim, 8 Drawing Sheets**



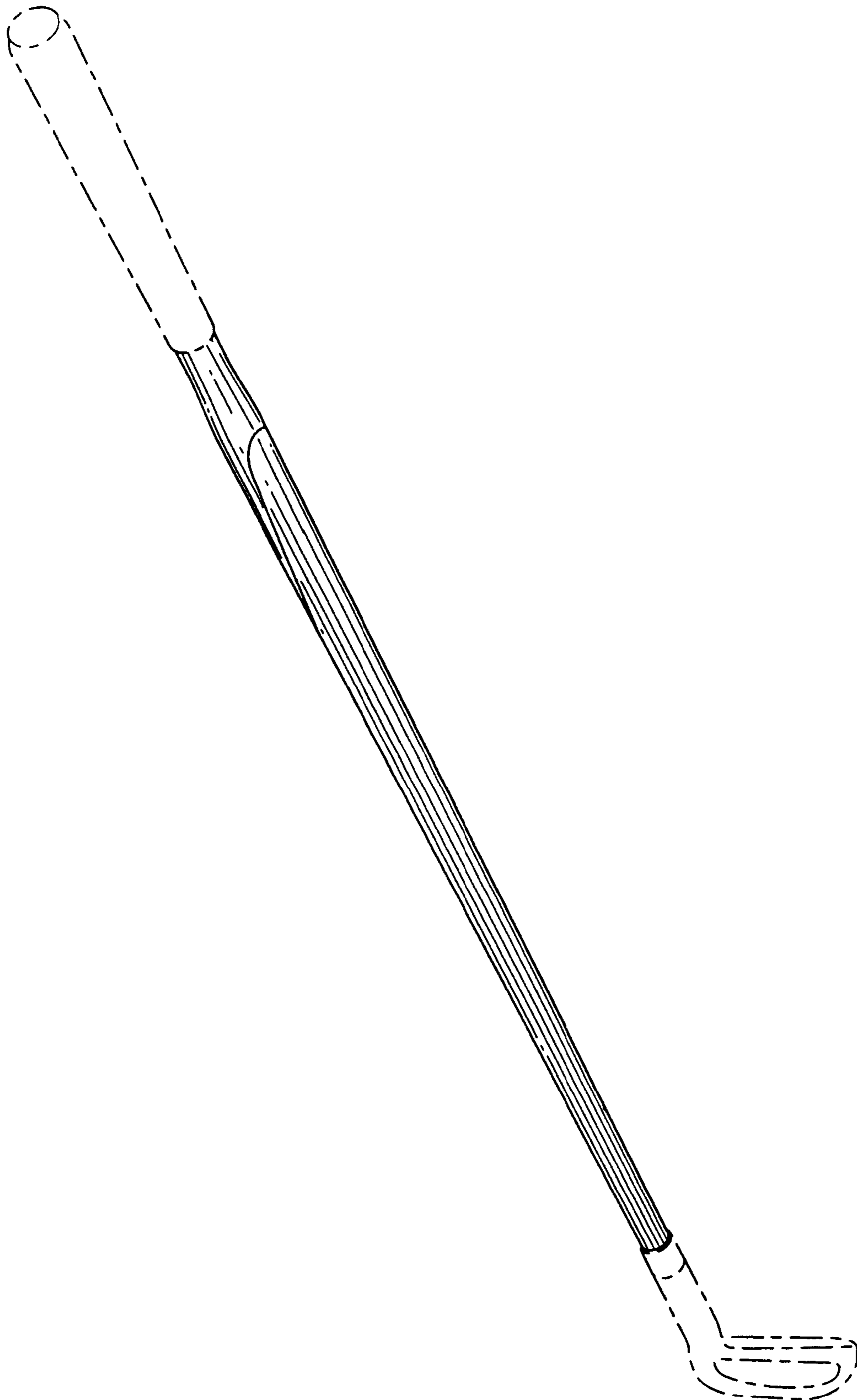


FIG. 1




FIG. 2



FIG. 3




FIG. 4




FIG. 5




FIG. 6




FIG. 7



FIG. 8

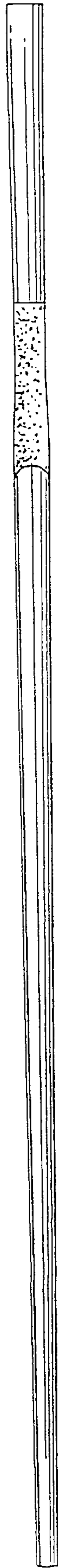


FIG. 9



FIG. 10






FIG. 11

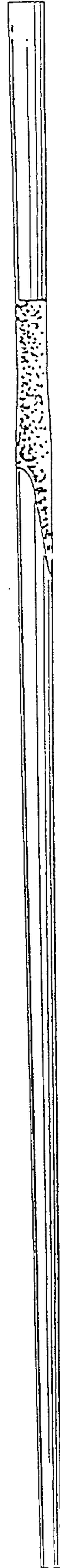


FIG. 12

UNITED STATES PATENT AND TRADEMARK OFFICE  
**CERTIFICATE OF CORRECTION**

PATENT NO. : Des 431,274  
DATED : September 6, 2000  
INVENTOR(S) : Phillipe Besnard et al.

Page 1 of 1

It is certified that error appears in the above-identified patent and that said Letters Patent is hereby corrected as shown below:


Title page.

After the description of FIG. 12, delete "In FIGS. 7 through 12, a lower portion of the shaft is lined for black and an upper portion of the shaft is lined for copper. In FIGS. 7 through 12, lower and upper portions of the shaft are line for contrasting colors." and replace it with -- In FIGS. 7 through 12, lower and upper portions of the shaft are lined for contrasting colors. --.

Signed and Sealed this

Nineteenth Day of February, 2002

Attest:



Attesting Officer

JAMES E. ROGAN  
Director of the United States Patent and Trademark Office

UNITED STATES PATENT AND TRADEMARK OFFICE  
**CERTIFICATE OF CORRECTION**

PATENT NO. : Des 431,274  
DATED : September 26, 2000  
INVENTOR(S) : Phillipe Besnard et al.

Page 1 of 1

It is certified that error appears in the above-identified patent and that said Letters Patent is hereby corrected as shown below:

Title page,

After the description of FIG. 12, delete "In FIGS. 7 through 12, a lower portion of the shaft is lined for black and an upper portion of the shaft is lined for copper. In FIGS. 7 through 12, lower and upper portions of the shaft are line for contrasting colors." and replace it with -- In FIGS. 7 through 12, lower and upper portions of the shaft are lined for contrasting colors. --.

This certificate supersedes Certificate of Correction issued February 19, 2002

Signed and Sealed this

Ninth Day of April, 2002

*Attest:*



*Attesting Officer*

JAMES E. ROGAN  
*Director of the United States Patent and Trademark Office*