



US00D431267S

United States Patent [19]

[11] **Patent Number: Des. 431,267**

Nishimura et al.

[45] **Date of Patent: ** Sep. 26, 2000**

[54] **OPERATING APPARATUS FOR A GAME MACHINE**

[75] Inventors: **Takashi Nishimura**, Akashi; **Hiroyuki Muraki**, Kobe; **Toshimitsu Oishi**, Akashi; **Toru Okubo**, Kobe; **Tomoya Yamano**, Kobe; **Hideyuki Domitsu**, Kobe, all of Japan

[73] Assignee: **Konami Co., Ltd.**, Hyogo-ken, Japan

[**] Term: **14 Years**

[21] Appl. No.: **29/110,254**

[22] Filed: **Sep. 2, 1999**

[30] **Foreign Application Priority Data**

May 19, 1999 [JP] Japan 11-13025

[51] **LOC (7) Cl.** **21-01**

[52] **U.S. Cl.** **D21/333; D21/325**

[58] **Field of Search** D21/324-333, D21/344, 350, 385; 463/1, 9, 14, 15, 30-35, 46-50; 273/148 B, 237, 239, 259, 283; 446/417; 472/62

[56] **References Cited**

U.S. PATENT DOCUMENTS

D. 325,938	5/1992	Stuhr	D21/344
D. 411,258	6/1999	Isetani et al.	D21/328
D. 421,774	3/2000	Toriyama	D21/325
4,142,722	3/1979	Romano et al.	463/52
4,275,442	6/1981	Underwood et al.	463/9
4,850,591	7/1989	Takezawa et al.	463/3

5,299,810	4/1994	Pierce et al.	463/2
5,342,057	8/1994	Sorkoram	273/239
5,411,271	5/1995	Mirndo	463/9
5,584,763	12/1996	Kelly et al.	463/16
5,611,731	3/1997	Bouton et al.	273/148 B

OTHER PUBLICATIONS

“The Amusement Industry” vol. 27 No. 10, Oct. 1998 issued Sep. 26, 1998 (a publ. issued by Japea) p. 15, Reference No. HA10020453.

Weekly Magazine “Fami-Tsu” No. 529 of Feb. 5, 1999, Jan. 22, 1999 on sale.

Primary Examiner—Prabhakar Deshmukh
Attorney, Agent, or Firm—Jordan and Hamburg LLP

[57] **CLAIM**

The ornamental design for an operating apparatus for a game machine, as shown and described.

DESCRIPTION

FIG. 1 is a perspective view of an operating apparatus for a game machine;
FIG. 2 is a front view thereof;
FIG. 3 is a left side view thereof;
FIG. 4 is a top view thereof;
FIG. 5 is a bottom view thereof;
FIG. 6 is a rear view thereof; and,
FIG. 7 is a right side view thereof.

The portion of the operating apparatus for a game machine shown in broken lines is for illustrative purpose only and forms no part of the claimed design. The portions of the design not shown are disclaimed.

1 Claim, 3 Drawing Sheets

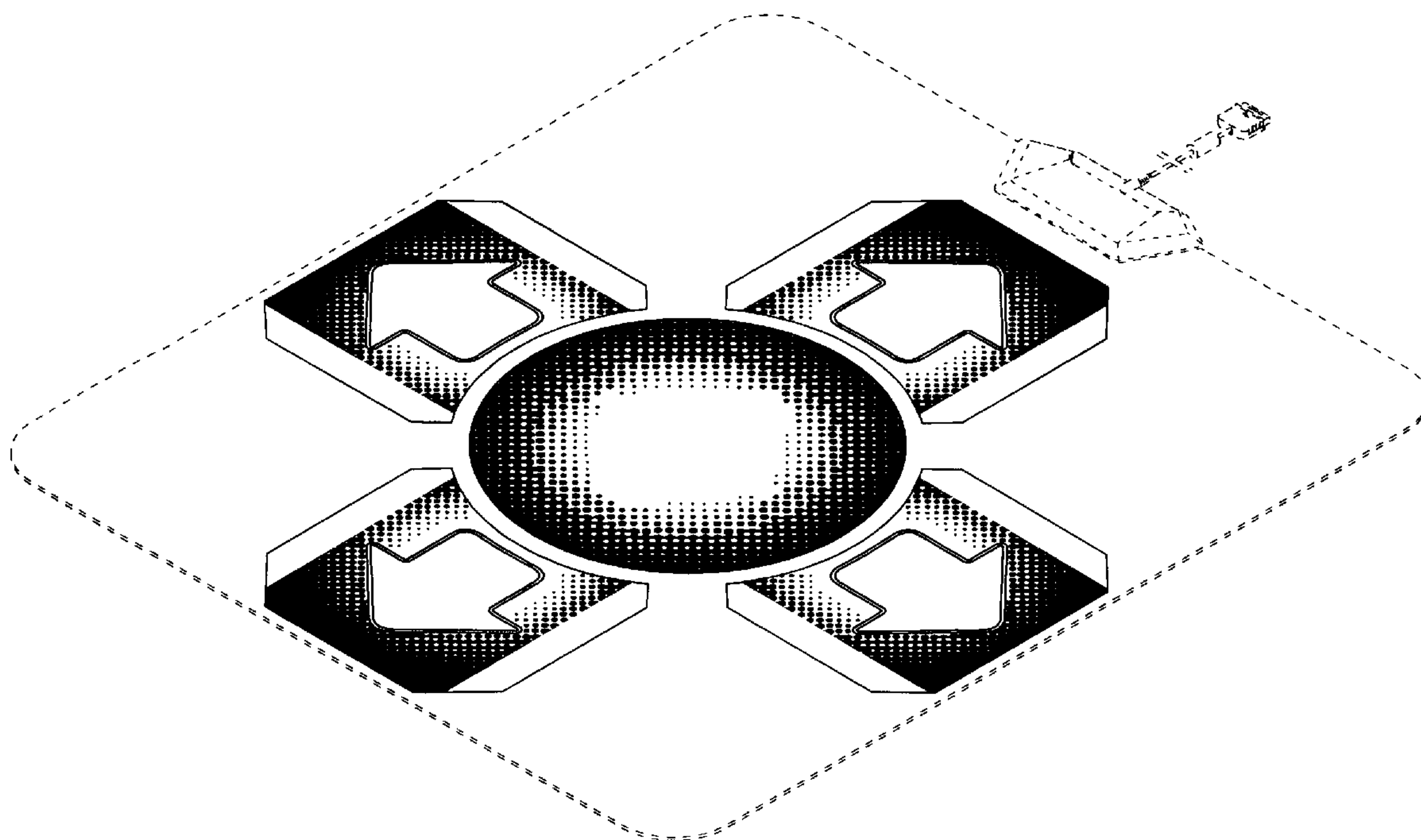


FIG. 1

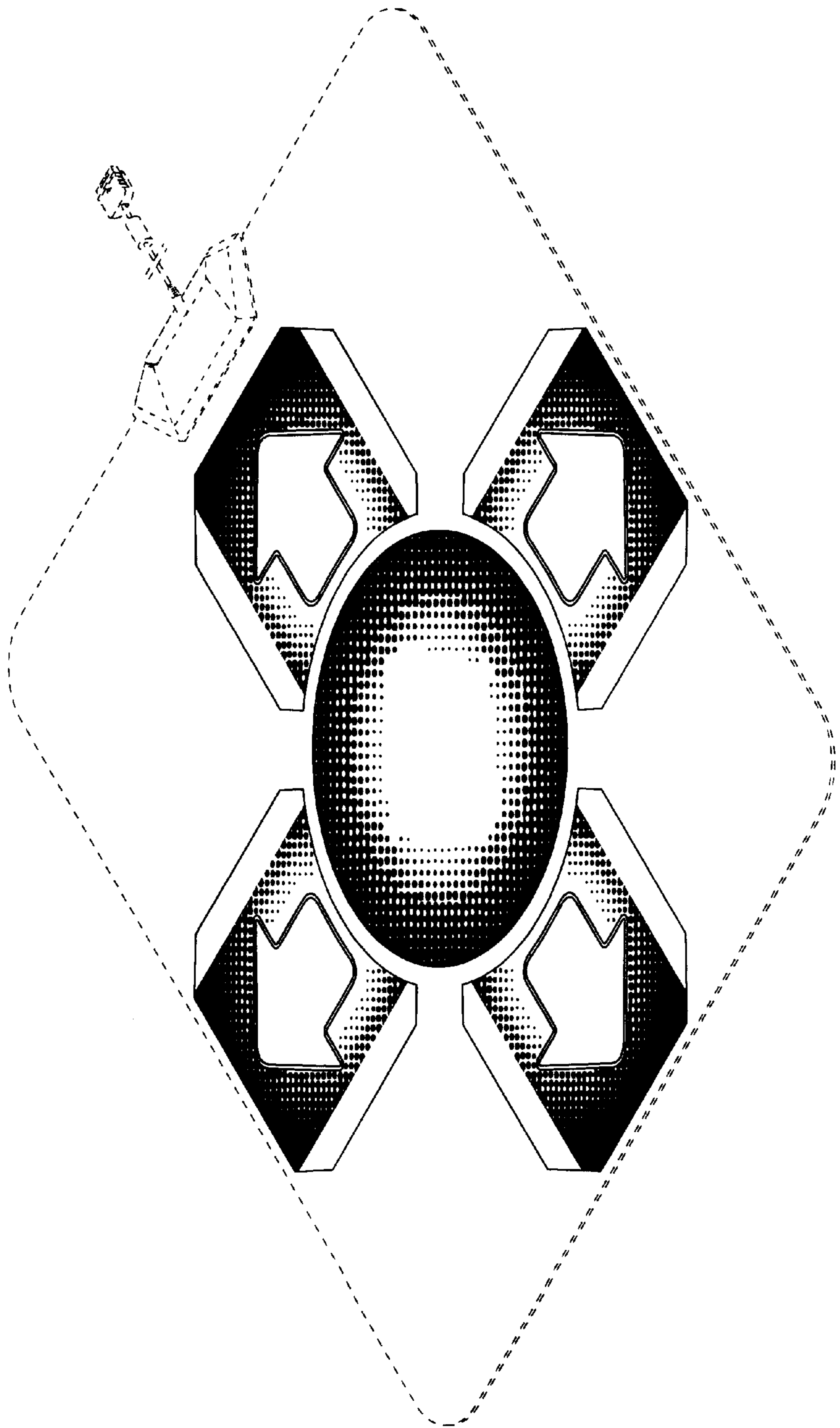


FIG. 3

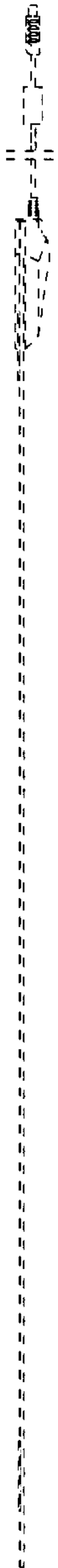


FIG. 2

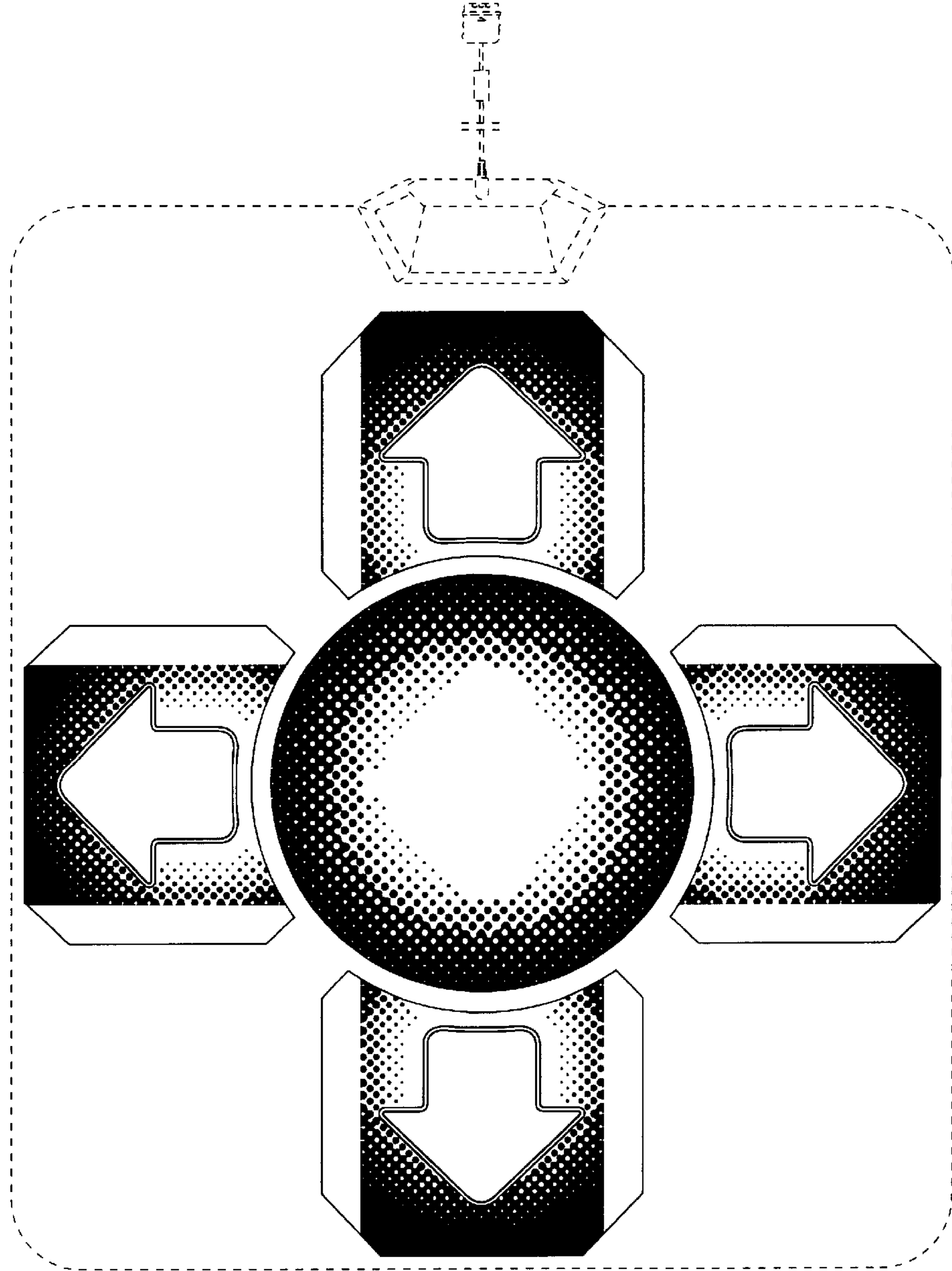


FIG. 4

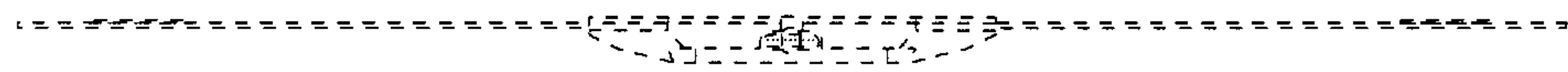


FIG. 5




FIG. 7



FIG. 6

