



US00D431262S

United States Patent [19]
Izushima

[11] **Patent Number: Des. 431,262**

[45] **Date of Patent: ** Sep. 26, 2000**

[54] **WRITING INSTRUMENT**

[75] Inventor: **Hikomichi Izushima**, Kawagoe, Japan

[73] Assignee: **Kotobuki & Co., Ltd.**, Kyoto, Japan

[**] Term: **14 Years**

[21] Appl. No.: **29/105,864**

[22] Filed: **Jun. 4, 1999**

[51] **LOC (7) Cl.** **19-06**

[52] **U.S. Cl.** **D19/48; D19/51; D19/56**

[58] **Field of Search** D19/35, 36, 41-51,
D19/53-58, 81-85; 401/6, 7, 88, 99, 100,
103, 104, 110-116, 209, 227

[56] **References Cited**

U.S. PATENT DOCUMENTS

D. 057,397	3/1921	Taussig	D19/48
D. 057,398	3/1921	Taussig	D19/48
D. 174,249	3/1955	Daniels	D19/48
D. 314,978	2/1991	Oka	D19/48
D. 402,695	12/1998	Izushima	D19/51
D. 410,030	5/1999	Sunaga	D19/48
D. 414,512	9/1999	Yazawa	D19/48
2,770,221	11/1956	Tonkowich	401/227
3,411,854	11/1968	Rosler et al.	401/227

OTHER PUBLICATIONS

Miller Office Supply Catalog, 1995, see circled pen, item B, top right, p. 784.

Primary Examiner—Martie K. Holtje
Attorney, Agent, or Firm—McGinn & Gibb, P.C.

[57] **CLAIM**

The ornamental design for a writing instrument, as shown and described.

DESCRIPTION

FIG. 1 is a front elevational view of the writing instrument according to the present invention;

FIG. 2 is a right side elevational view of the writing instrument of FIG. 1, the left side being a mirror image of the right side;

FIG. 3 is a rear elevational view of the writing instrument of FIG. 1;

FIG. 4 is a top plan view of the writing instrument of FIG. 1;

FIG. 5 is a bottom plan view of the writing instrument of FIG. 1; and,

FIG. 6 is a top, right side perspective view of the writing instrument of FIG. 1, with the writing tip being projected.

1 Claim, 2 Drawing Sheets

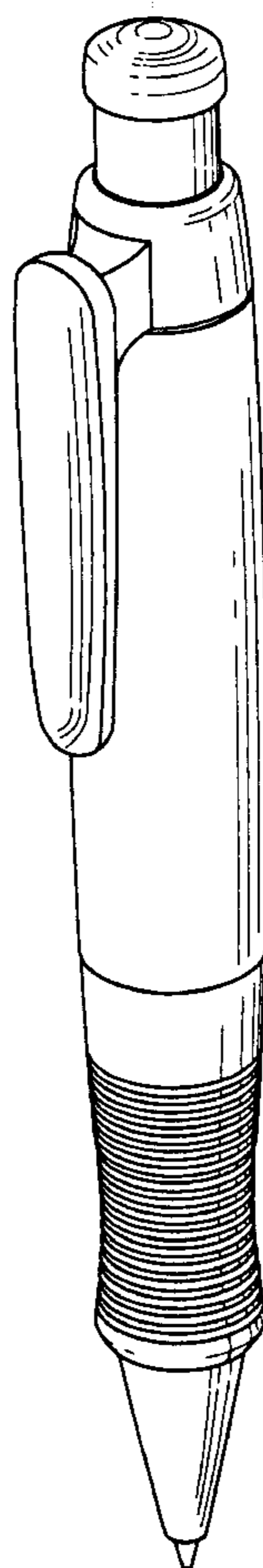


FIG. 2

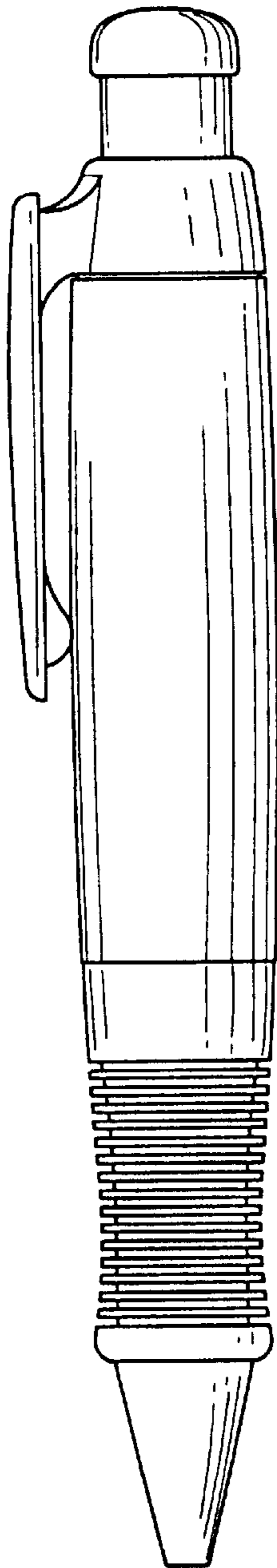


FIG. 1

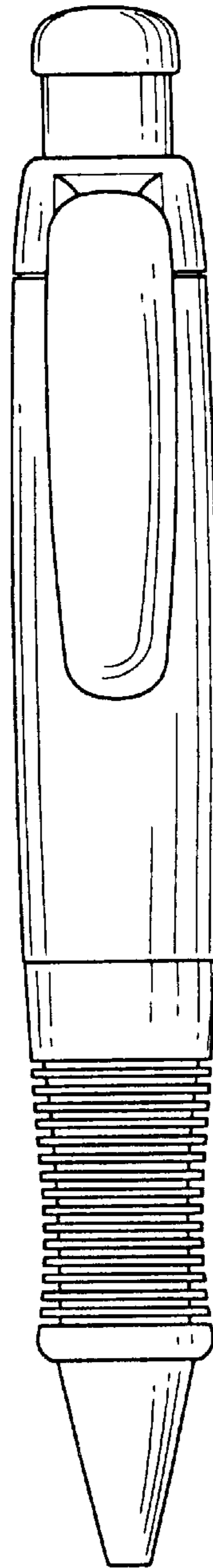


FIG. 3




FIG. 6

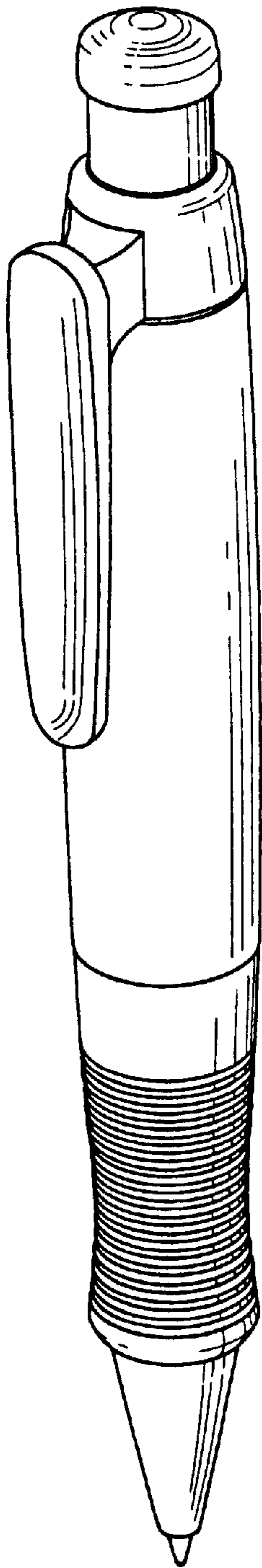


FIG. 4




FIG. 5

