



US00D431246S

United States Patent [19]

Wong et al.

[11] Patent Number: **Des. 431,246**

[45] Date of Patent: **** Sep. 26, 2000**

[54] **COMPUTER FRONT PORTION**

D. 345,733 4/1994 Aderman D14/445
D. 410,912 6/1999 Bloch et al. D14/445

[75] Inventors: **Henry Wong**, Tempe; **John E. Gatti**, Scottsdale, both of Ariz.

Primary Examiner—Freda Nunn
Attorney, Agent, or Firm—S. Kevin Pickens

[73] Assignee: **Motorola, Inc.**, Schaumburg, Ill.

[57] **CLAIM**

[**] Term: **14 Years**

We claim the ornamental design for the computer front portion, as shown and described.

[21] Appl. No.: **29/117,325**

DESCRIPTION

[22] Filed: **Jan. 21, 2000**

[51] **LOC (7) Cl.** **14-02**

[52] **U.S. Cl.** **D14/445**

[58] **Field of Search** D14/441, 443, D14/444, 445, 446, 257, 258; D13/162, 164, 184, 199; D10/103; 312/223.2; 361/680-686

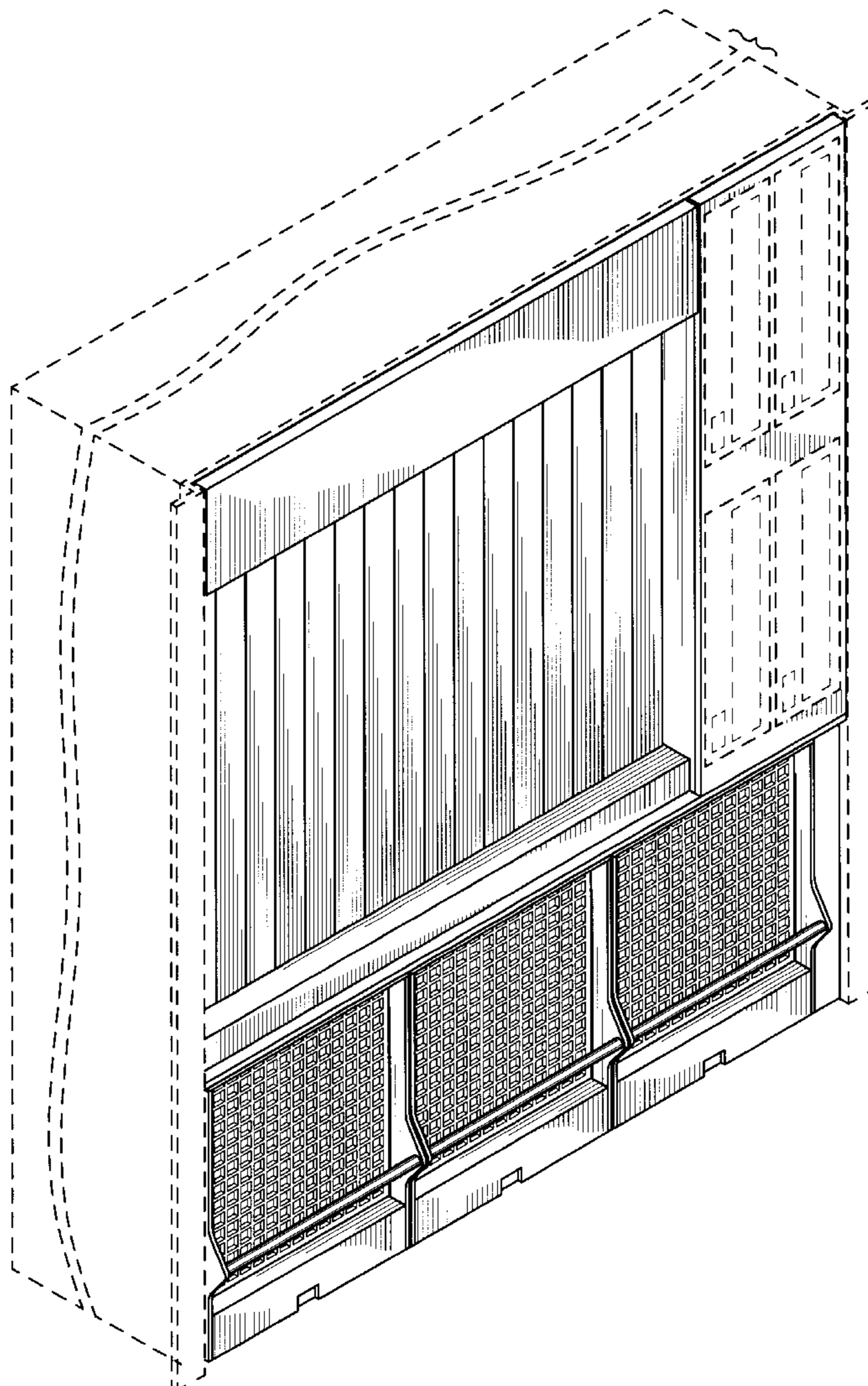
FIG. 1 is a perspective view of the top, front, and left side of the computer front portion showing our new design; FIG. 2 is a front elevation view showing our new design; FIG. 3 is a right side elevation view showing our new design; FIG. 4 is a left side elevation view showing our new design; FIG. 5 is a bottom plan view showing our new design; and, FIG. 6 is a top plan view showing our new design. The broken lines are shown in the views for illustrative purposes only and form no part of the claimed design.

[56] **References Cited**

U.S. PATENT DOCUMENTS

D. 289,875 5/1987 Satherly D14/444
D. 333,134 2/1993 Aderman D14/445

1 Claim, 4 Drawing Sheets



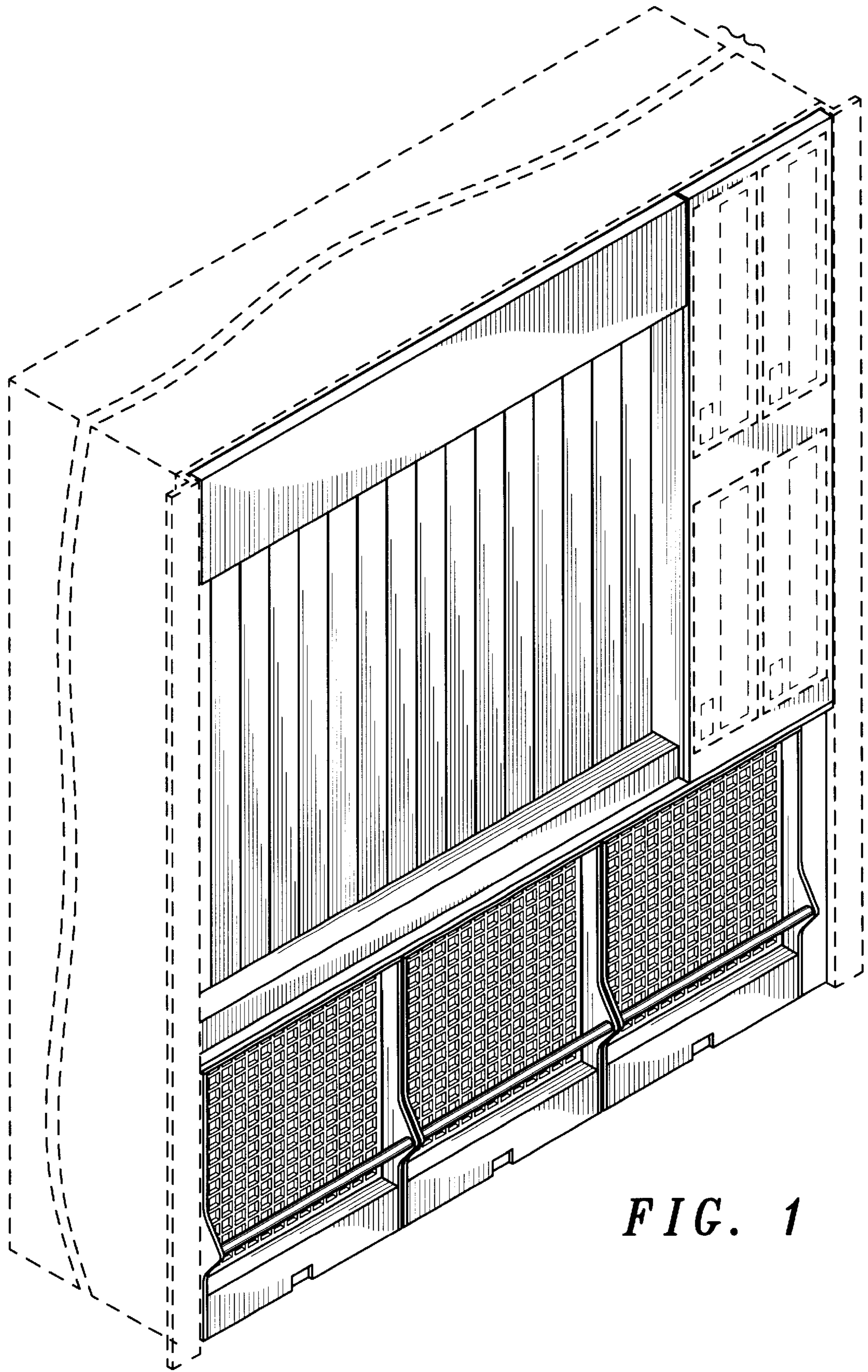


FIG. 1




FIG. 2

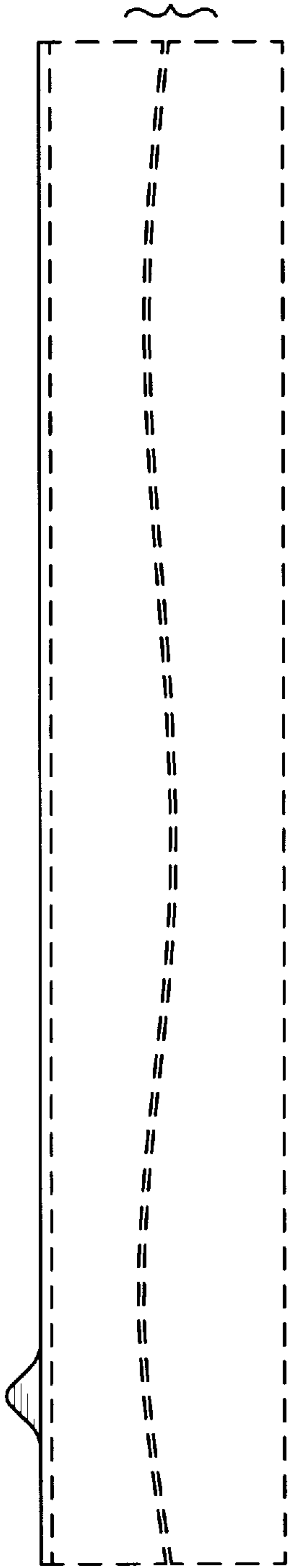


FIG. 3

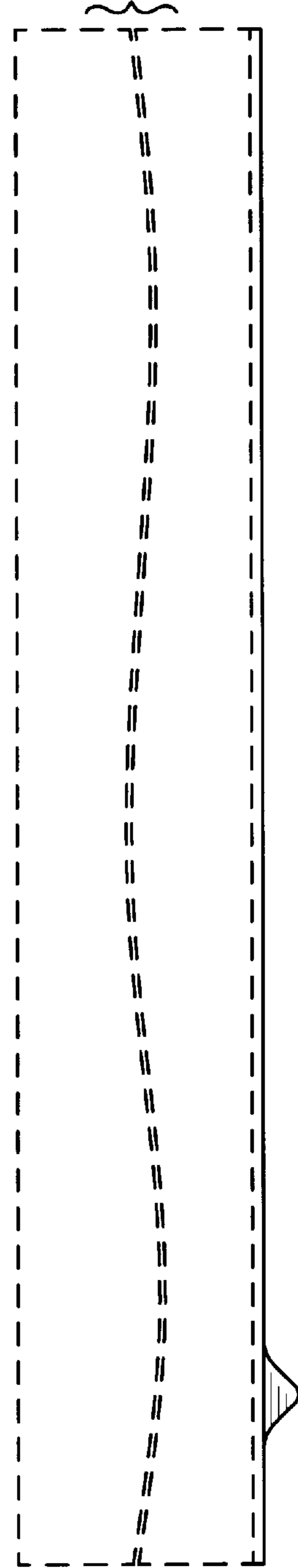


FIG. 4

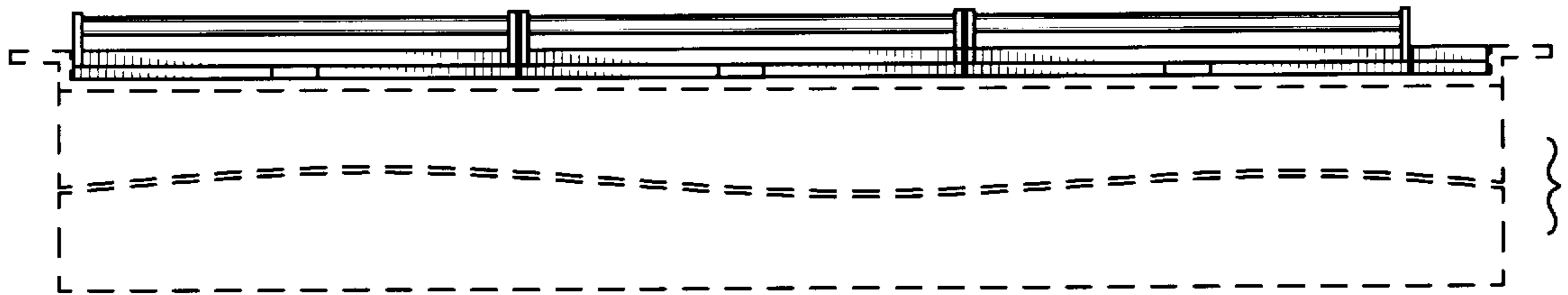


FIG. 5




FIG. 6