



US00D431241S

United States Patent [19]
Armstrong et al.

[11] **Patent Number: Des. 431,241**
[45] **Date of Patent: ** Sep. 26, 2000**

[54] **COMPUTER SUBSYSTEM ENCLOSURE**

D. 383,448 9/1997 Richardson et al. D14/102
D. 384,649 10/1997 Heberling et al. D14/102

[75] Inventors: **Alison H. Armstrong; Jonathon Guerra; Mark J. Ciesko**, all of San Francisco, Calif.

Primary Examiner—Freda Nunn
Attorney, Agent, or Firm—Conley, Rose & Tayon, PC; B. Noel Kivlin

[73] Assignee: **Sun Microsystems, Inc.**, Palo Alto, Calif.

[57] **CLAIM**

[**] Term: **14 Years**

The ornamental design for a computer subsystem enclosure, as shown and described.

[21] Appl. No.: **29/101,241**

DESCRIPTION

[22] Filed: **Mar. 1, 1999**

FIG. 1 is a top perspective view of a computer subsystem enclosure;

[51] **LOC (7) Cl.** **14-02**

FIG. 2 is a front view of a computer subsystem enclosure;

[52] **U.S. Cl.** **D14/348**

FIG. 3 is a top view of a computer subsystem enclosure;

[58] **Field of Search** D14/100, 102, D14/107-109; D13/162, 184, 199; D6/432, 436, 445, 448; 312/208.1; 360/99.12; 361/680-686; 369/34, 36

FIG. 4 is a bottom view of a computer subsystem enclosure;

FIG. 5 is a left side view of a computer subsystem enclosure; and,

FIG. 6 is a right side view of a computer subsystem enclosure.

[56] **References Cited**

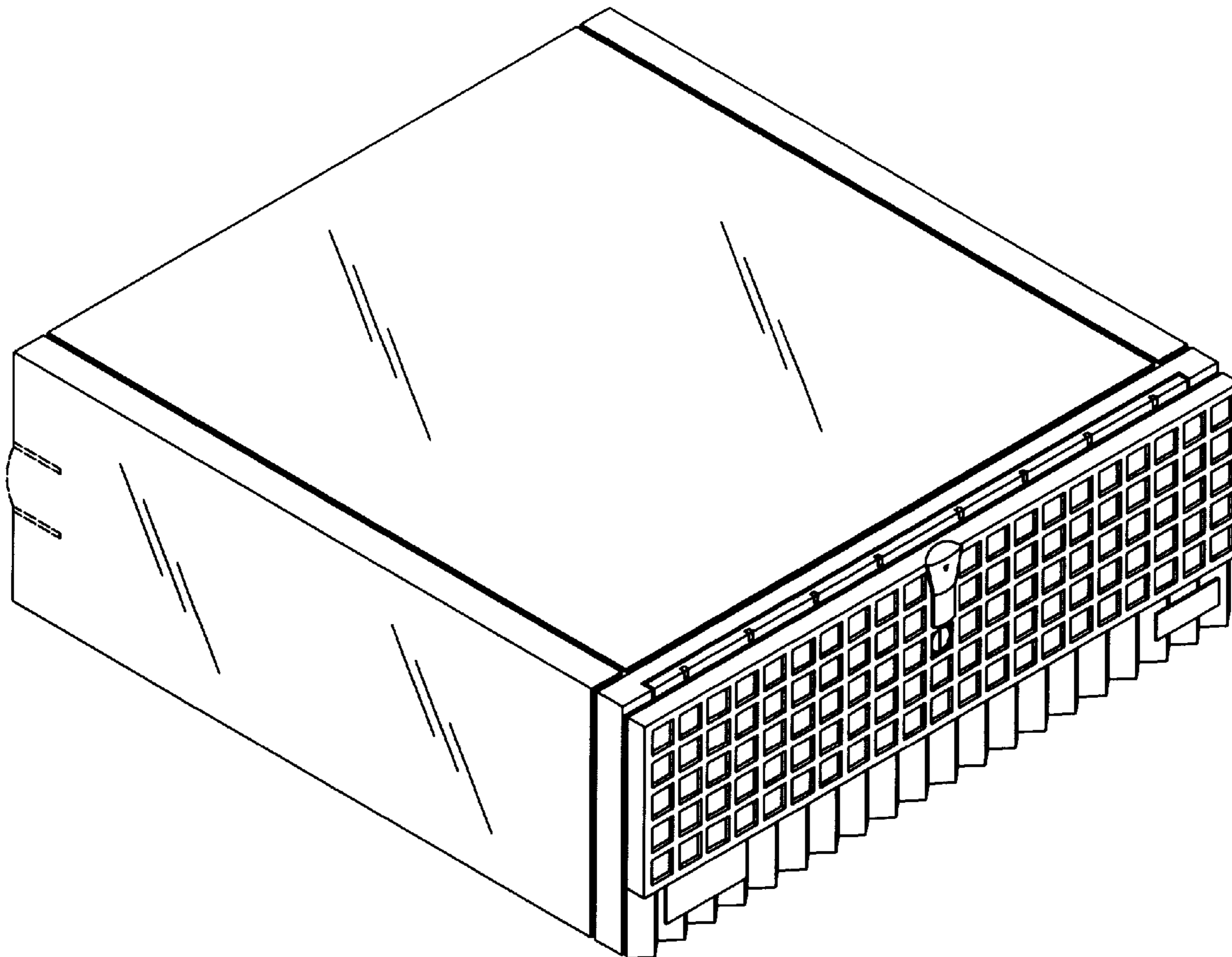
The broken lines are shown in the views for illustrative purposes only and form no part of the claimed design.

The undisclosed rear view is not a part of the claimed design.

U.S. PATENT DOCUMENTS

D. 342,724 12/1993 Yurkonis et al. D14/100
D. 362,238 9/1995 Alo, Jr. et al. D14/102

1 Claim, 6 Drawing Sheets



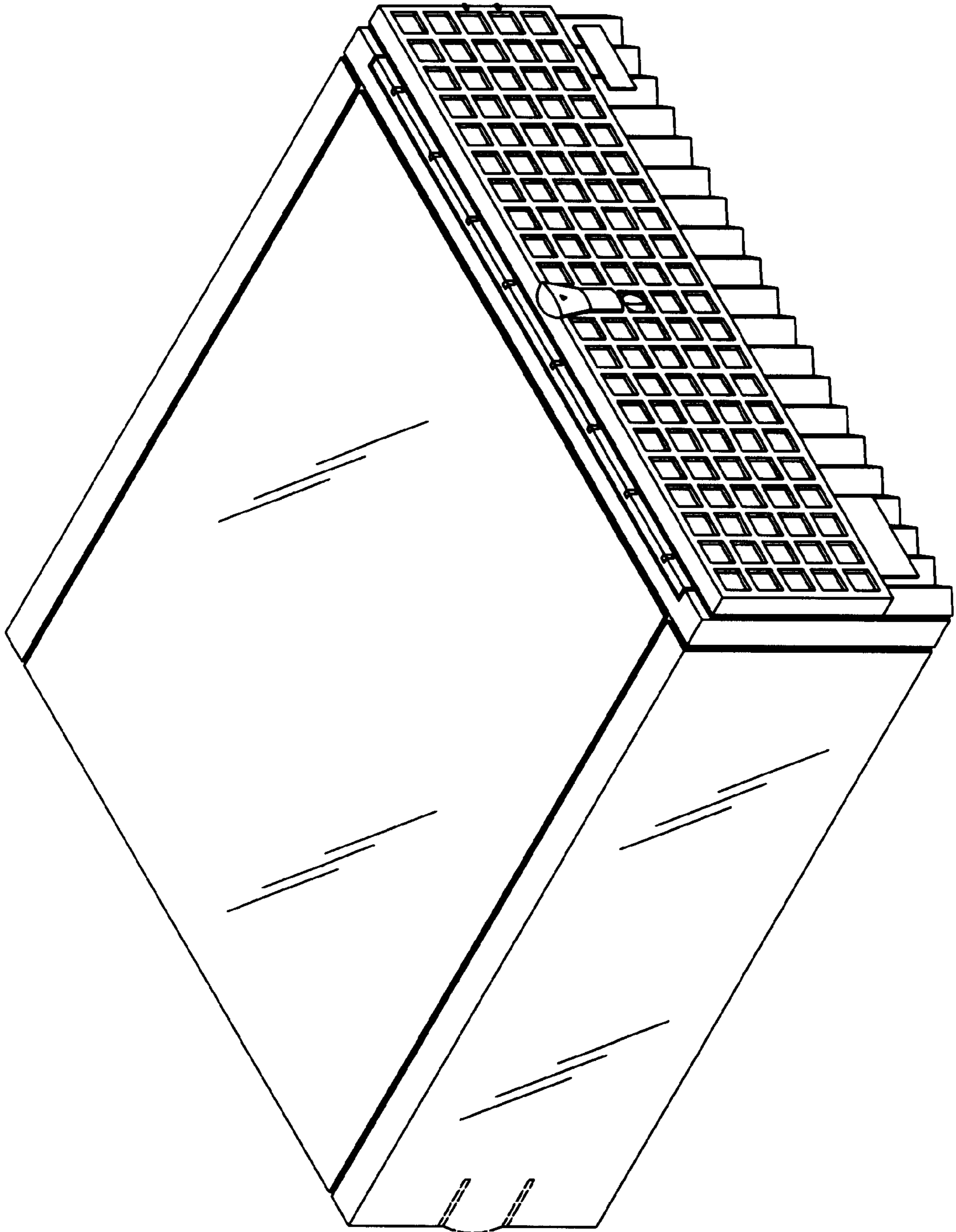


FIG. 1

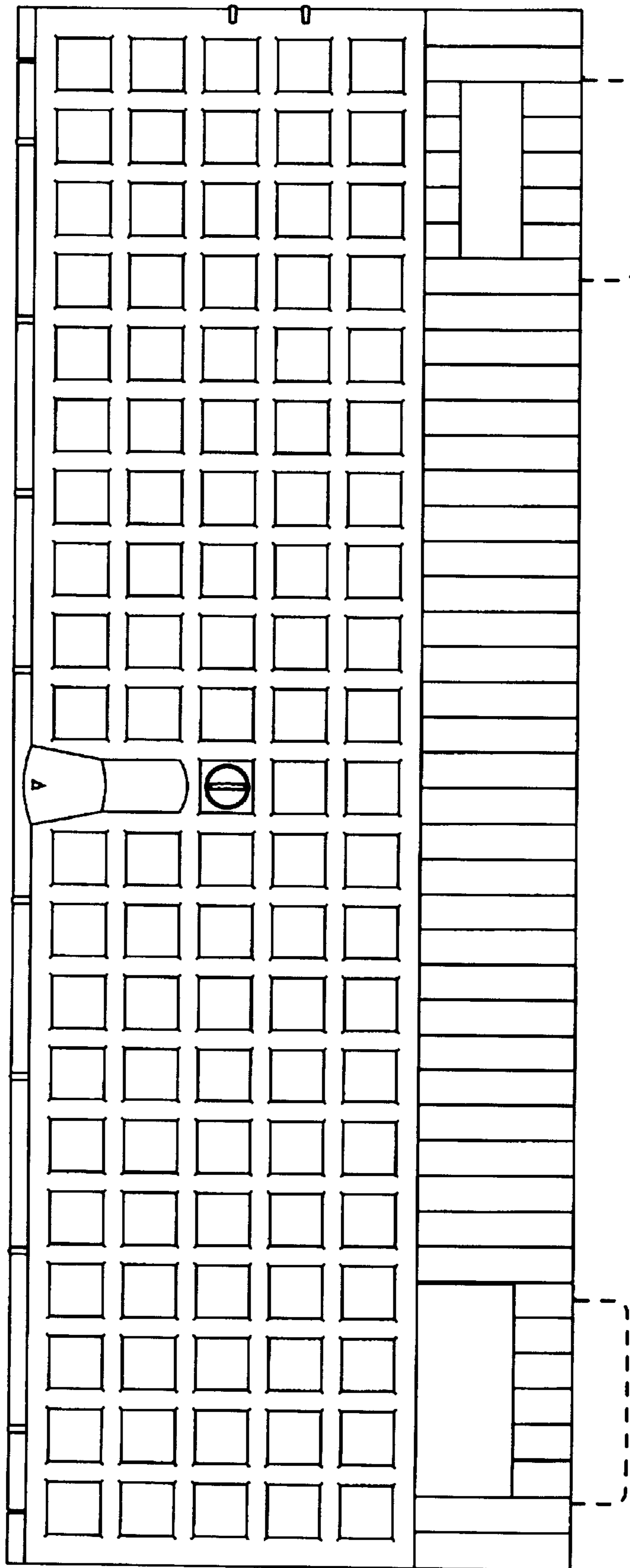


FIG. 2




FIG. 3




FIG. 4




FIG. 5




FIG. 6