



US00D431227S

United States Patent [19] Ogasawara

[11] **Patent Number: Des. 431,227**

[45] **Date of Patent: ** Sep. 26, 2000**

[54] **BATTERY**

[75] Inventor: **Shinichi Ogasawara**, Tokyo, Japan

[73] Assignee: **Sony Corporation**, Japan

[**] Term: **14 Years**

[21] Appl. No.: **29/099,722**

[22] Filed: **Jan. 27, 1999**

[51] **LOC (7) Cl.** **13-02**

[52] **U.S. Cl.** **D13/103**

[58] **Field of Search** D13/103; 361/680,
361/683; 429/96-150, 159, 163, 176

[56] **References Cited**

U.S. PATENT DOCUMENTS

D. 329,634	9/1992	Mizusugi et al.	D13/103
D. 349,484	8/1994	Kuzumoto et al.	D13/103
D. 406,561	3/1999	Goto	D13/103
D. 413,300	8/1999	Igarashi	D13/103
D. 413,574	9/1999	Goto	D13/146
D. 415,466	10/1999	Kawa	D13/103

5,293,300	3/1994	Leung	361/683
5,677,827	10/1997	Yoshioka et al.	361/683
5,721,668	2/1998	Barrus et al.	361/683

OTHER PUBLICATIONS

Catalog, "Accessory 62", (Nov. 1997), pp. 316-317.

Primary Examiner—Joel Sincavage
Attorney, Agent, or Firm—Rader, Fishman & Grauer

[57] **CLAIM**

The ornamental design for a battery, as shown and described.

DESCRIPTION

FIG. 1 is a perspective view of a battery showing my new design;

FIG. 2 is a top plan view thereof;

FIG. 3 is a left side elevational view thereof;

FIG. 4 is a front elevational view thereof;

FIG. 5 is a bottom plan view thereof;

FIG. 6 is a right side elevational view thereof; and,

FIG. 7 is a rear elevational view thereof.

1 Claim, 3 Drawing Sheets

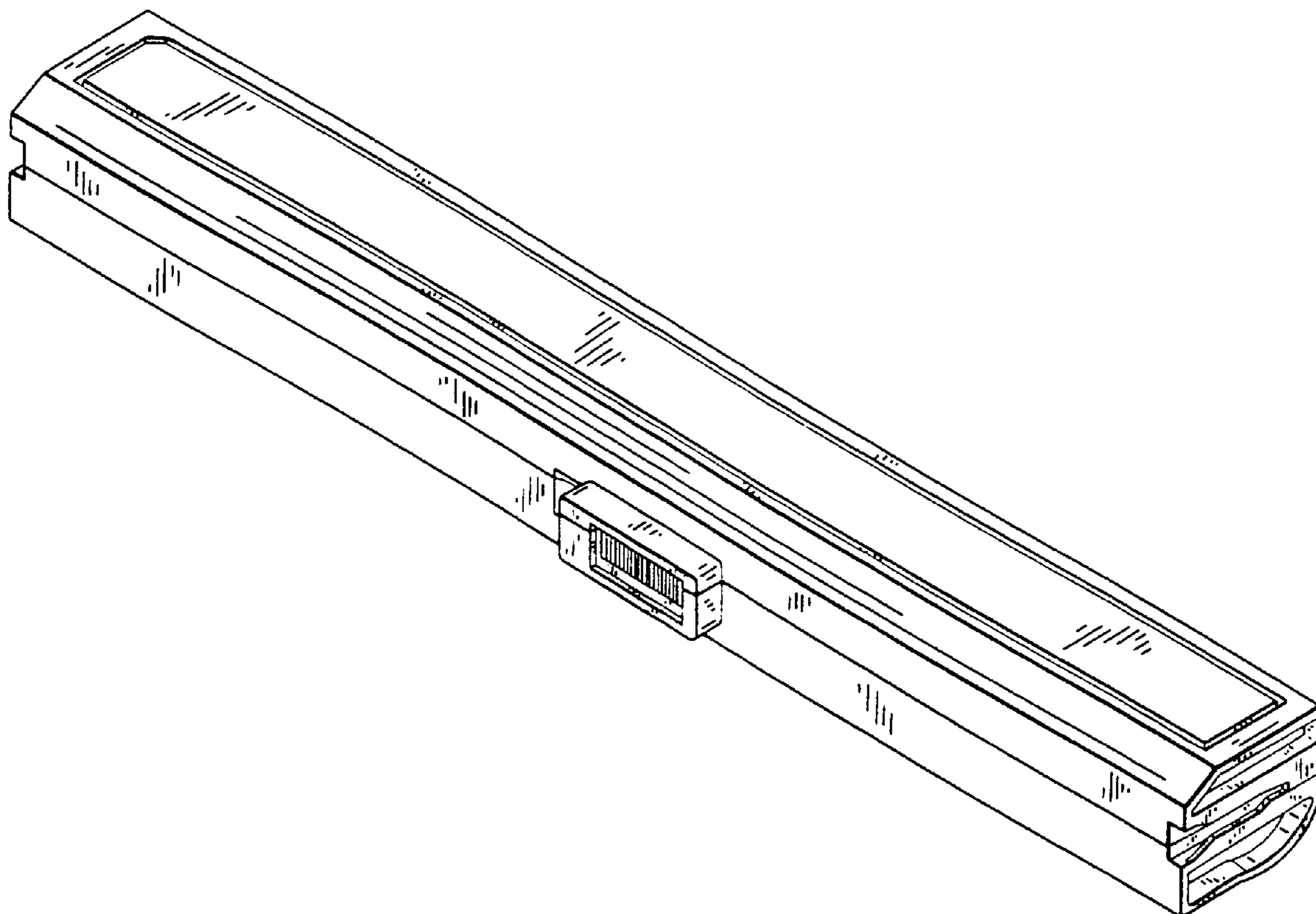


FIG. 1

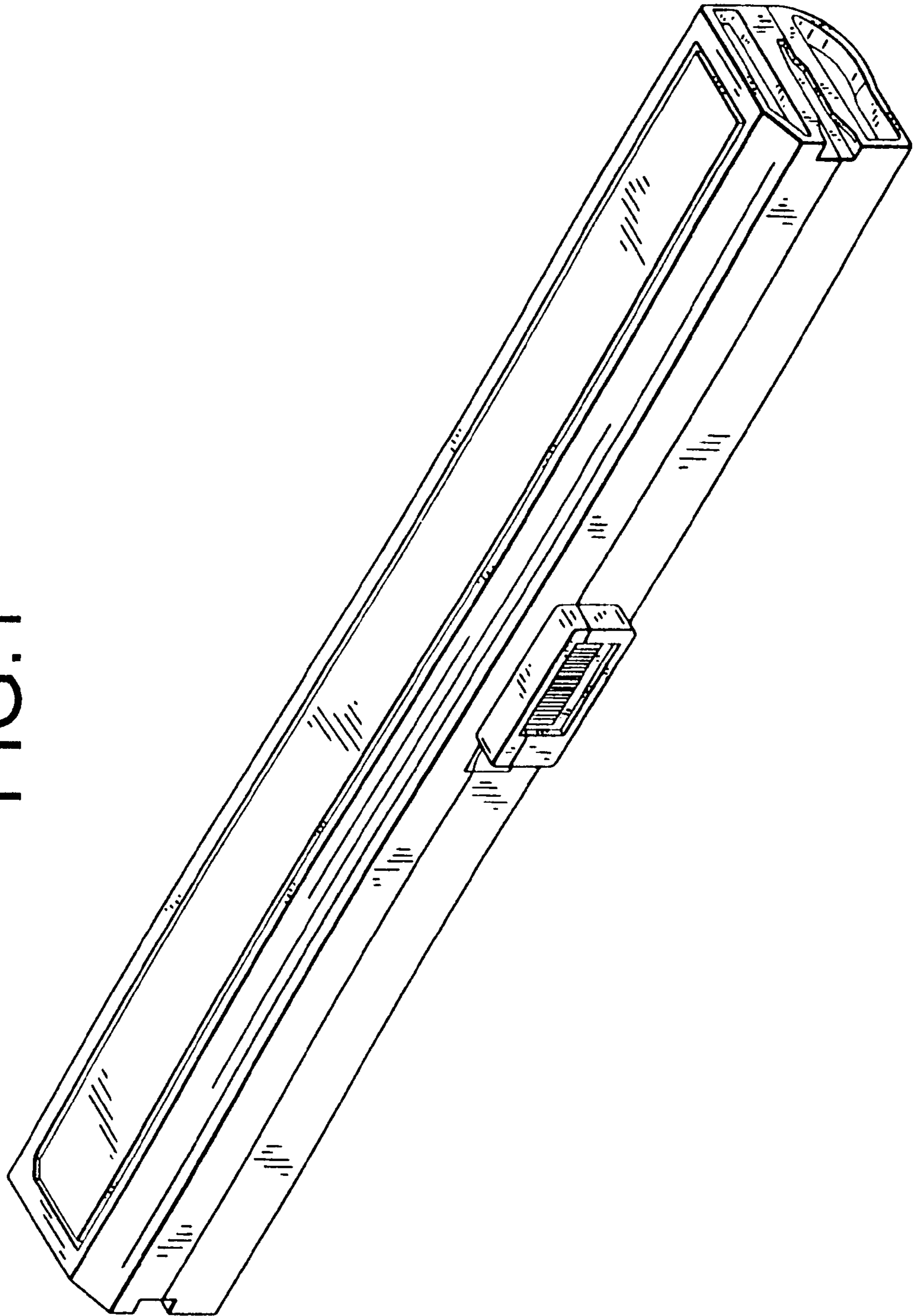


FIG.2

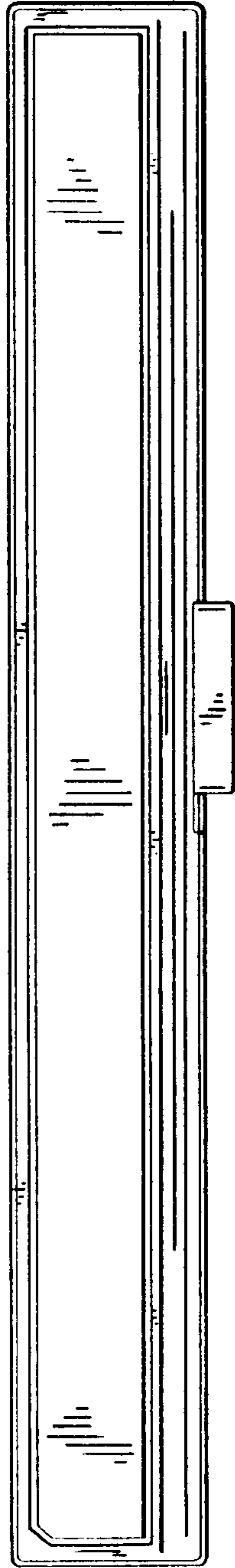


FIG.4

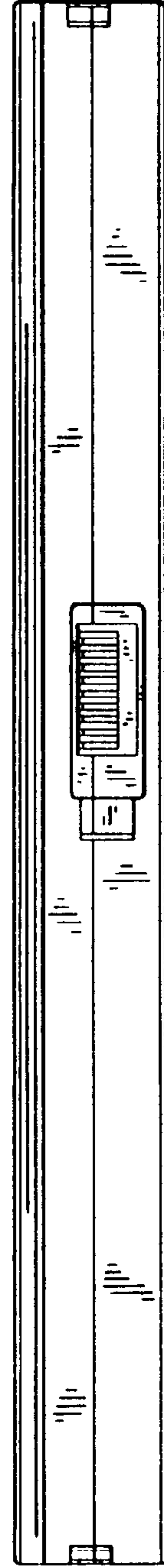


FIG.3

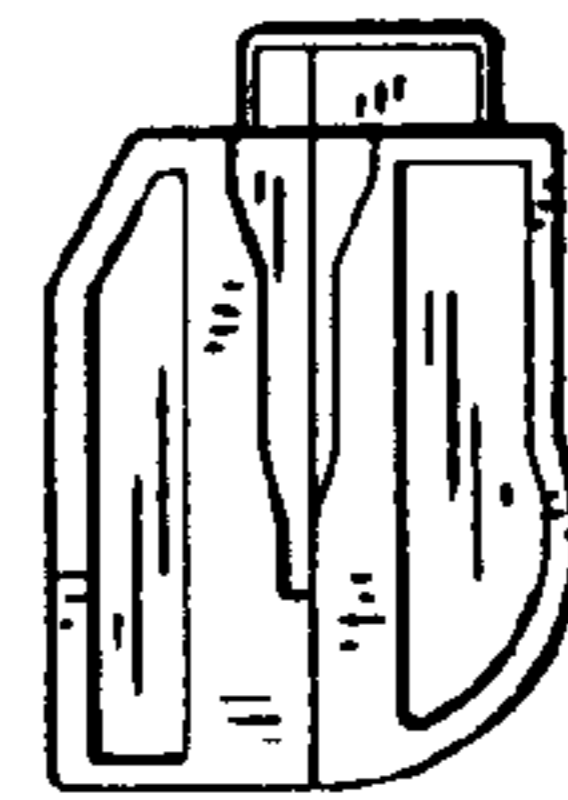


FIG.5

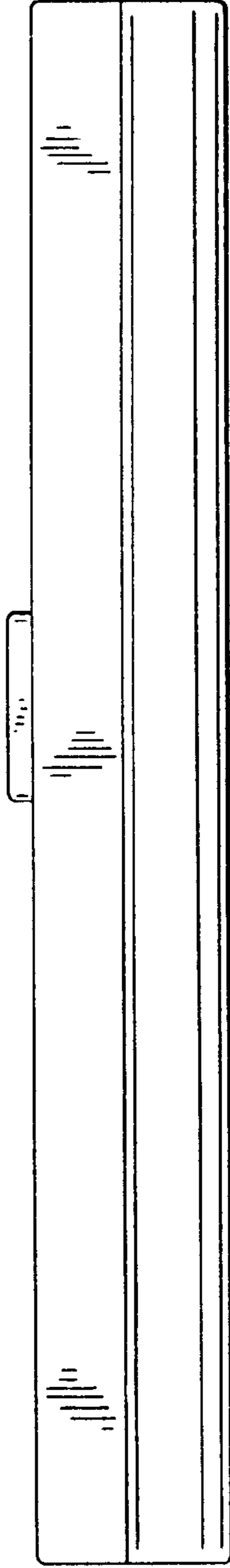


FIG.7




FIG.6

