



US00D431199S

United States Patent [19]

Bennett et al.

[11] Patent Number: Des. 431,199

[45] Date of Patent: ** Sep. 26, 2000

[54] DISPLAY PANEL

D. 402,571 12/1998 Pasquarette et al. D10/50

[75] Inventors: **David S. Bennett; Simo Pekka Hakkarainen**, both of Bethlehem; **Brian W. Hertia**, Allentown; **Ari K. Supran**, Quakertown; **Matthew J. Timmes**, Allentown; **Ying Wang**, Glenside, all of Pa.

Primary Examiner—Antoine Duval Davis
Attorney, Agent, or Firm—Ostrolenk, Faber, Gerb & Soffen, LLP

[73] Assignee: **Lutron Electronics, Co., Pa.**

[57] **CLAIM**
The ornamental design of a display panel, as shown and described.

[**] Term: **14 Years**

DESCRIPTION

[21] Appl. No.: **29/115,151**

FIG. 1 is a front elevational view of the embodiment of a display panel of the design according to the invention; FIG. 2 is a top plan view of the display panel of FIG. 1 (a back cover, which does not form part of the invention, is shown in phantom); FIG. 3 is a bottom plan view of the display panel of FIG. 1 (a back cover, which does not form part of the invention, is shown in phantom); FIG. 4 is a left side elevational view of the display panel of FIG. 1 (a back cover, which does not form part of the invention, is shown in phantom); FIG. 5 is a right side elevational view of the display panel of FIG. 1 (a back cover, which does not form part of the invention, is shown in phantom); and, FIG. 6 is an isometric projection of the display panel of FIG. 1 (a back cover, which does not form part of the invention, is shown in phantom).

[22] Filed: **Dec. 8, 1999**

Related U.S. Application Data

[62] Division of application No. 29/098,709, Jan. 5, 1999, Pat. No. Des. 421,399.

[51] **LOC (7) Cl.** **10-04**

[52] **U.S. Cl.** **D10/50; D10/49; D10/103**


[58] **Field of Search** D10/50, 49, 103; D13/162; 236/46 R, 47, 94; 337/112, 327, 360

[56] References Cited

U.S. PATENT DOCUMENTS

- D. 364,573 11/1995 Pearsall D10/50
- D. 374,628 10/1996 Gregorian-Michaelsen et al. ... D10/50
- D. 381,960 8/1997 Chandler D10/49 X

1 Claim, 4 Drawing Sheets






FIG. 1

FIG. 2

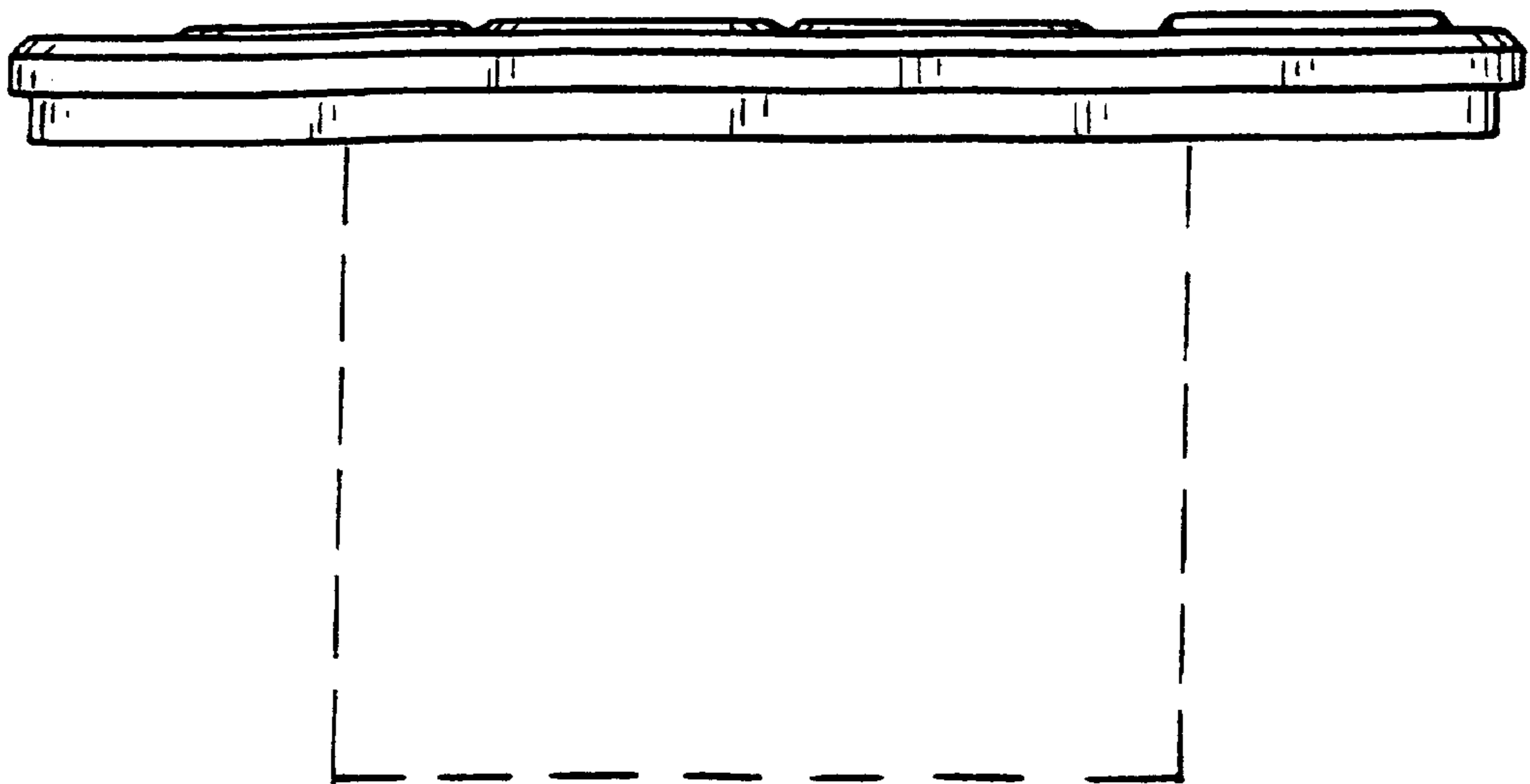
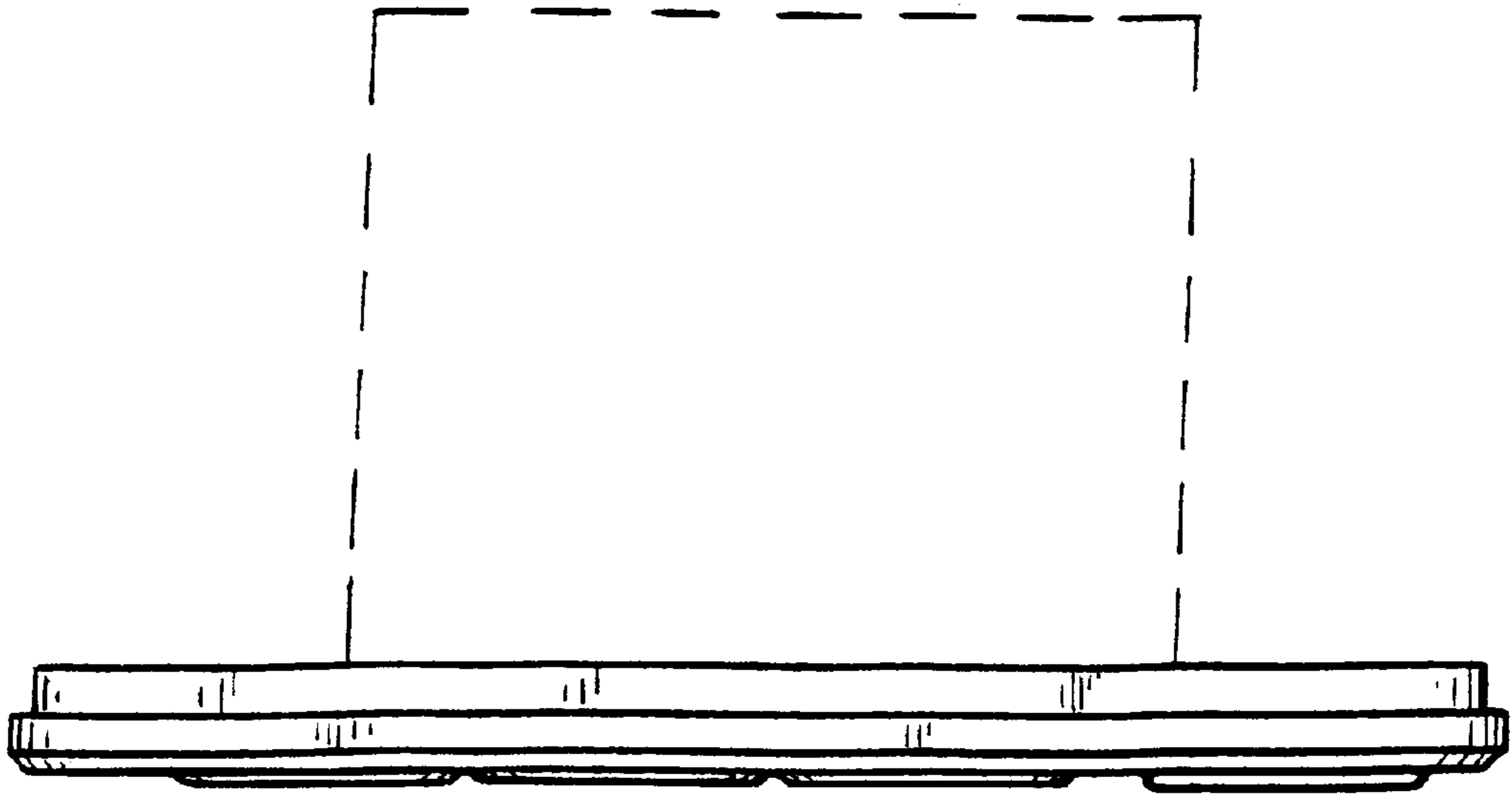


FIG. 3

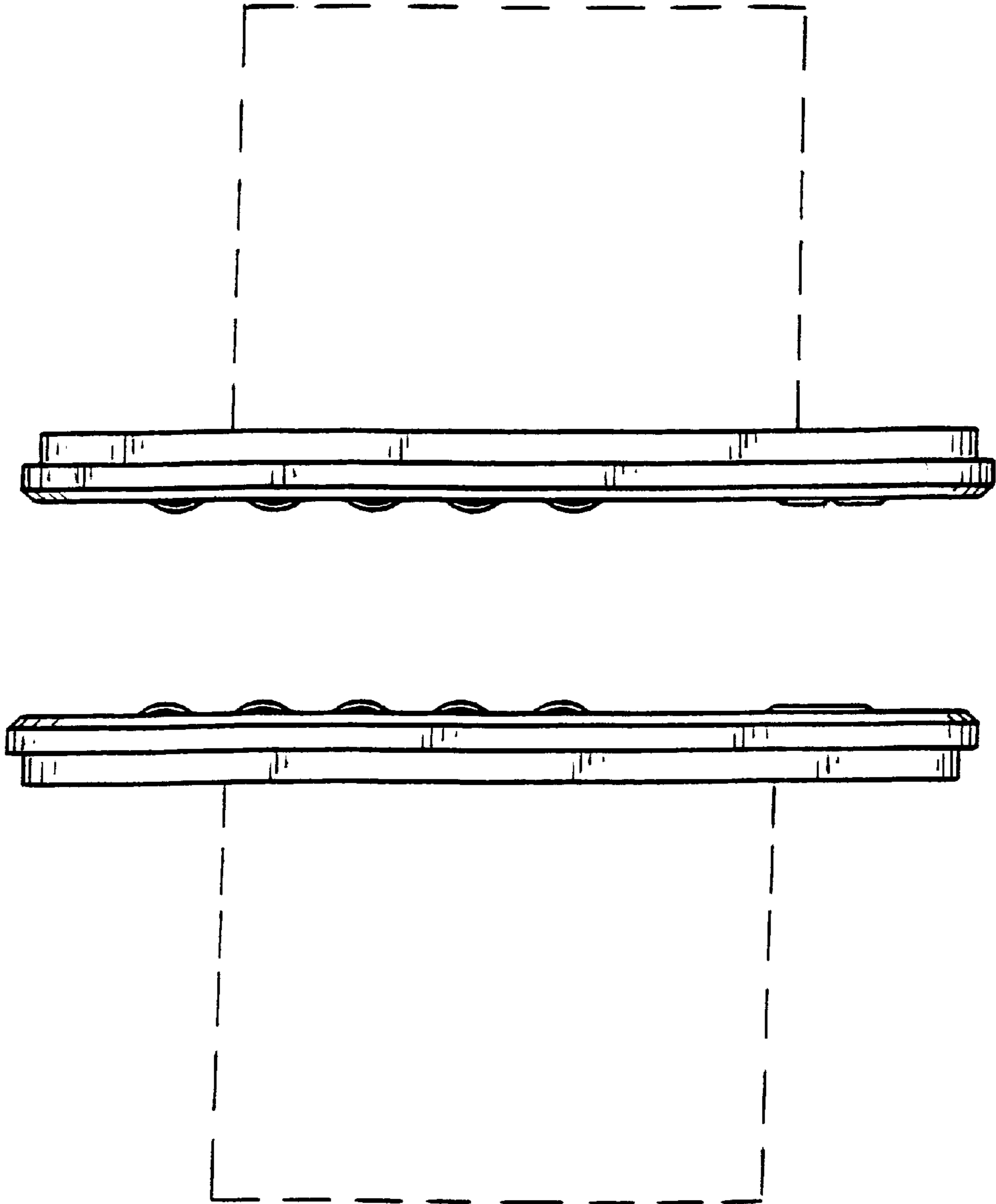


FIG. 4

FIG. 5




FIG. 6