



US00D431173S

United States Patent [19] Durbin

[11] **Patent Number: Des. 431,173**

[45] **Date of Patent: ** Sep. 26, 2000**

[54] **HANDLE**

[75] Inventor: **Jenel E. Durbin**, La Grange, Ill.

[73] Assignee: **Newell Operating Company**, Freeport, Ill.

[**] Term: **14 Years**

[21] Appl. No.: **29/104,431**

[22] Filed: **May 5, 1999**

[51] **LOC (7) Cl.** **08-06**

[52] **U.S. Cl.** **D8/308**

[58] **Field of Search** D8/300-302, 308;
292/336.3; 74/519, 523; 16/412

[56] **References Cited**

U.S. PATENT DOCUMENTS

D. 85,844	12/1931	Schell .	
D. 197,400	1/1964	Patriquin .	
D. 269,942	8/1983	Coppola	D8/308
D. 314,129	1/1991	Zanini	D8/308
D. 394,795	6/1998	Diebel	D8/308

OTHER PUBLICATIONS

Phylrich Cat., p. 84A; level 107/3185 ©1965.

Primary Examiner—B. J. Bullock

Attorney, Agent, or Firm—Foley & Lardner

[57] **CLAIM**

I claim the ornamental design for a handle, as shown and described.

DESCRIPTION

FIG. 1 is a perspective view of a handle showing the new design.

FIG. 2 is a front elevation view.

FIG. 3 is a rear elevation view.

FIG. 4 is a bottom plan view.

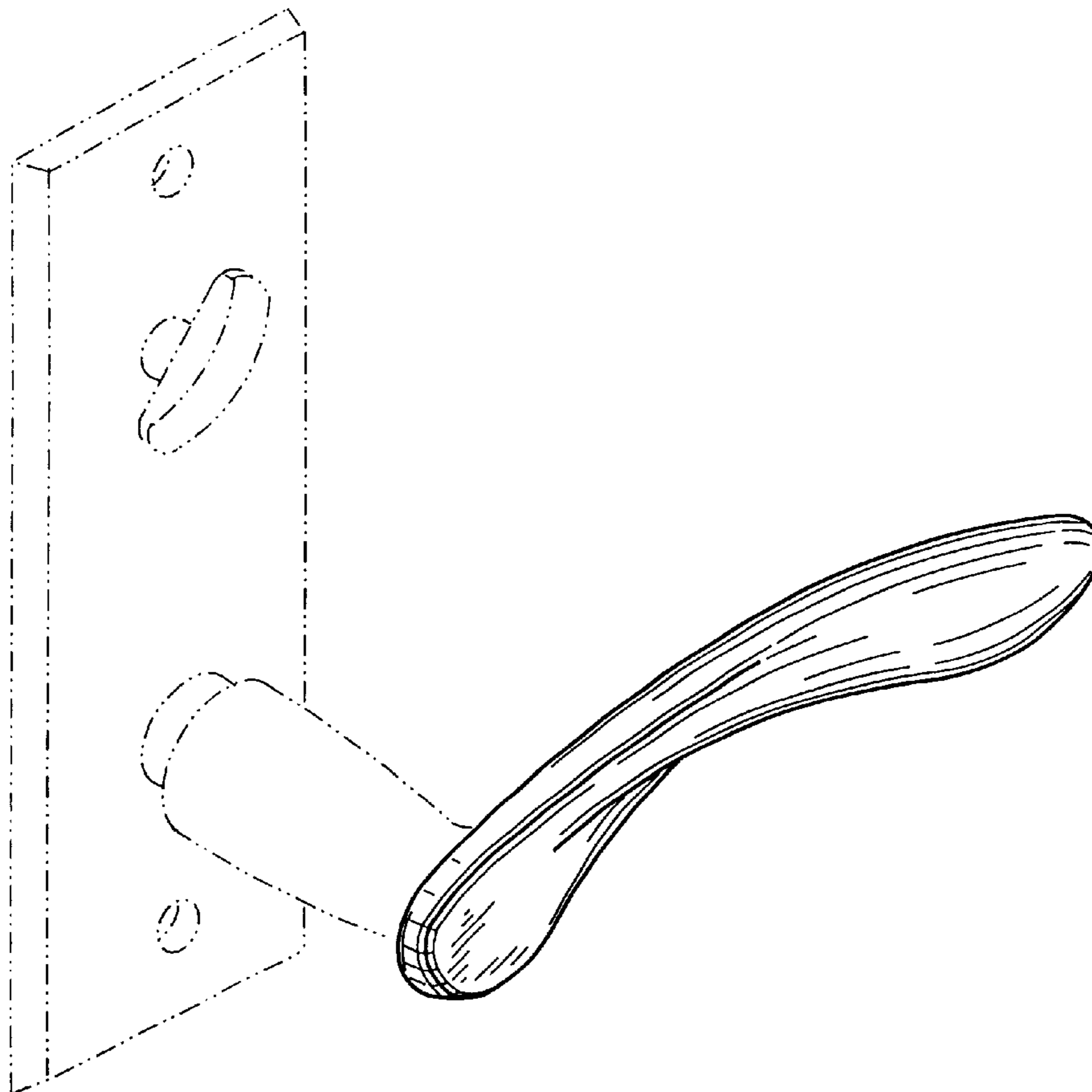
FIG. 5 is a top plan view.

FIG. 6 is a right side elevation view; and,

FIG. 7 is a left side elevation view.

The broken line disclosure, for example of the mounting environment, if for illustrative purposes only and forms no part of the claimed design. The handle shown is an embodiment of the design which is mounted on one side of a door; the complementary handle design for the other side of the door is claimed as a second embodiment and is a mirror image of FIGS. 2-7.

1 Claim, 2 Drawing Sheets






FIG. 1




FIG. 2

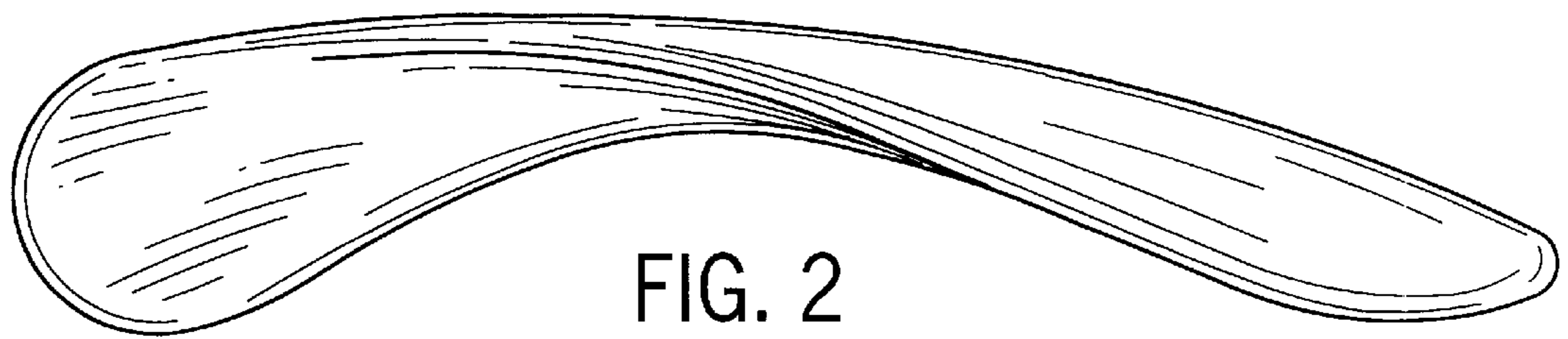


FIG. 3

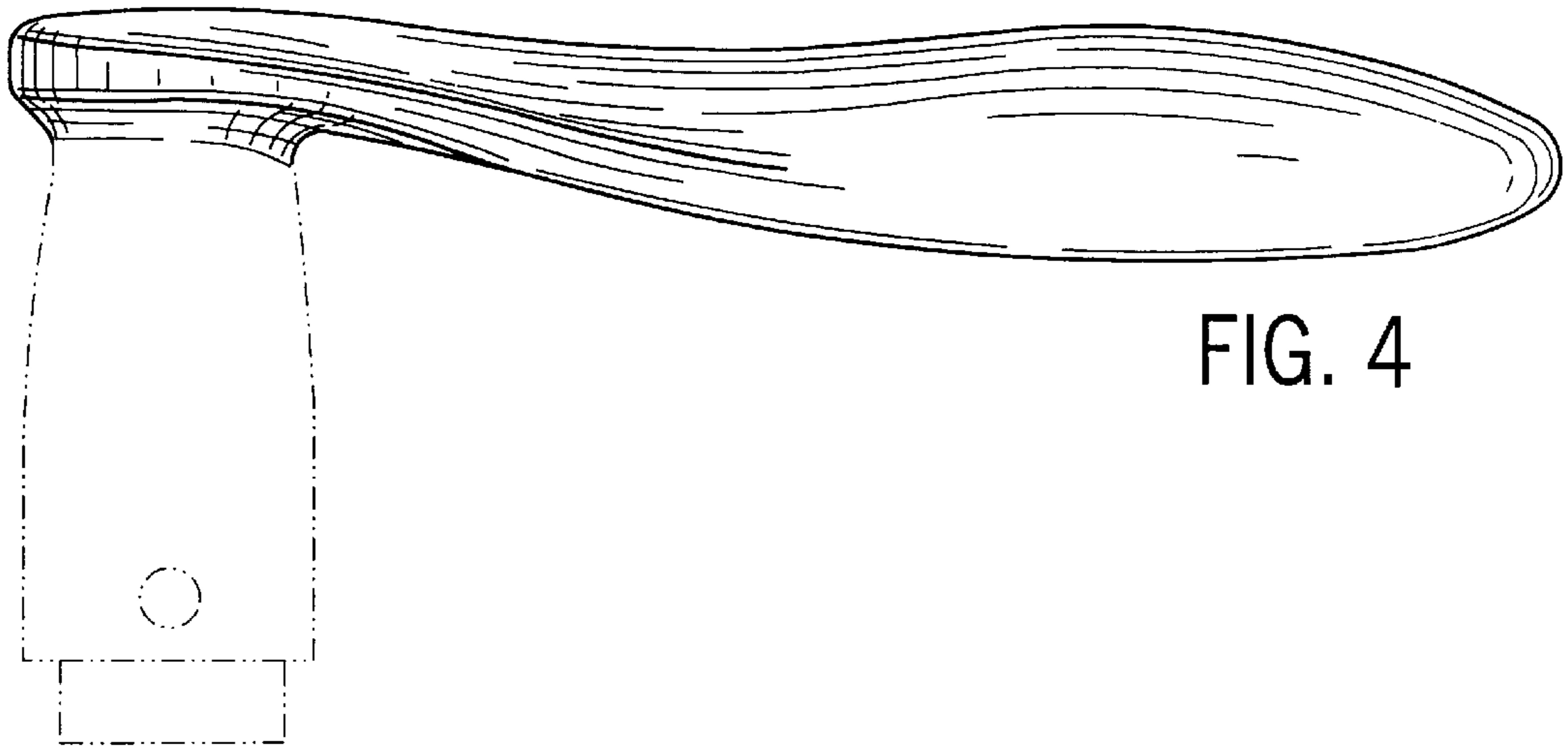


FIG. 4

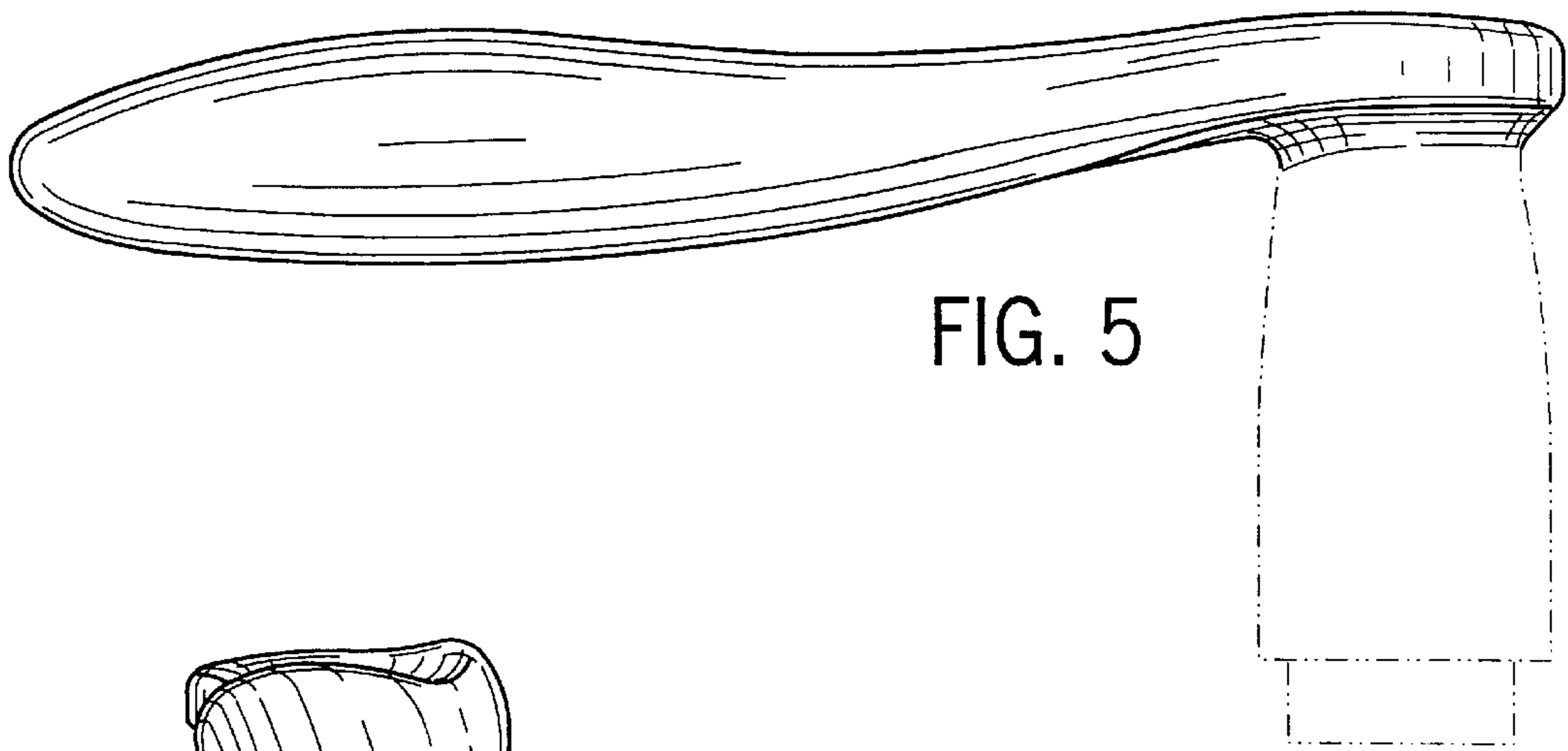


FIG. 5

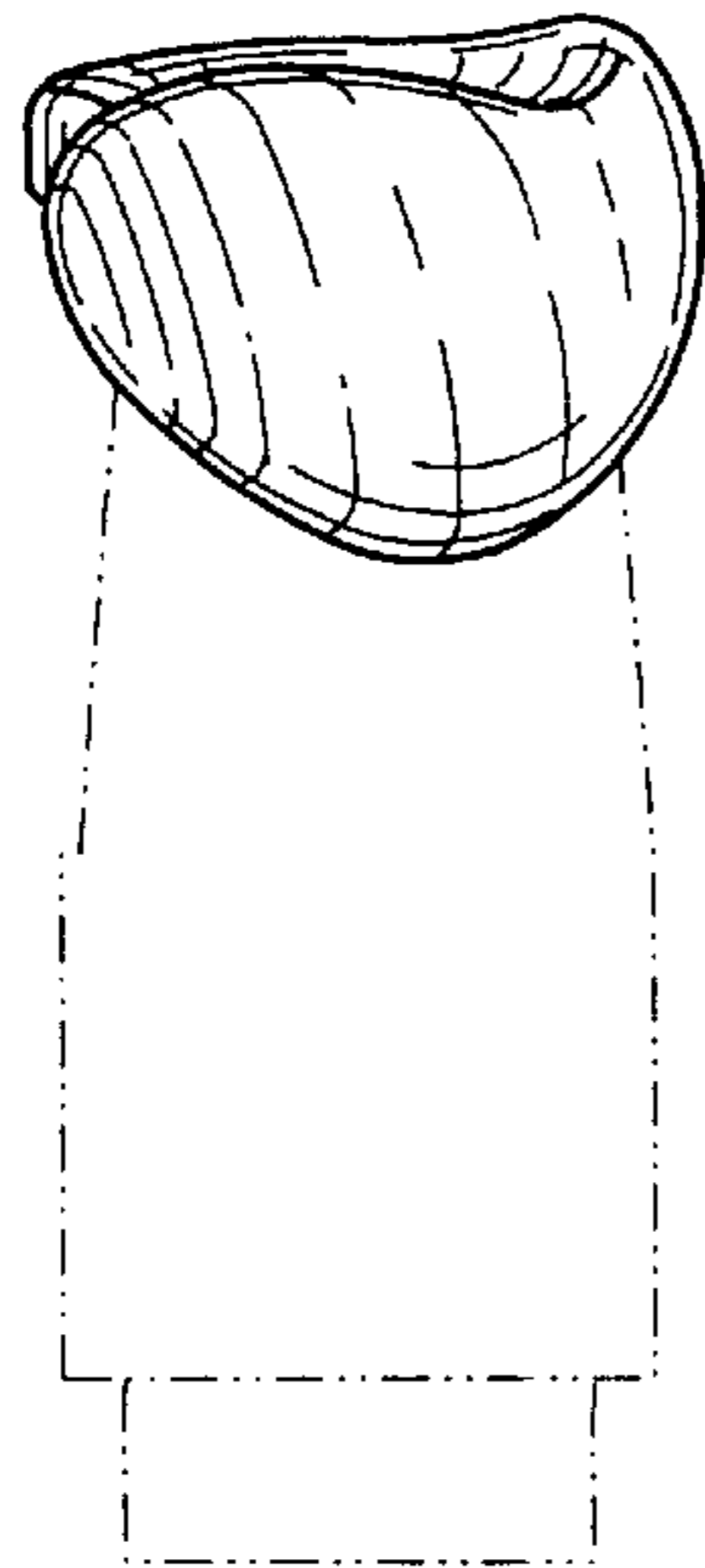


FIG. 6



FIG. 7

UNITED STATES PATENT AND TRADEMARK OFFICE
CERTIFICATE OF CORRECTION

PATENT NO. : Des. 431,173
DATED : September 26, 2000
INVENTOR(S) : Jene1 E. Durbin

It is certified that error appears in the above-identified patent and that said Letters Patent is hereby corrected as shown below:

In the Description Section, the statement "FIG. 6 is a right side elevation view; and," should read:
"FIG. 6 is a right side elevation view."

Signed and Sealed this
Seventeenth Day of April, 2001

Attest:



NICHOLAS P. GODICI

Attesting Officer

Acting Director of the United States Patent and Trademark Office