



US00D431117S

United States Patent [19]
Hutton

[11] **Patent Number: Des. 431,117**

[45] **Date of Patent: ** Sep. 26, 2000**

[54] **CLUB CHAIR**

[76] Inventor: **John Hutton**, 36 DeForest Ave., West Islip, N.Y. 11795

[**] Term: **14 Years**

[21] Appl. No.: **29/110,104**

[22] Filed: **Aug. 31, 1999**

[51] **LOC (7) Cl.** **06-01**

[52] **U.S. Cl.** **D6/334**

[58] **Field of Search** D6/334, 335, 364, D6/371, 373, 381, 500, 501, 502; 297/445.1

[56] **References Cited**

U.S. PATENT DOCUMENTS

D. 98,545	2/1936	Pumphrey	D6/364
D. 112,045	11/1938	Roberts	D6/334
D. 225,148	11/1972	Fisher	D6/334
D. 233,286	10/1974	Fisher	D6/334
D. 258,100	2/1981	Blowers	D6/364
D. 286,587	11/1986	Culler	D6/334
D. 292,145	10/1987	Zapf	D6/334

D. 360,309	7/1995	Lowman	D6/334
D. 379,269	5/1997	Hutton	D6/334
D. 400,015	10/1998	Hutton	D6/334

Primary Examiner—Gary D. Watson
Attorney, Agent, or Firm—Darby & Darby


[57] **CLAIM**

The ornamental design for a club chair, as shown and described.

DESCRIPTION

FIG. 1 is a perspective view of a club chair showing my new design;
FIG. 2 is a right side elevational view, the left side being a mirror image thereof;
FIG. 3 is a front elevational view;
FIG. 4 is a rear elevational view;
FIG. 5 is a top plan view; and,
FIG. 6 is a bottom plan view.
FIGS. 2 through 6 have been shown on an enlarged scale with respect to FIG. 1.

1 Claim, 3 Drawing Sheets






Figure 1

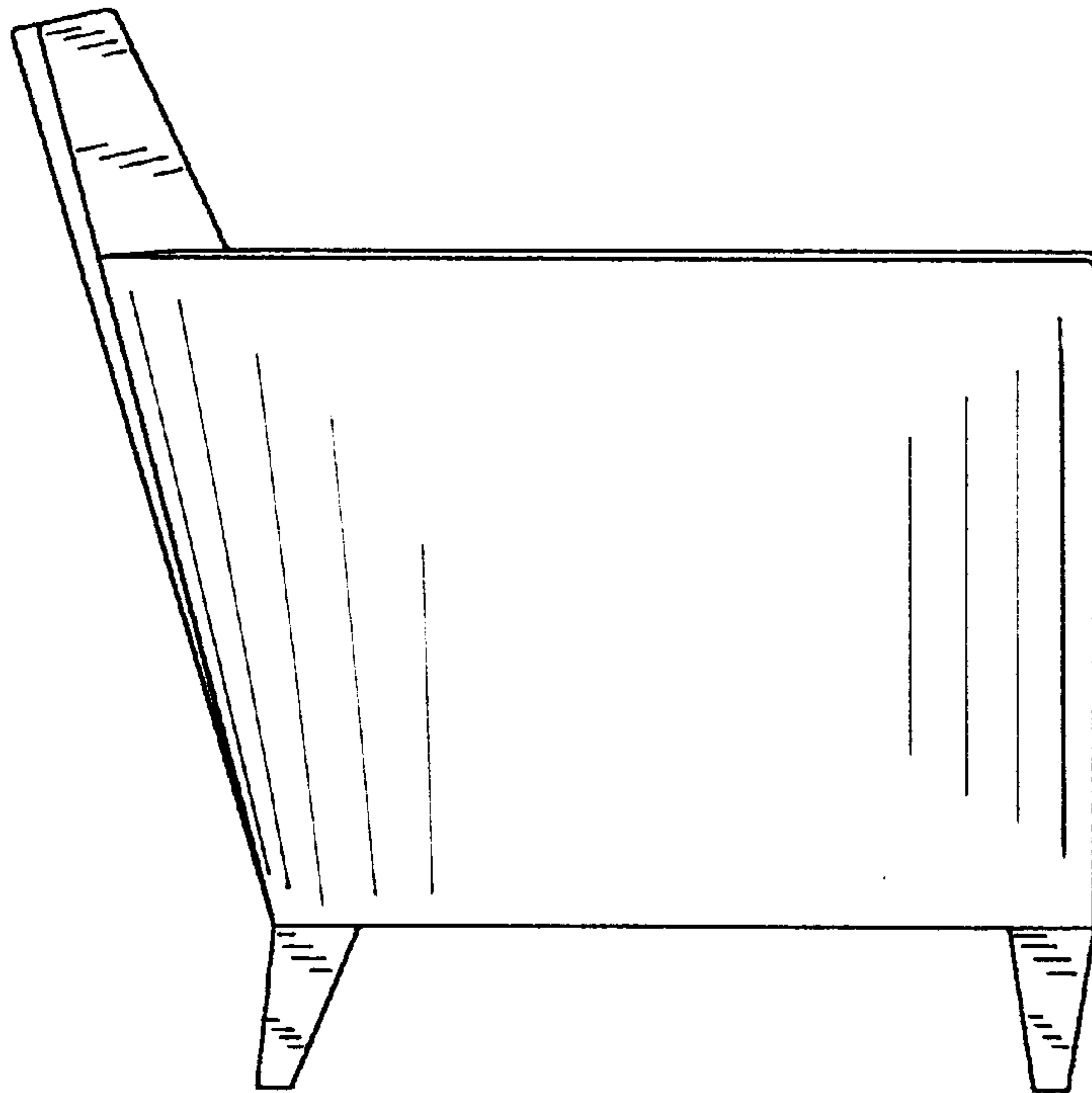


Figure 2

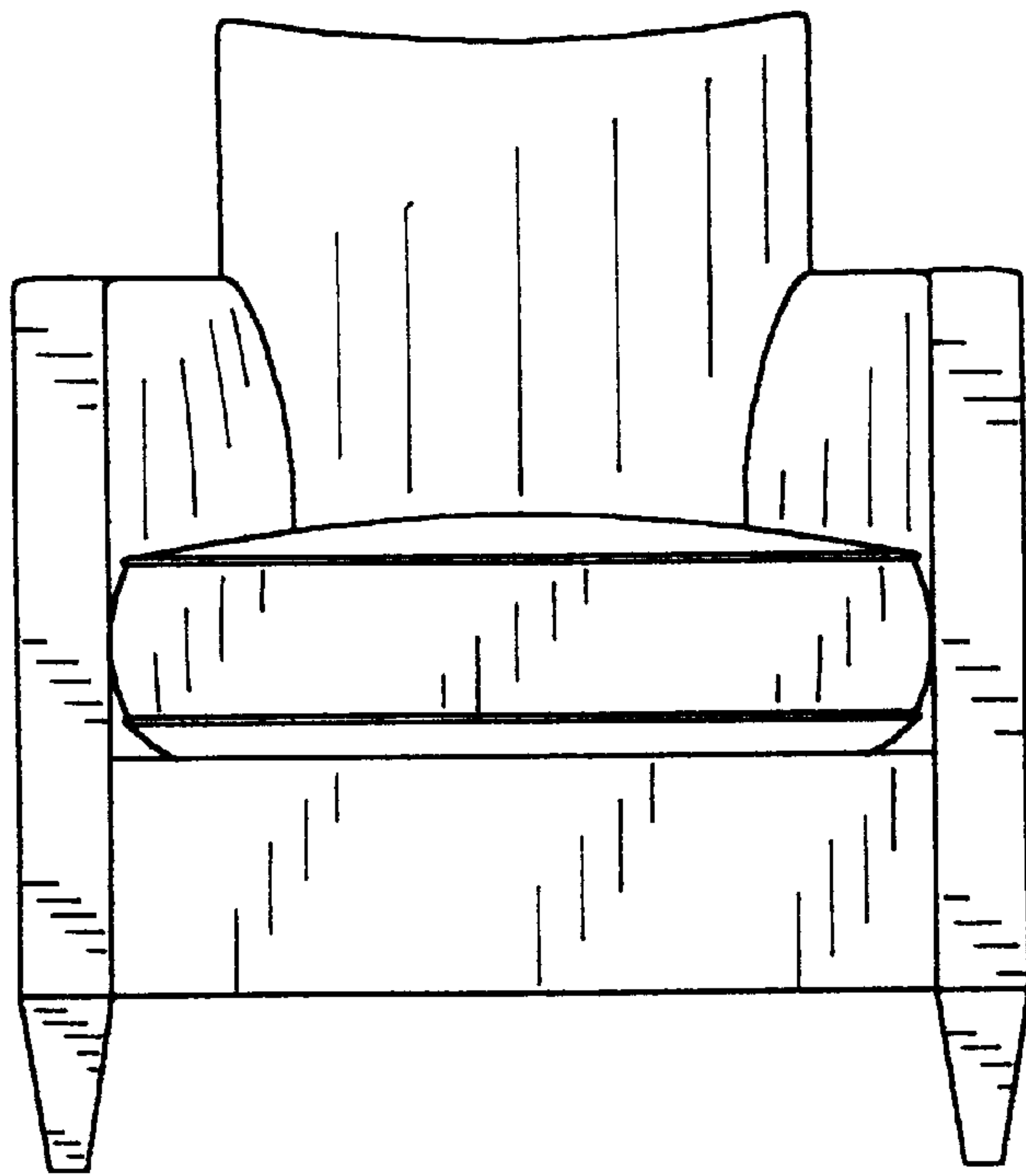


Figure 3

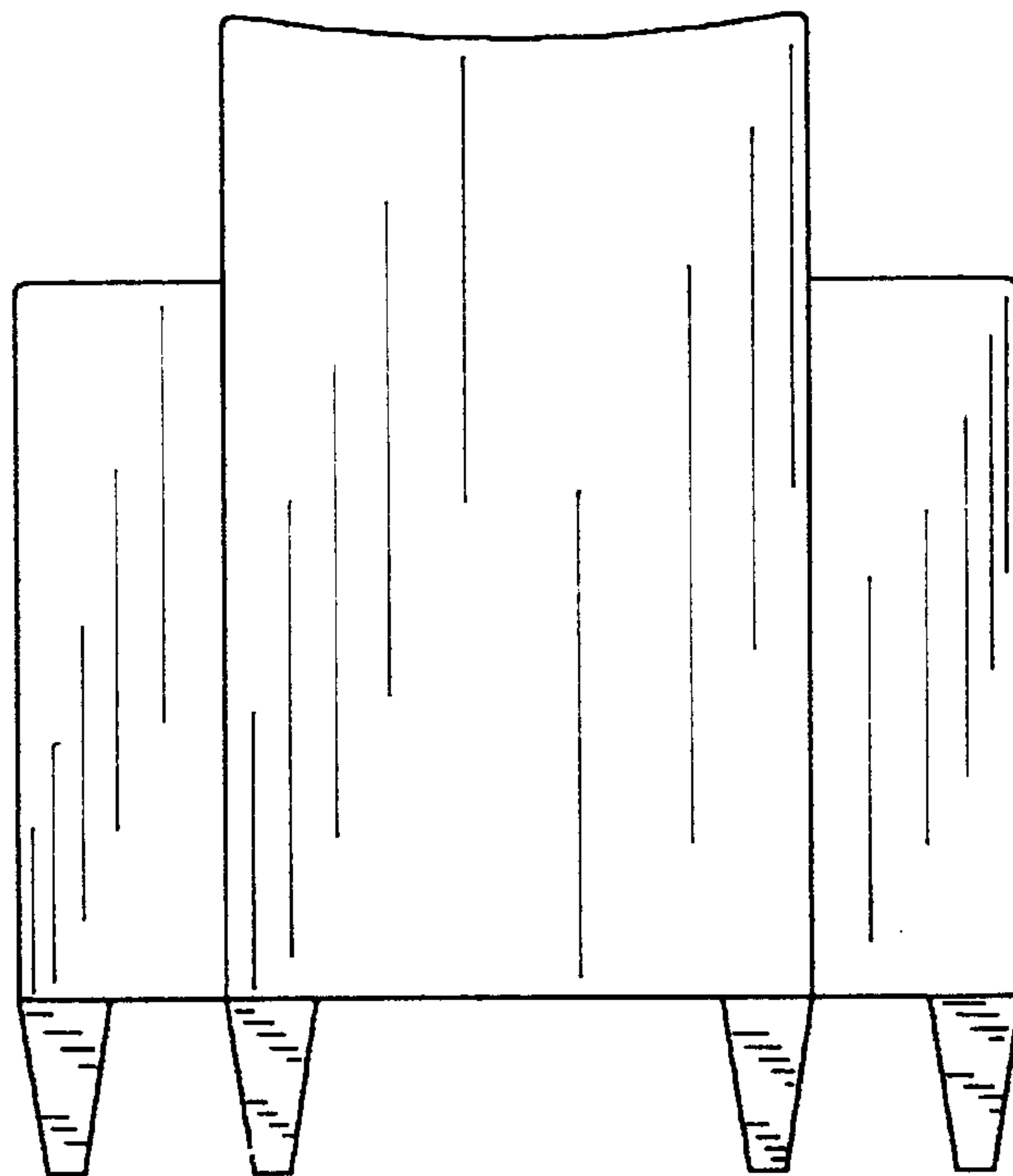


Figure 4

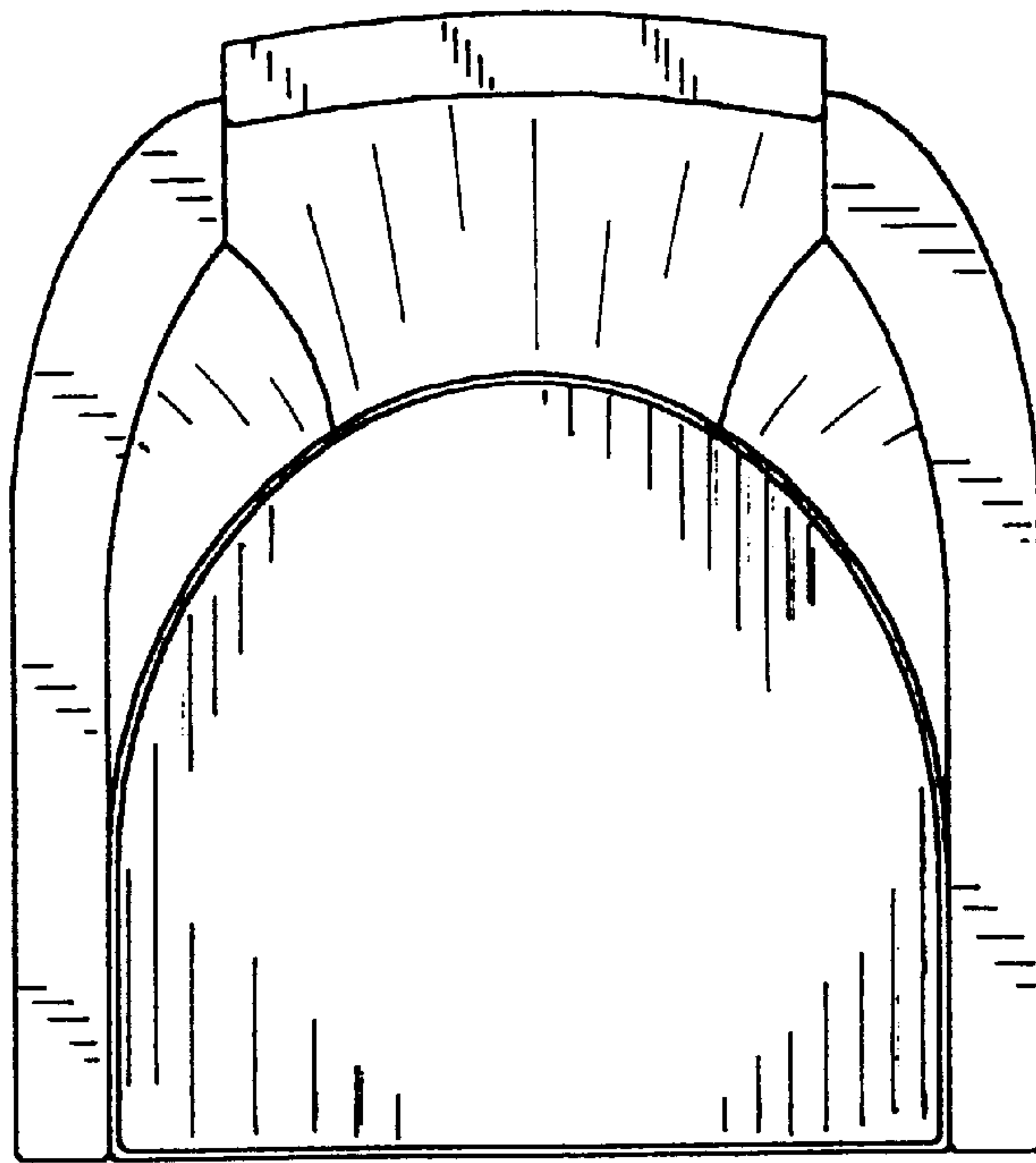


Figure 5




Figure 6