



US00D431093S

United States Patent [19]

[11] **Patent Number: Des. 431,093**

Leslie et al.

[45] **Date of Patent: ** Sep. 19, 2000**

[54] **APPLICATOR**

[75] Inventors: **Stuart M. Leslie**, Larchmont; **Charles Curtiss**, Long Island City; **Chen Jiang**, New York, all of N.Y.

[73] Assignee: **Pfizer Inc.**, New York, N.Y.

[**] Term: **14 Years**

[21] Appl. No.: **29/111,671**

[22] Filed: **Oct. 1, 1999**

[51] **LOC (7) Cl.** **28-02**

[52] **U.S. Cl.** **D28/7**

[58] **Field of Search** D28/7; 132/320, 132/74.5; D9/302, 338, 513; 222/92; D24/119; 401/207, 266; D19/43; D4/114

D. 414,688	10/1999	Loeb et al.	D9/338
1,303,531	5/1919	Albig	401/266
1,517,914	12/1924	MacDonald	132/320
1,661,607	3/1928	Evans	132/745
2,021,653	11/1935	Johnson	401/266
2,374,065	4/1945	Worthington	132/320 X
4,844,250	7/1989	Holoubek et al.	401/266
5,954,231	9/1999	Durliat et al.	222/92

Primary Examiner—Paula A. Mortimer
Attorney, Agent, or Firm—Peter C. Richardson; Paul H. Ginsburg; Grover F. Fuller, Jr.

[57] **CLAIM**

The ornamental design for an applicator, as shown and described.

DESCRIPTION

FIG. 1 is a left side elevational view of an applicator showing our new design;
FIG. 2 is a front elevational view thereof;
FIG. 3 is a right side elevational view thereof;
FIG. 4 is a top plan view thereof; and,
FIG. 5 is a bottom plan view thereof.

[56] **References Cited**

U.S. PATENT DOCUMENTS

D. 188,397	7/1960	Hulsh	D9/338
D. 351,338	10/1994	Koptis	D9/302
D. 401,138	11/1998	Rosen et al.	D9/302

1 Claim, 1 Drawing Sheet

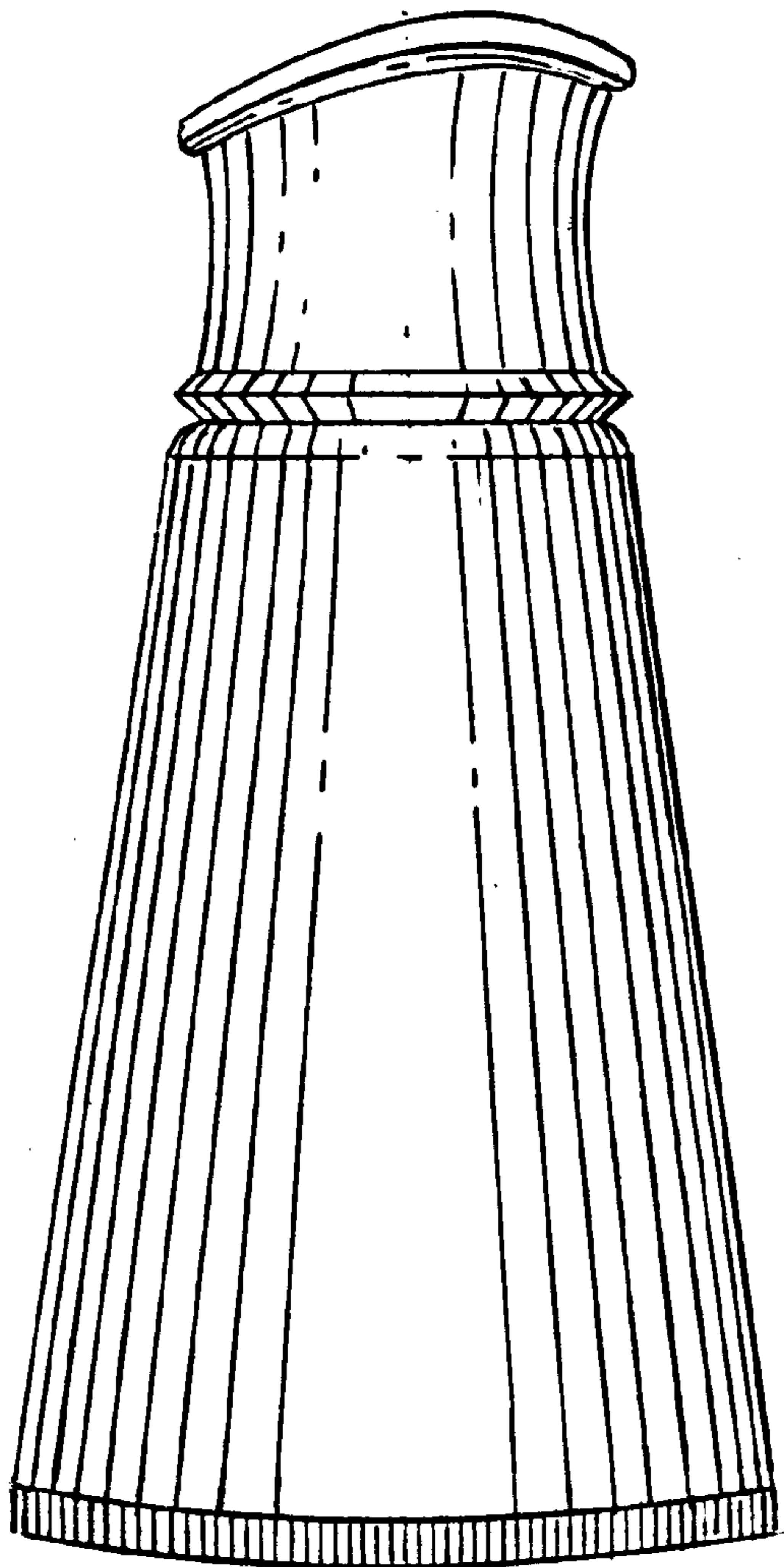


Fig. 4.

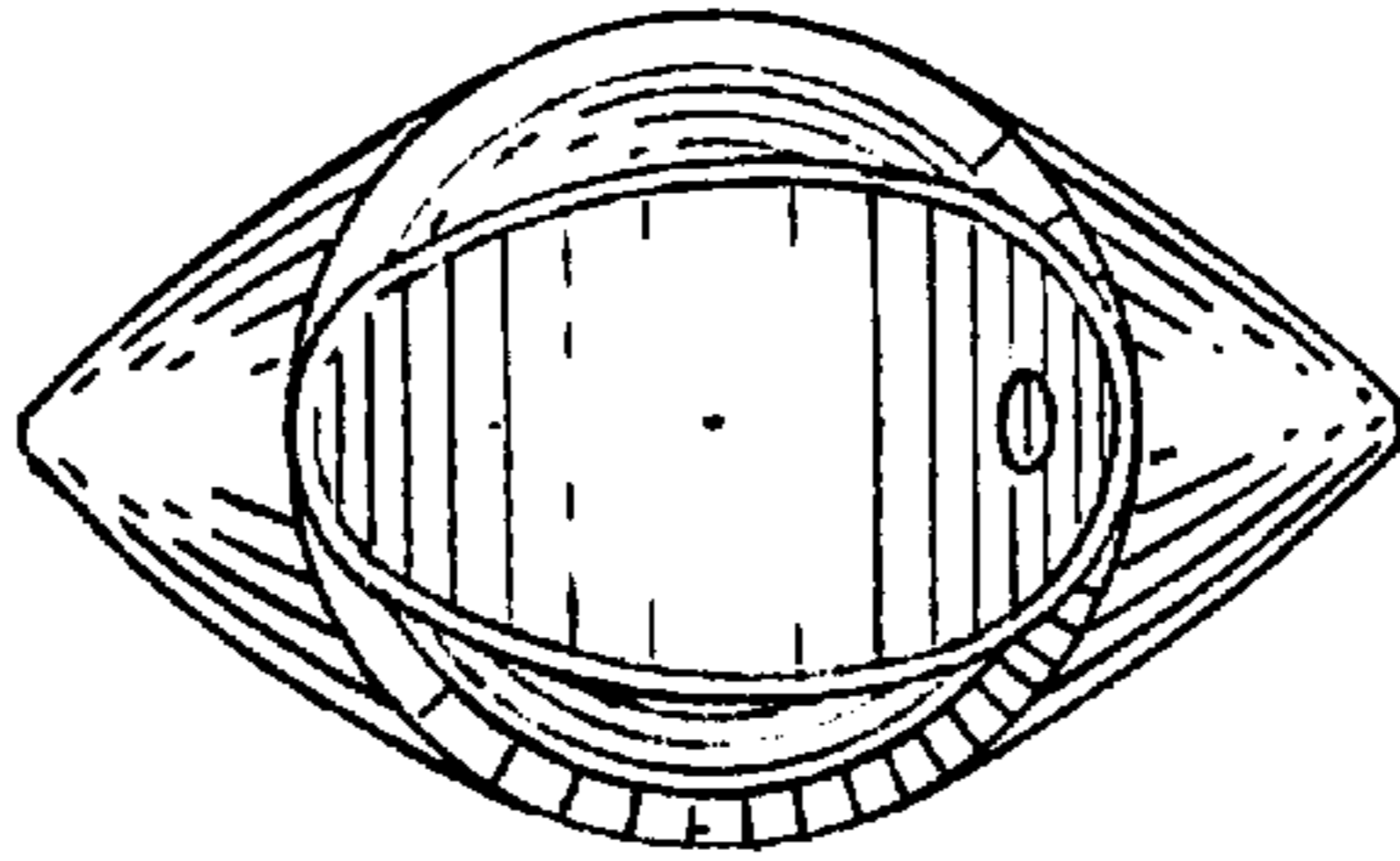


Fig. 1.

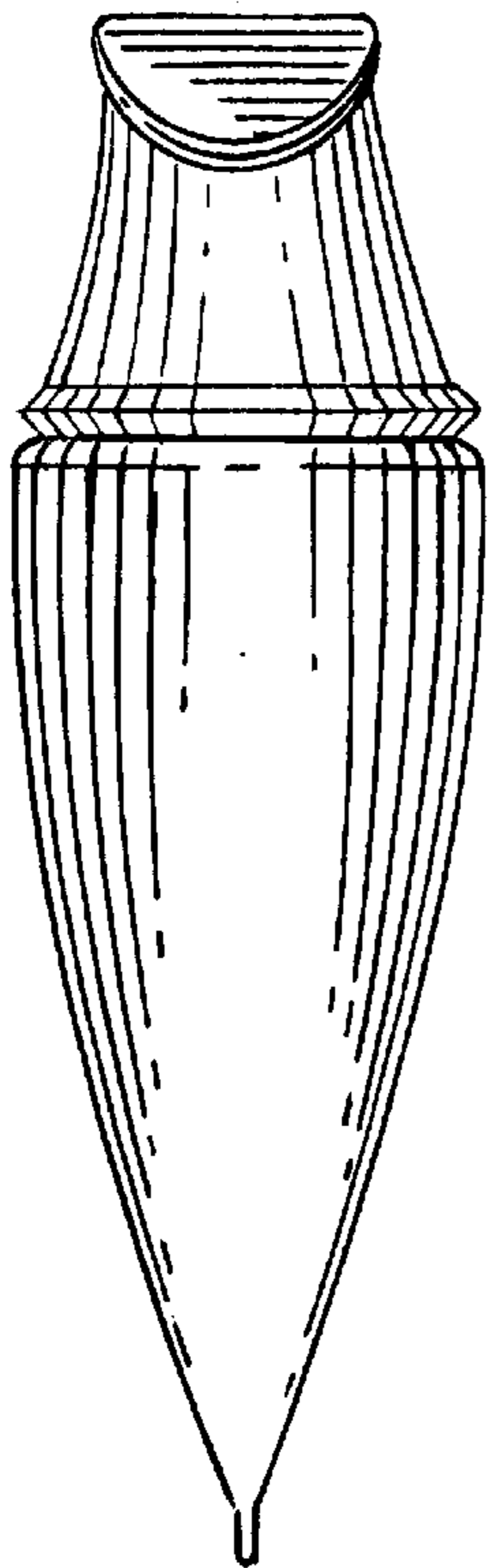


Fig. 2.

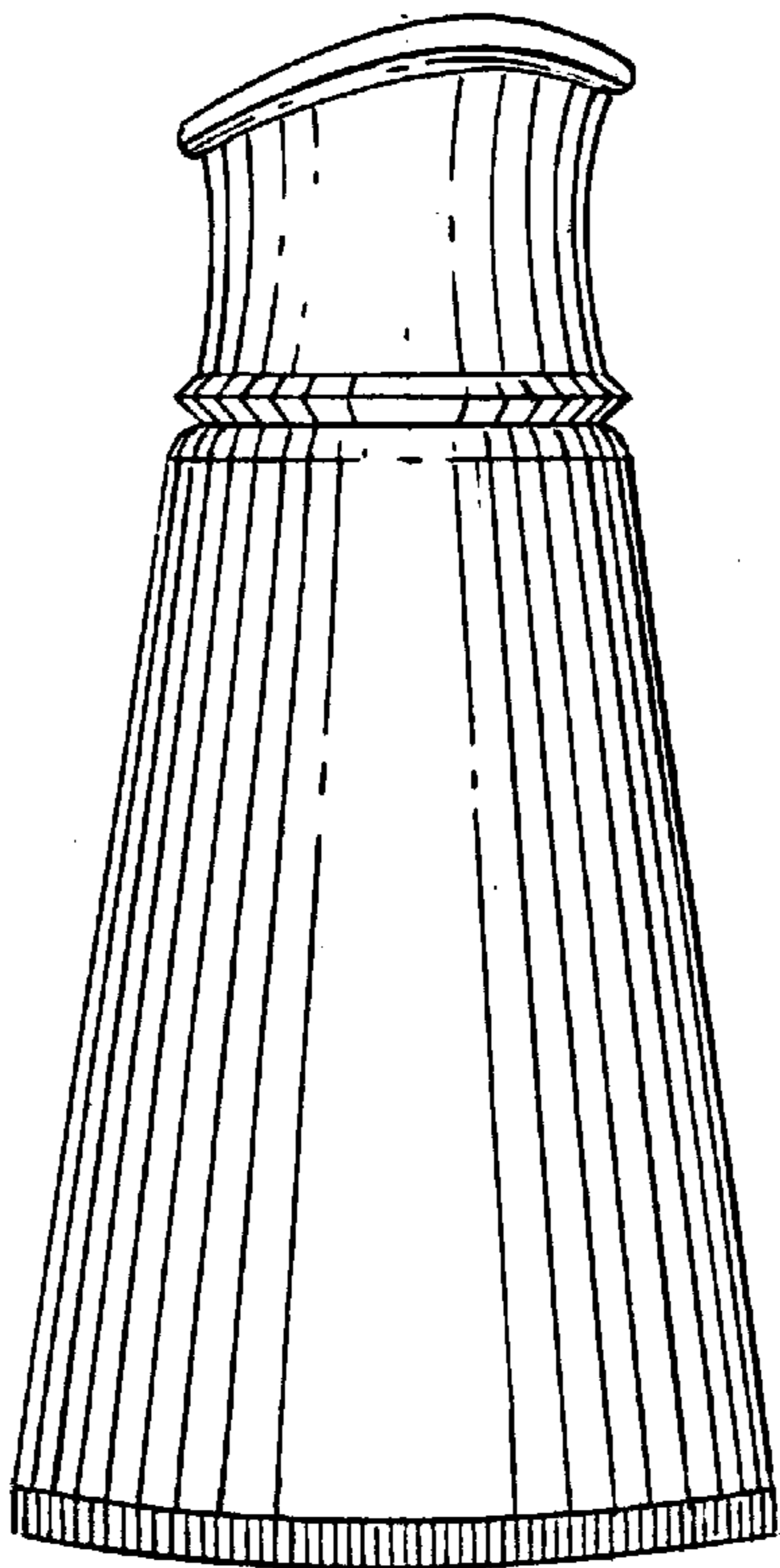


Fig. 3.

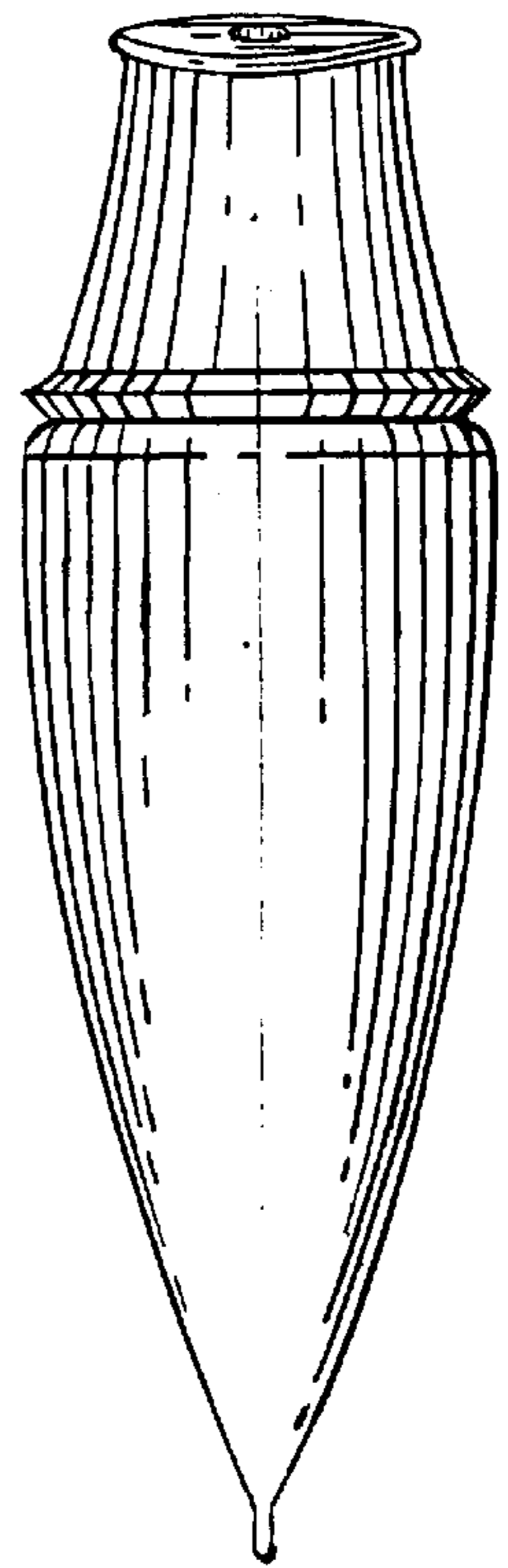


Fig. 5.

