



US00D431015S

United States Patent [19]

Lussier

[11] Patent Number: **Des. 431,015**

[45] Date of Patent: **** Sep. 19, 2000**

[54] **ENDLESS VEHICLE TRACK**

[75] Inventor: **Alain Lussier**,
St-François-Xavier-de-Brompton,
Canada

[73] Assignee: **Camoplast, Inc.**, Sherbrooke, Canada

[**] Term: **14 Years**

[21] Appl. No.: **29/089,380**

[22] Filed: **Jun. 15, 1998**

[51] **LOC (7) Cl.** **12-14**

[52] **U.S. Cl.** **D12/7**

[58] **Field of Search** D12/7; D2/951,
D2/960; 305/157, 165-169; 180/190-191

[56] **References Cited**

U.S. PATENT DOCUMENTS

D. 243,517	3/1977	Belanger	D12/7
D. 283,206	4/1986	Talbot	D12/7
D. 376,996	12/1996	Soucy et al.	D12/7
D. 380,419	7/1997	Thompson et al.	D12/7
D. 386,721	11/1997	Bedard	D12/7

D. 389,433	1/1998	Dandurand	D12/7
D. 389,435	1/1998	Dandurand	D12/7
D. 408,326	4/1999	Dandurand	D12/7
D. 408,327	4/1999	Dandurand	D12/7
D. 408,758	4/1999	Lussier	D12/7

Primary Examiner—Stacia Cadmus
Attorney, Agent, or Firm—Jean H. Dubuc

[57] **CLAIM**

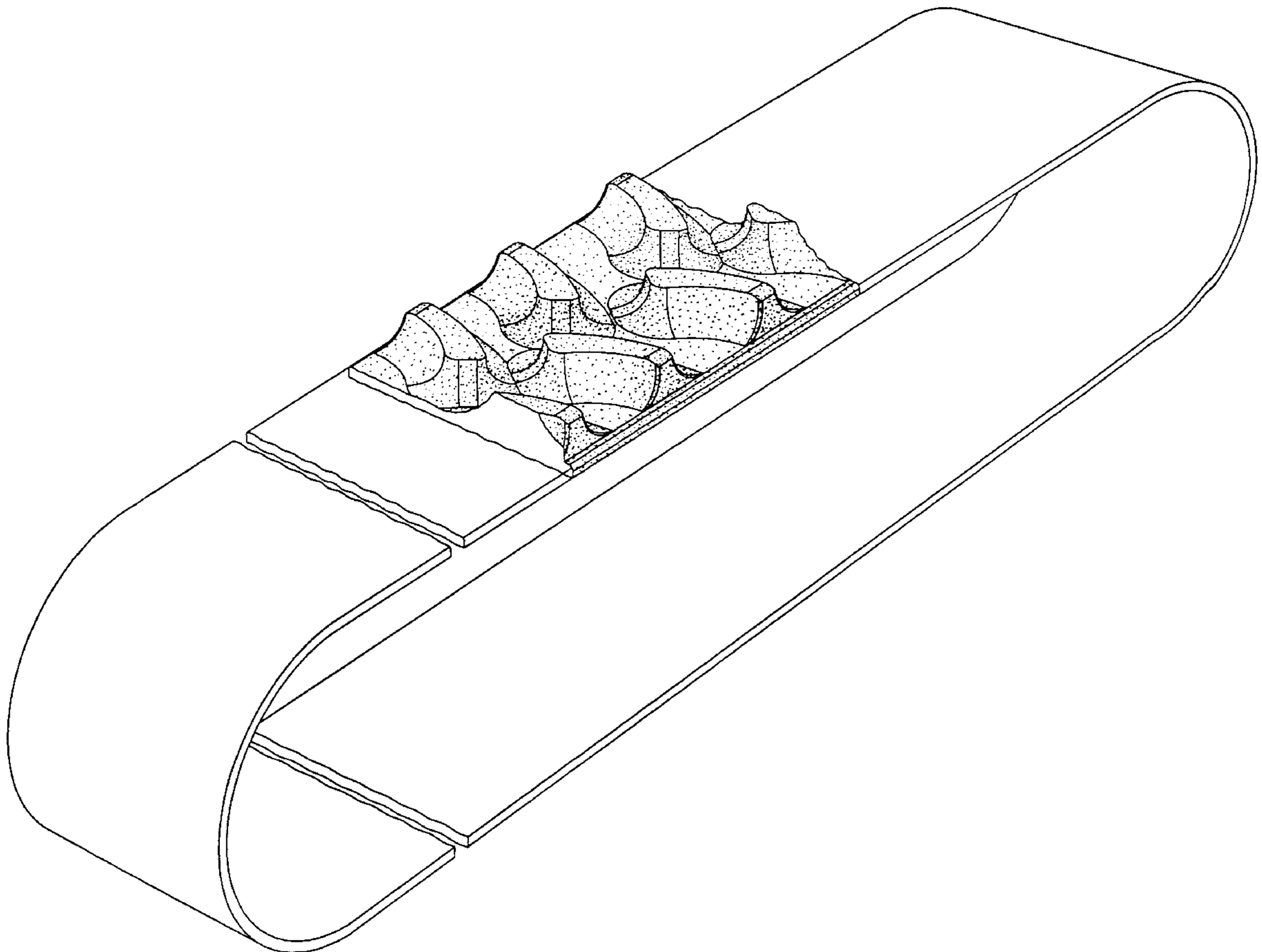
The ornamental design for an endless vehicle track, as shown and described.

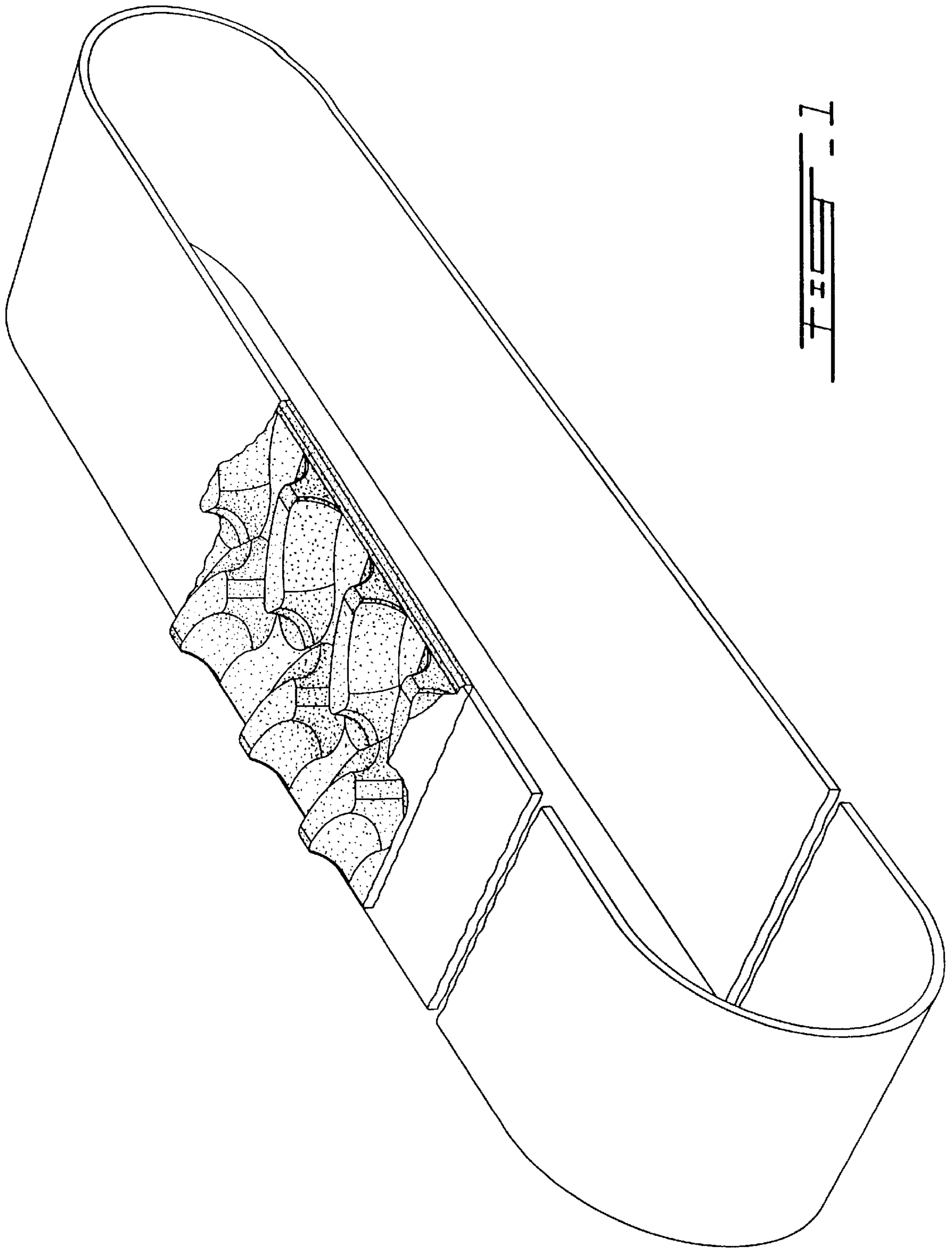
DESCRIPTION

FIG. 1 is a perspective view of an endless vehicle track showing my new design, it being understood that the tread pattern is repeated uniformly throughout the length of the track as shown schematically by solid lines; FIG. 2 is an enlarged top plan view thereof; FIG. 3 is an enlarged side view thereof; and, FIG. 4 is a cross-sectional view taken along lines 4—4 of FIG. 2.

The track has been broken away in FIG. 1 to indicate indeterminate length.

1 Claim, 2 Drawing Sheets





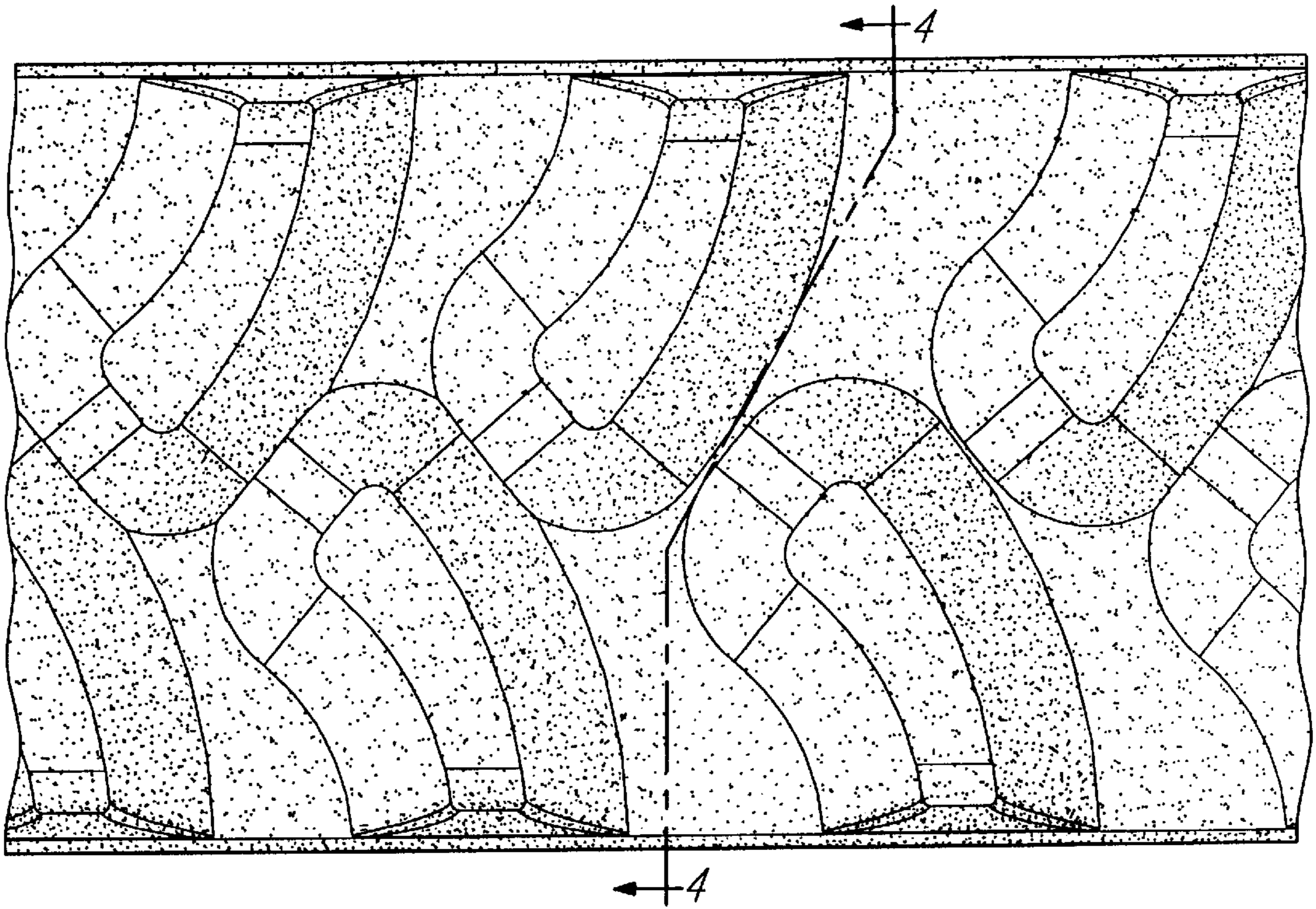


FIG. 2

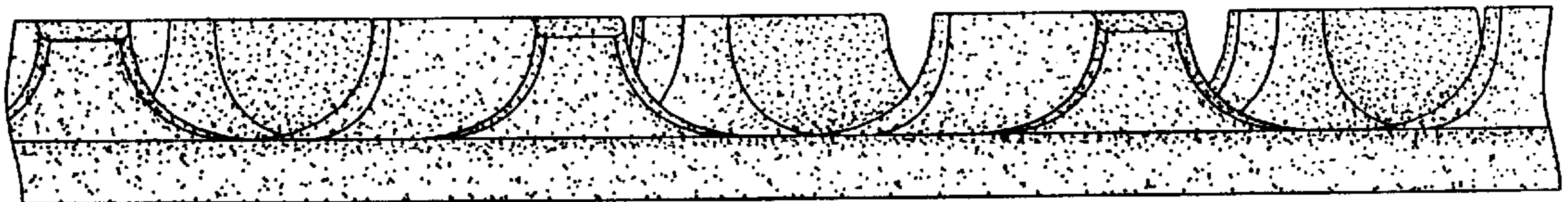


FIG. 3

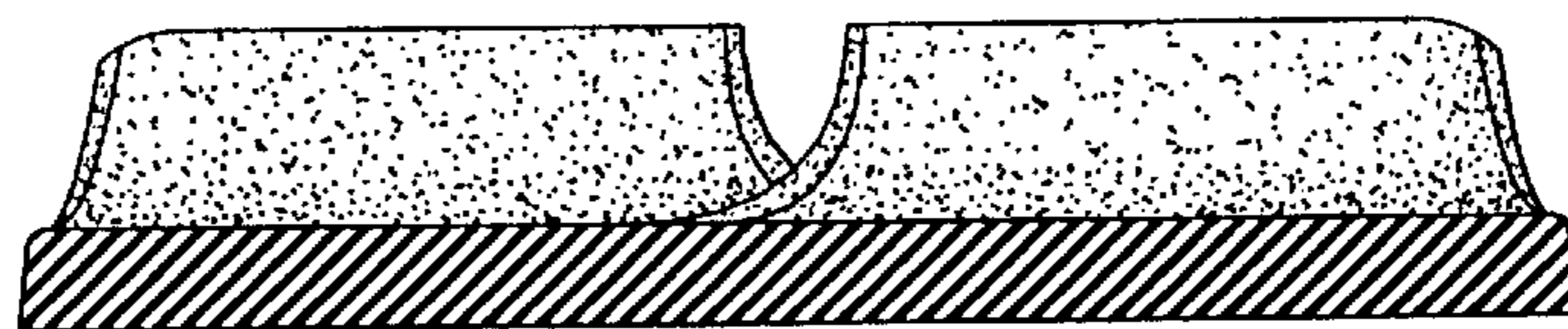


FIG. 4