



US00D431014S

United States Patent [19]

[11] **Patent Number: Des. 431,014**

Akashi et al.

[45] **Date of Patent: ** Sep. 19, 2000**

[54] **MALE MEMBER OF SNAP BUTTON FOR WEAR**

D. 410,412	6/1999	Tominaga et al.	D11/220
D. 415,717	10/1999	Akashi	D11/220
2,546,716	3/1951	Bedford, Jr.	24/35
3,261,068	7/1966	Gurney	24/35

[75] Inventors: **Shunji Akashi; Kiyomasa Segawa,**
both of Toyama-ken, Japan

Primary Examiner—Louis S. Zarfes
Assistant Examiner—Catherine R. Oliver
Attorney, Agent, or Firm—Hill & Simpson

[73] Assignee: **YKK Corporation,** Tokyo, Japan

[**] Term: **14 Years**

[57] CLAIM

[21] Appl. No.: **29/101,785**

The ornamental design for “male member of snap button for wear”, substantially as shown and described.

[22] Filed: **Mar. 10, 1999**

DESCRIPTION

[30] Foreign Application Priority Data

Dec. 1, 1998 [JP] Japan 10-34755

FIG. 1 is a front view of a male member of snap button for wear showing our new design;
FIG. 2 is a top plan view thereof;
FIG. 3 is a left side view thereof;
FIG. 4 is a right side view thereof; and,
FIG. 5 is an enlarged cross-sectional view along line 5—5 of FIG. 4.

[51] **LOC (7) Cl.** **02-07**

[52] **U.S. Cl.** **D11/220**

[58] **Field of Search** D11/220, 200–211;
24/303, 35, 265 EEE; D8/382

The drawings show a part of the male member, and the male member is continuous longitudinally only.

[56] References Cited

U.S. PATENT DOCUMENTS

D. 301,567	6/1989	Burke	D11/220
D. 319,201	8/1991	Aoki	D11/220

A rear view should be symmetrical with the front view and a bottom view should be identical with the top plan view.

1 Claim, 1 Drawing Sheet

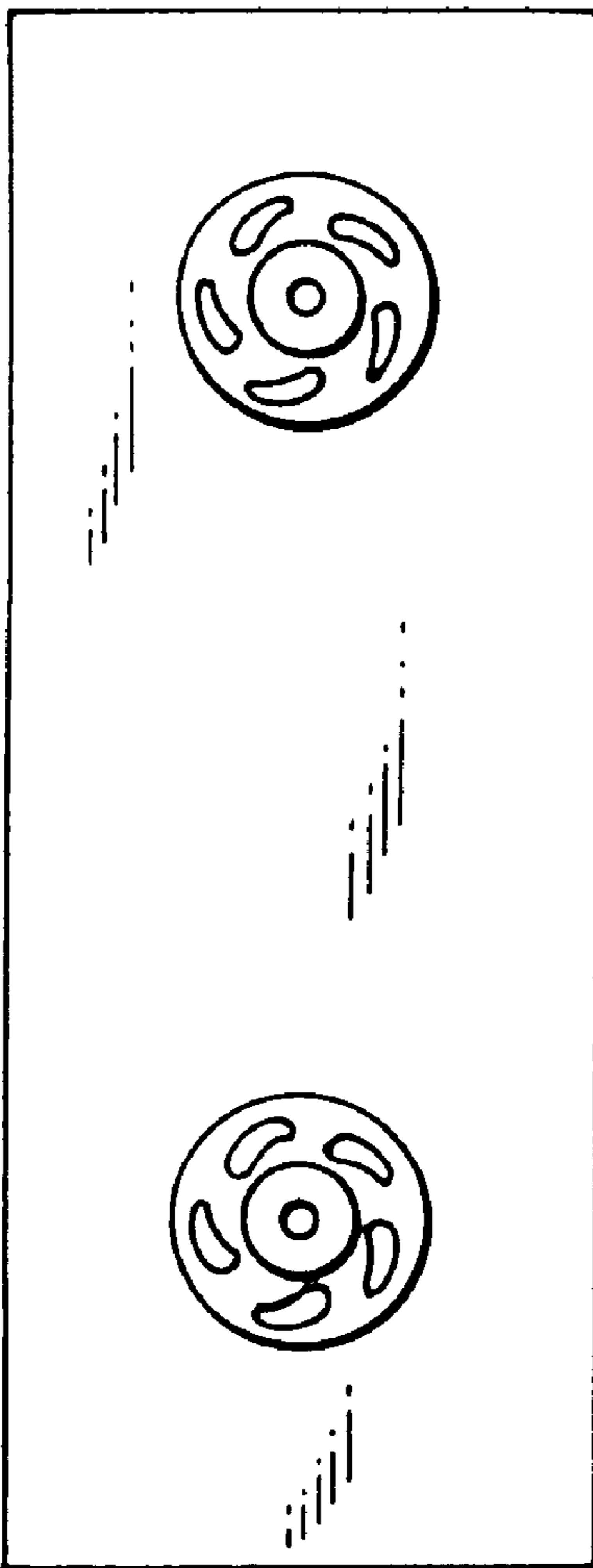


FIG. 1



FIG. 3

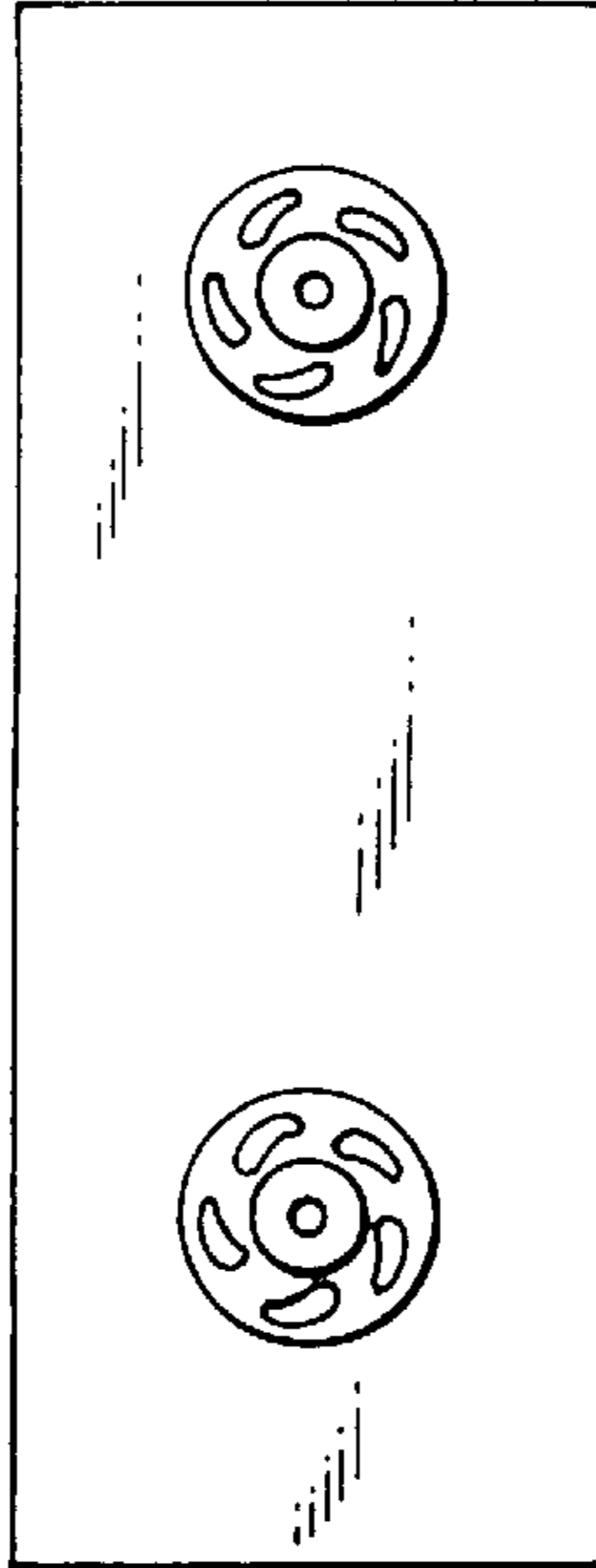


FIG. 4

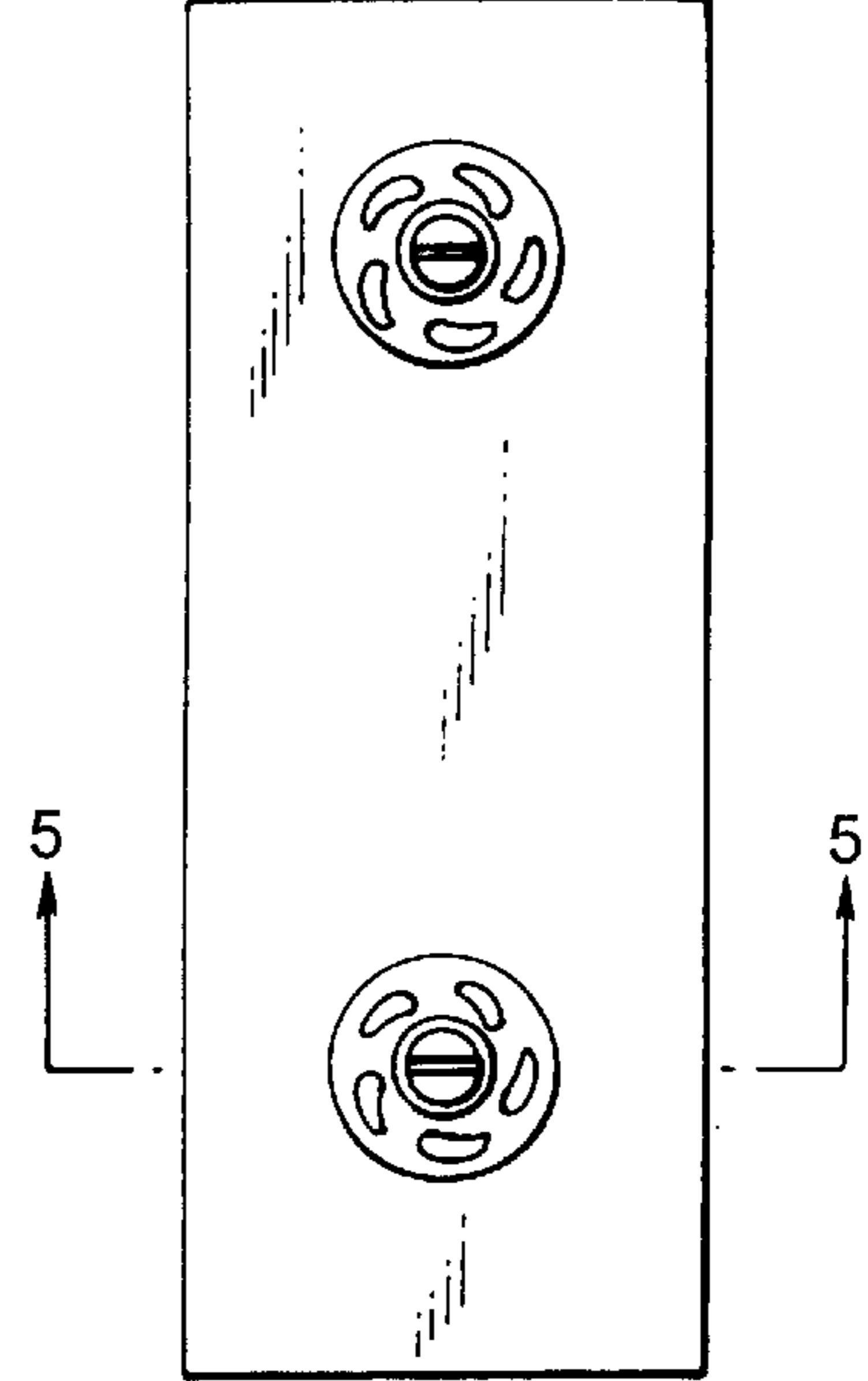


FIG. 2

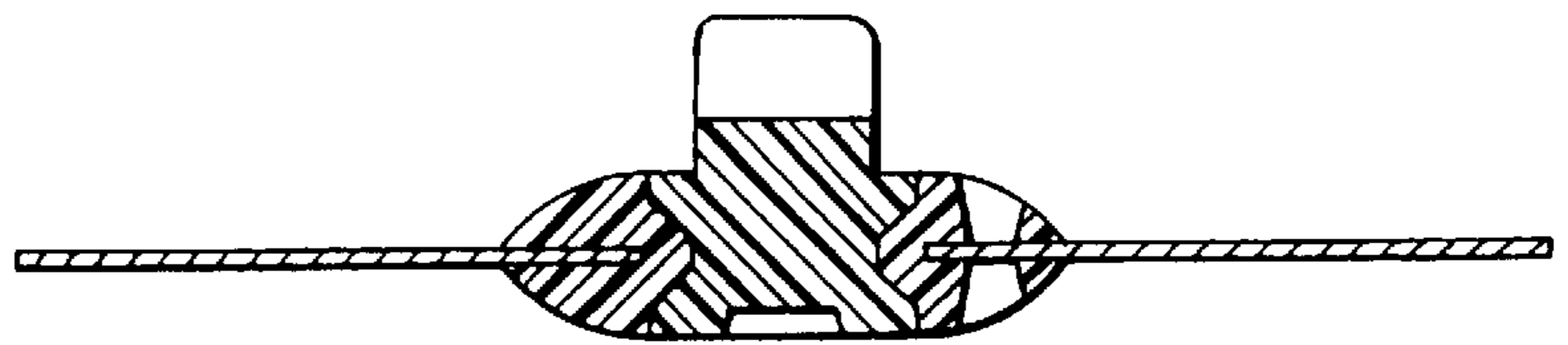


FIG. 5