



US00D431004S

**United States Patent** [19]  
**Näslund**

[11] **Patent Number: Des. 431,004**

[45] **Date of Patent: \*\* Sep. 19, 2000**

[54] **BAG CLIP**

[75] Inventor: **Ingemar Näslund**, Huddinge, Sweden

[73] Assignee: **Weland Medical AB**, Sweden

[\*\*] Term: **14 Years**

[21] Appl. No.: **29/114,553**

[22] Filed: **Nov. 29, 1999**

[51] **LOC (7) Cl.** ..... **09-07**

[52] **U.S. Cl.** ..... **D9/435; D9/436**

[58] **Field of Search** ..... D9/434, 435, 436;  
D8/394, 395; 24/30.5 R, 30.5 S, 30.5 L,  
30.5 P; 383/68, 89

[56] **References Cited**

**U.S. PATENT DOCUMENTS**

- D. 276,596 12/1984 Kisha ..... D9/435
- D. 298,914 12/1988 Thomas ..... D8/394 X
- D. 299,008 12/1988 Naslund ..... D8/395 X

- D. 328,418 8/1992 Becklund ..... D8/395 X
- D. 350,696 9/1994 Naslund ..... D9/434 X
- 4,656,697 4/1987 Naslund .
- 5,050,272 9/1991 Robinson et al. .... 24/30.5 R
- 5,931,117 8/1999 Lantz et al. .... 383/68 X

*Primary Examiner*—Cathron B. Matta  
*Attorney, Agent, or Firm*—Larson & Taylor, PLC

[57] **CLAIM**

The ornamental design for a bag clip, as shown and described.

**DESCRIPTION**

FIG. 1 is a front elevational view of a bag clip;  
FIG. 2 is a rear elevational view thereof;  
FIG. 3 is a top plan view thereof;  
FIG. 4 is a bottom plan view thereof;  
FIG. 5 is a left side elevational view thereof;  
FIG. 6 is a right side elevational view thereof; and,  
FIG. 7 is a top, rear and right side perspective view thereof.

**1 Claim, 2 Drawing Sheets**

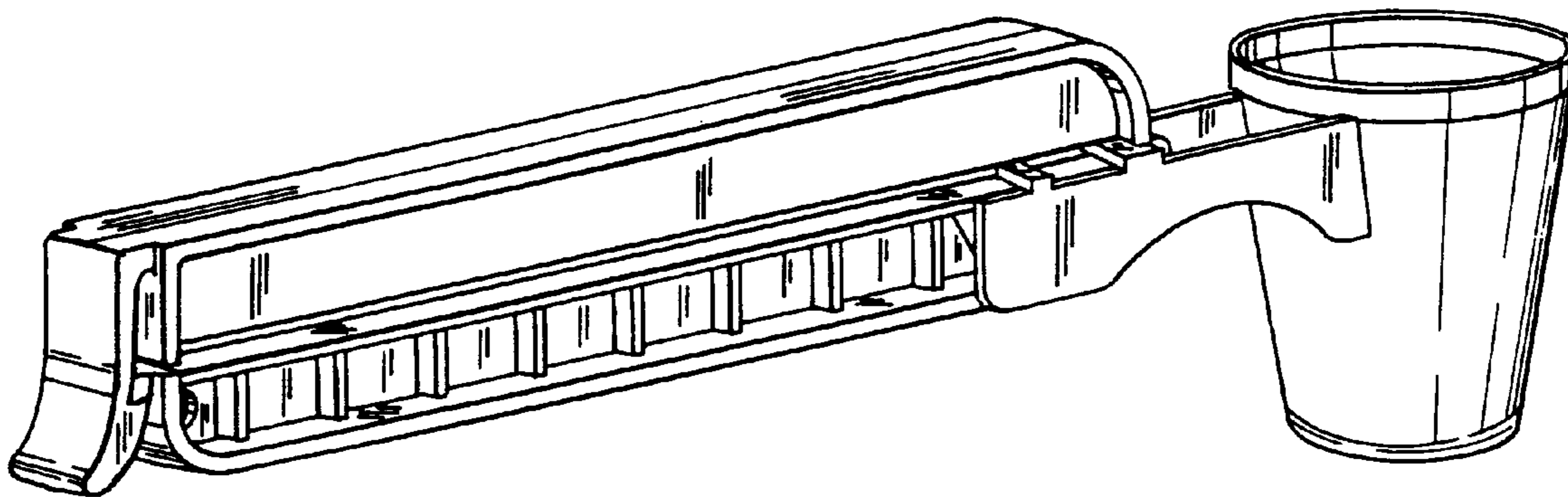


Fig. 4




Fig. 1

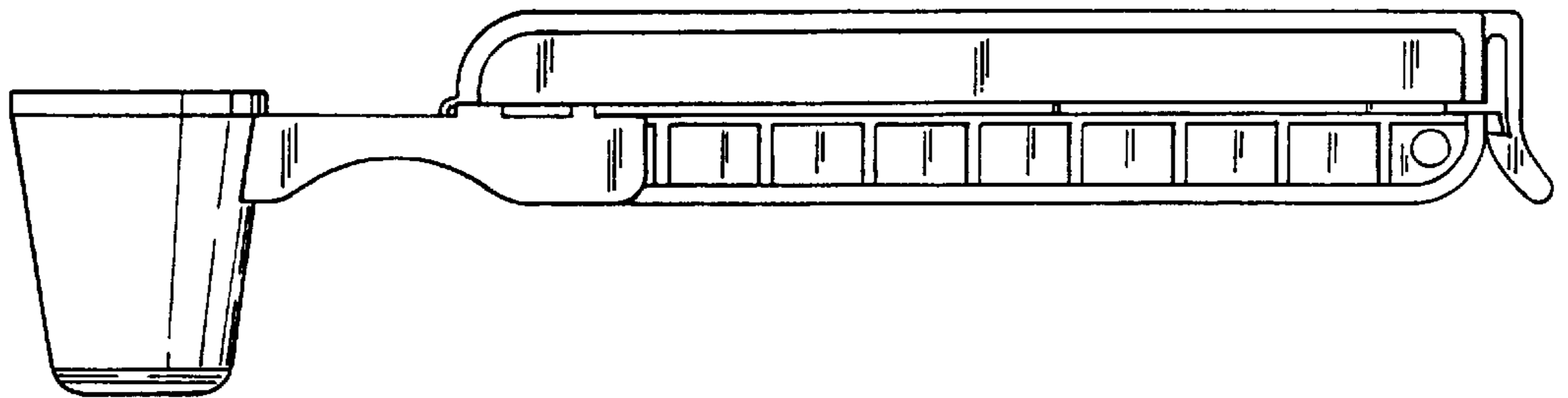


Fig. 3




Fig. 2

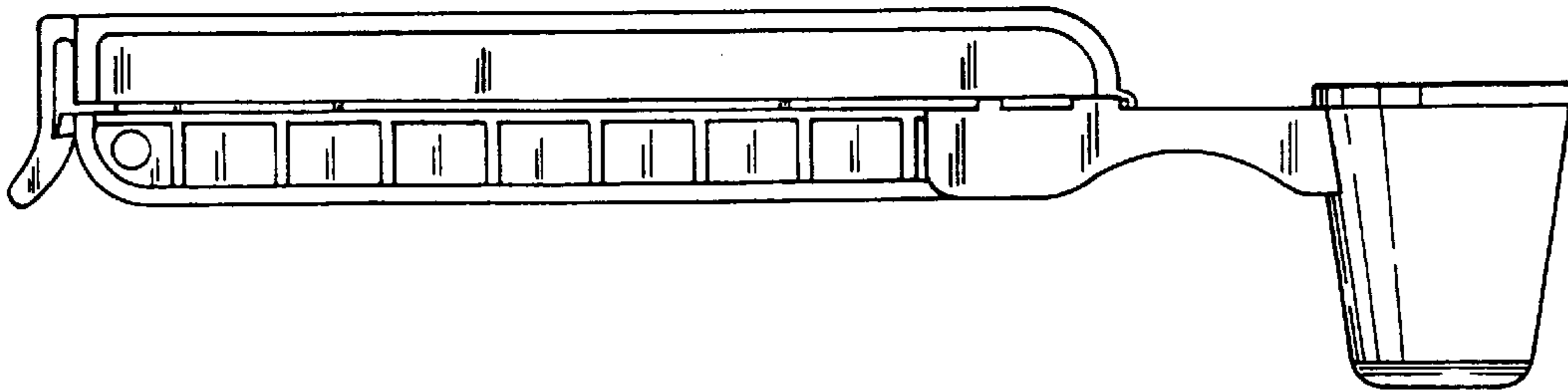


Fig. 5

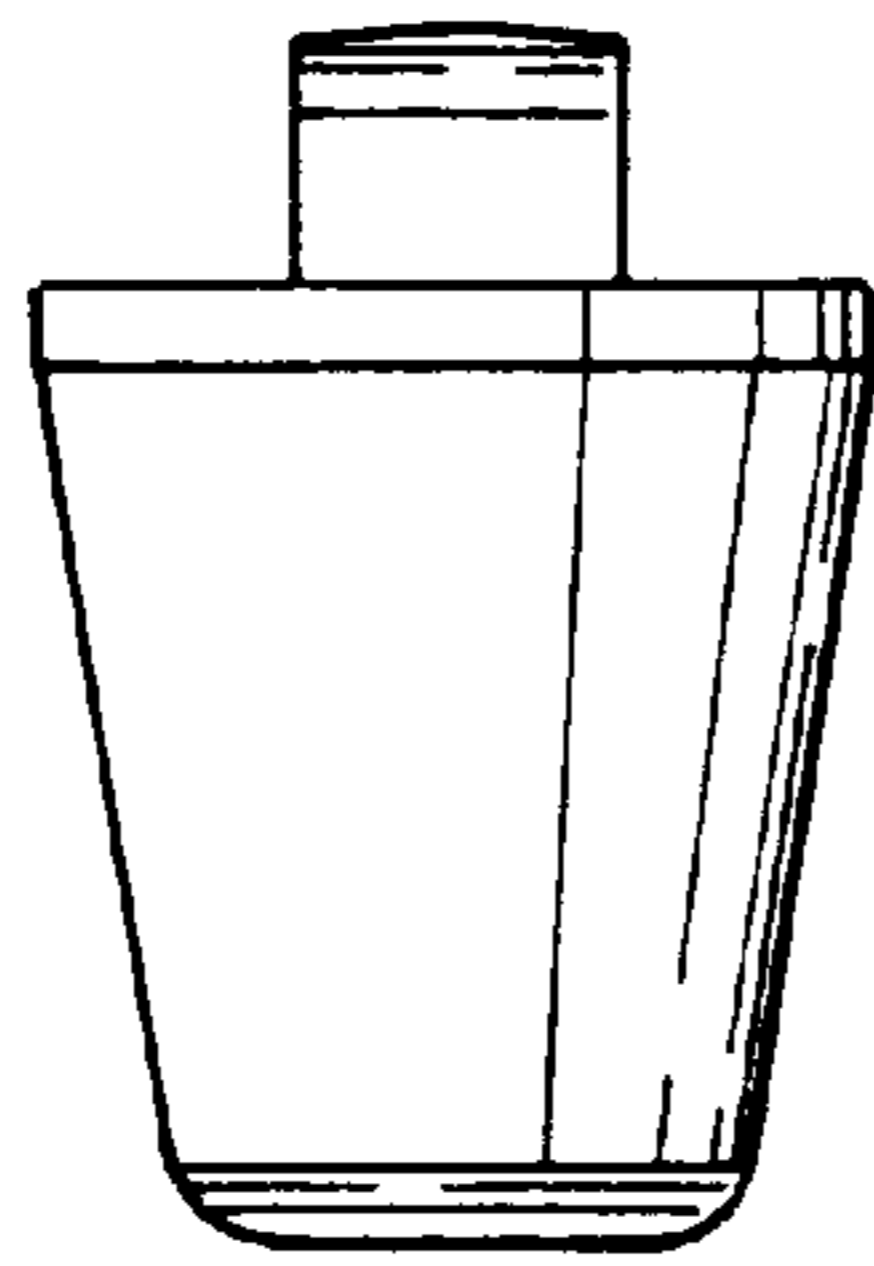


Fig. 6

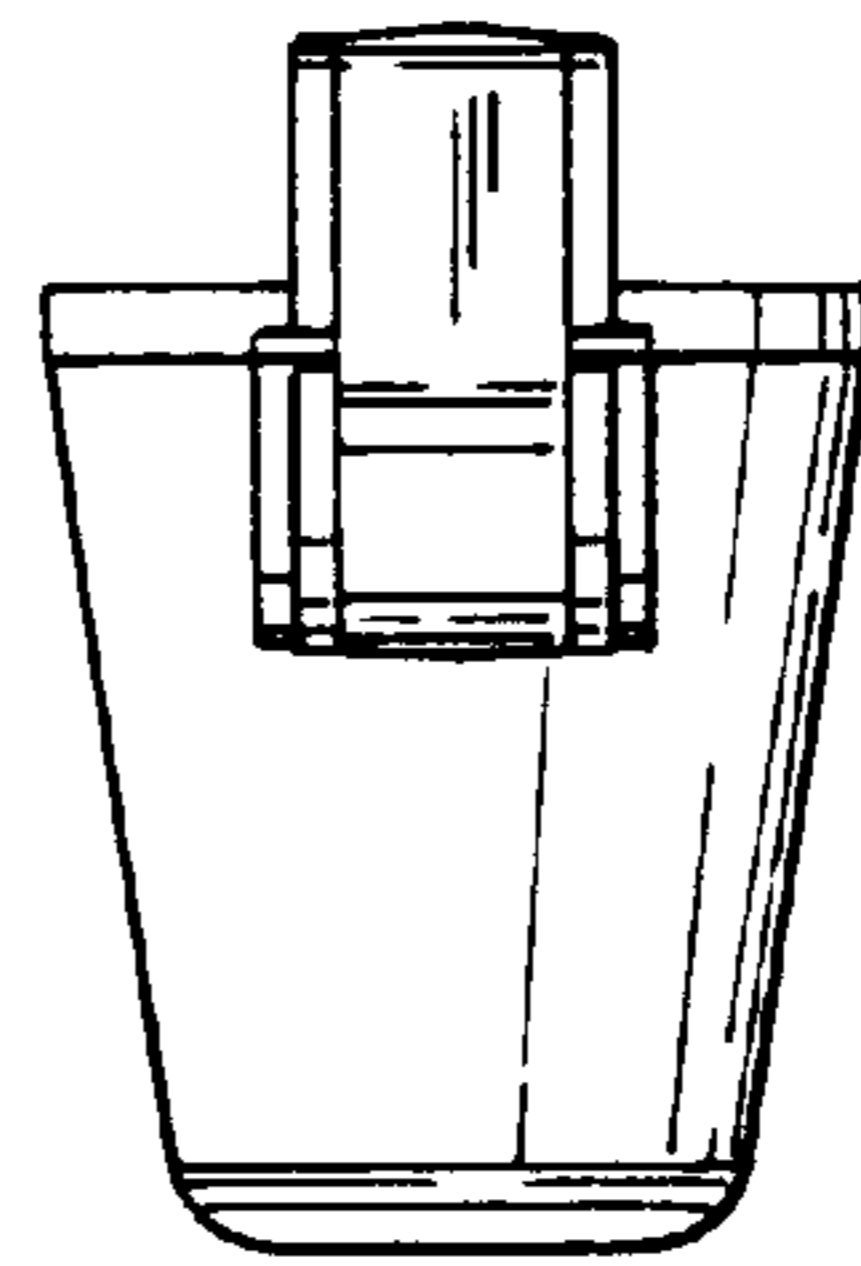


Fig. 7

